

THE UK'S BEST SELLING MAGAZINE FOR AMATEUR RADIO ENTHUSIASTS

TRADERS' TABLE - LATEST USED EQUIPMENT LISTS

MAY 1997 £2.20

practical Wireless

Lasers
Leading Lights In
Communications

Radio
Discover The
Basics

Bargain
Basement

Busby's Box
Goes
Stateside

Bits & Bytes

& all your
regular
favourites!

8 pages of

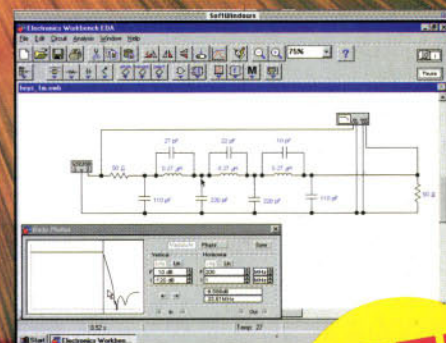
antennas
in action

Reviewed

Tackling TVI With
Semaht



Electronics
Workbench EDA
Software



Electronics
Workbench EDA

Copyright (c) 1989, 1993, 1996 Interactive Image Technology Ltd.

FREE
READERS'
ADS




Reviewed

MFJ-490
Memory
Keyer



Waters & Stanton **NEW** FREE-PHONE ORDER LINE 0500 73-73-88

22, Main Road, Hockley, Essex. SS5 4QS



Price Match - and 10-Day Approval!

We Promise to try and match or beat our competitors' prices. Most of our staff are licensed either class A or B - so we understand your needs. G3OJV / G0PEP

Orders: 0500 737388
01702 206835
Enquiries 01702 206835
01702 204965
FAX 01702 205843
Open Mon-Sat 9.00AM - 5.30PM

Standard C-156 2m Handy



W&S
£149.95

Lowest
UK Price!

Now with ni-cads
and AC charger!

- * 2m FM Handy
- * 2.5W Output
- * 1750Hz tone
- * 100 Memories
- * Keypad Entry
- * LCD Readout

Yaesu FT-50R 2m/70cms



Includes WFM
Broadcast

OFFER

W&S
£259

- * Wideband Rx (AM Airband)
- * CTCSS & 1750Hz
- * 112 Alphanumeric Memories
- * Dual Watch - Military rated
- * 5W from 12v DC input
- * Superb sensitivity
- * Ni-cads and AC Charger
- * One of our top 5 sellers!

Save
£70!

ADI AT-200 2m FM



W&S
£129

Free Mini-mag mobile
antenna when you send
back your warranty card.
During May

- * 2m FM Handy
- * 2.5W output
- * 5W on 13.8v
- * 1750Hz tone
- * Illuminated keypad
- * Ultra sensitive
- * Wideband Rx
- * 20 memories
- * Keypad entry
- * DTMF
- * Uses AA cells

This has proved to be our
most reliable handheld. It
has a very sensitive receiver
and is built to professional
standards.

ADI AT-400 70cm FM



W&S
£169

Free Mini-mag mobile
antenna when you send
back your warranty card.
During May

- * 70cm FM Handy
- * 2W output
- * 5W on 13.8v
- * 1750Hz tone
- * Illuminated keypad
- * Ultra sensitive
- * Wideband Rx
- * 20 memories
- * Keypad entry
- * DTMF
- * Uses AA cells

This has become the standard
radio for Novice hams. Its the
most sensitive and cost effective
way of getting on 70cms.



AR-146 2m Mobile

"Beats the Japanese Rigs for Sensitivity and
Adjacent Channel" QST Nov. 1996

Now with Full CTCSS



W&S
£249

ADI AR-446 70cms Mobile

Now with Full CTCSS



W&S
£269

ALINCO DR-610 2m & 70cms



W&S
£475

Lowest
UK Price!

- * Detachable front head unit.
- * 2m & 70cms (50W 2m & 35W 70cms)
- * CTCSS Encode, 1750Hz tone
- * 100 Memories, 9600 bps for Packet

Alinco DJ-191 2m Handy



Lowest
UK Price!

W&S
£139

- * 2m 1.5W from ni-cad
- * 5W from ext. 12v supply
- * Rx 135 - 174MHz
- * 40 Memories
- * CTCSS built-in
- * 1750Hz tone
- * DTMF built-in
- * Battery saver
- * Programmable offset & steps
- * Ni-cads and charge included.

ALINCO DJ-G5EY 2m/70cm

Latest "EY" European
version just arrived!



A compact dual
band handheld that
is offered by us
direct from factory.
Why pay more?

W&S
£269

Latest Model

- * Up to 5W output
- * CTCSS & DTMF
- * 1750Hz tone
- * 100 Memories
- * AM airband
- * Channel scope
- * Programmable steps
- * Extended receive
- * Full scanning
- * Ni-cads and charger

50W of Pure Performance Lowest UK Price

QST reviews are respected and accurate!
This rig beat the more expensive ALINCO
DR-150 for sensitivity and adjacent channel
performance - the most important features
that customers look for. Ask for laeflet.
(Source QST).

Both rigs feature:

- * 3 Power levels - Wideband receive
- * 40 Memories plus call channel
- * 7 Programmable steps
- * Channel or frequency display
- * Now with full CTCSS (Decode / Encode)
- * 24 months warranty
- * Keypad mic and mounting kit



AT-600D Dual Bandner



W&S
£279

Alpha Numeric
Display

- * 2m & 70cms tcv.
- * 5W on 13.8V
- * Full duplex
- * 200 Memories
- * AM/FM Rx
- * Rx up to 990MHz
- * DTMF fitted
- * CTCSS fitted
- * 1750Hz tone
- * Batt. volt meter
- * Illuminated keypad
- * Battery saver
- * Ni-cad & charger

Wonder why other dual
banders have dropped in
price price? - Because
ADI offers more for less!!

Just Attived!



Dual Band Amp.




W&S
£139

30W
2m & 70cm

Completely auto switching, this dual band amplifier is an
absolute bargain. Ideal for all modern dual band hand-
helds. Requires 13.8v and 1-6W input

Largest Range of Kits

Ramsey
MFJ
Ten-Tec
Howes



We have a huge selec-
tion of kits covering receivers and ham radio. Please ask
for full details - special discounts for schools and colleges

W&S

DJ-S41 70cms



W&S
£119

- * 430-440MHz
- * 340mW output
- * CTCSS
- * 1750Hz tone
- * 20 memories
- * 6 Steps
- * 3 x AA cells

Alinco DJ-180 2m Handy



Lowest UK Price!

W&S
£119

- * 2m 2W (5W on 12v)
- * 10 Memories with scanning
- * Low battery indicator
- * Rotary frequency control
- * Programmable steps
- * 1750Hz tone
- * Auto power off
- * Ni-cad pack
- * AC Mains charger

Alinco DR-430 70cm Mobile




Clearance Price

W&S
£199

- * 430 - 440MHz
- * 20 Memories
- * 25W output
- * 20 Memories
- * CTCSS Encode
- * Time out feature
- * Wideband Rx
- * Inc. Mic and kit

WATsON FC-128 Counter



1MHz - 2.8GHz

This model has a wide frequency range and is powered by internal ni-cads. The BNC socket with aerial makes it very sensitive. Supplied with AC charge.

W&S
£69.95

WATsON Base Mic. WM-308



Built-in buffer amplifier provides matching. Modern rigs will power it direct from mic socket - otherwise use 2 x AA cells. Includes connecting cable for 8 pin rig sockets wired ready for Kenwood - info provided for Yaesu & Kenwood changes.

W&S
£59.95

WATsON Super Antennas

Fibre Glass Base Antennas

Pre-tuned, solid construction and completely weather proof.

W-2000	6, 2, 70cm 2.1/6.2/8.4sB	£89.95
W-300	2m/70cm 6.5/9dB	£69.95
W-50	2m/70cm 4.5/7.2dB	£54.95
W-30	2m/70cm 3/6dB	£39.95

Mobile Whips - High Quality

W-285	2m 5/8th long whip	£15.95
W-770HB	2/70cm whip 1.1m long	£24.95

FREE Carriage During May

WATsON GPS-150 Car Antenna



W&S
£39.95

Half the price of identical units of other brands!

HF RIGS We've got the DEAL PHONE!

"BEST PRICE" ORDER LINE 0500 73 73 88

ICOM-706 Price Down



SAVE £366!

W&S
£839

- * 160 - 10m
- * SSB - CW - FM - AM
- * 100W inc 6m
- * 10W on 2m
- * Remote head unit
- * Superb performance
- * Large LCD display
- * The most popular mobile!

ICOM IC-702H 2m/70cm Mobile



NEW

W&S
£389.95

- * 2m & 70cm
- * 50W / 30W
- * Detachable head
- * Packet 9600 bps ready
- * 180 Memory channels
- * CTCSS & 1750Hz tone

ICOM IC-756 HF Rig



W&S
£Phone

- * 100W of pure Magic
- * 160 - 6M
- * SSB - CW - AM - FM
- * Spectrum display
- * Auto ATU
- * Superb DSP built-in
- * CW Memory keyer
- * 100% duty cycle
- * Keypad entry option
- * DXers choice in the USA

NEW TM-V7E KENWOOD



W&S
£599

- * 144 & 430MHz 50/35W
- * Dual Rx on same band!
- * 280 Memories
- * Detachable front head
- * CTCSS & 1750Hz Tone
- * Large clear display

Diamond VSWR Meters



PRICE DOWN

SX-200 £69.95

- * 1.8-200 MHz
- * 5W, 20W, 200W
- * Case 155 x 63 x 103mm
- * Weight 540g

£79.95 SX-400



- * 140-525 MHz
- * 5W, 20W, 200W
- * Case 155 x 63 x 103mm
- * Weight 540g



PRICE DOWN

SX-600 £129.95

- * 1.8-160 MHz
- * 140-525 MHz
- * 5W, 20W, 200W
- * Case 155 x 63 x 103mm
- * Weight 540g

Garmin GPS-45XL



The Best!

W&S
£225


- * Position Indicator
- * Forward speed
- * Moving map and road
- * Destination ETA
- * Compass & Altitude
- * 250 waypoints
- * Build your own map
- * 20 hours from 4 AA cells
- * Built-in antenna
- * External BNC socket
- * NMEA interface

Books

"Secret of Learning Morse Code"

Back in stock

£6.95



YAESU PRICES DOWN We've smashed Yaesu Prices until end of May!

NEW FT-920 HF Transceiver



Just Arriving!

NEW

Our Price £1595 - £1395

The new FT-920 has been released and offers some great features at a great price. 1.8MHz to 54MHz plus wideband receive, 33 MPS Digital signal processor, Digital IF shift, Auto notch filter, Dual VFOs, 100 Memories, Band Stacking VFO system, Break-in CW with electronic keyer, TNC interfacing, Digital voice recorder, 13.8v DC operation.

FT-1000MP	£2849	£2149
FT-1000MPDC	£2599	£1999
FT-900AT	£1299	£1049
FT-840	£959	£695
FT-3000	£479	£359

KENWOOD HF RIGS



PRICE DOWN

NEW TS-570

TS-570 RRP £1499 but PHONE!

It's causing a lot of excitement, and rightly so. A lovely clear display with full DSP built-in. This is a serious rig. **TS-870 RRP £2399 - £1949**

This is the big "daddy" of Kenwood's latest offering. It's got so many features that you first need the brochure and then you need a demonstration.

WATsON WMM-1 Modem

Review last month W&S £69.95



NEW

- * Packet, AMTOR, CW
- * SSTV, Fax, RTTY
- * NAVTEX, SYNOP
- * Transmit and receive
- * Needs PC 286 or better
- * Includes software
- * No external power required
- * Connects to RS-232

MFJ

Ham Radio Accessories

**ORDERS ONLY ON:
FREEPHONE
0500 73 73 88**

MFJ-784B Filter

£239

Price Down!



- * Works with any rx. or txvr.
- * DSP filter, fully programmable
- * 16 Factory pre-sets
- * Plugs directly into audio out
- * Drives speaker or headset
- * Requires 12v at approx 500mA

MFJ-948 HF ATU

£129

Price Down!



- * 300 Watts PEP 150W CW
- * 1.8 - 30MHz - with ease!
- * Wire, coax or balanced line
- * Balun included for best match
- * 30 / 300W power meter - PEP / RMS
- * Antenna selector, by-pass etc.

MFJ-949 HF ATU

£149

Price Down!



- * 160 to 10m 300W PEP 150W CW
- * Wire, coax or balanced feed
- * Built-in Dummy Load
- * 30 / 300W power meter - PEP / RMS
- * Antenna selector, by-pass etc.

MFJ-9406 6M Trancvr.

£249

Price Down!



- * 50 - 50.3MHz 10W SSB
- * RF speech processing
- * 10MHz xtal filter
- * Super performance
- * Ideal way to 6M DXing

MFJ-259 HF Analyser

£229

Price Down!



- * 1.8MHz - 170MHz
- * Digital Readout
- * Resonance
- * VSWR
- * Impedance
- * AA batteries or 12v external

Connect to aerial or coax and adjust it in seconds. Turns hours into minutes and ideas into antennas!

MFJ-1278DSPX Data Unit

£399



- * Multi-mode
- * Packet
- * Amtor
- * Pactor
- * Colour SSTV
- * 10 Modes total
- * DSP filtering
- * Tuning scope
- * Simple to use
- * Software

Windows Software

NEW

£36.95



Just arrived, the latest Windows Software for MFJ TNCs and Multimode modems. Now you can operate in a familiar environment with much improved software.

- MFJ-1286W TNC software £36.95
 - MFJ-1289W Multimode software £63.95
- All supplied on 3.5" size discs.

MFJ-781 DSP Filter

NEW

£139



- * Digital Audio Filter
- * CW 50, 100, 200, 500Hz
- * Amtor, fax, GTOR, PACTOR
- * RTTY, SSTV, We-FAX

MFJ-914 Auto Match

NEW

£59.95



Your Auto ATU will now match any aerial when used with this.

Auto-Tuner Extender

Connect between auto tuner and transceiver - no more problems with G5RVs and all those difficult antennas - 160 to 10 metres

MFJ-906 VSWR / ATU

NEW

£79.95



- * 50MHz - 54MHz
- * ATU and VSWR power meter
- * Matches all coax systems
- * 100W CW/FM 200W SSB
- * Tuner by-pass - SO-239 sockets
- * Size 203 x 63 x 76cm

Ameritron 811 1kW

Price Down!



The only currently available HF linear to have passed a full lab. CE test

- * 1 kW linear 9dB Gain
- * Like a 5 element Monobander!
- * Uses low cost 811A tubes
- * Built-in rugged AC Supply
- * Instant by-pass switch
- * PA V/A meter + Grid meter
- * Over rated variable capacitors
- * Fan cooled for long life
- * Very efficient - 600W output
- * Easy to tune and connect
- * Size 16" x 13.75" x 8"

**160 to 10M of DX-Getting Power
Perfectly matches all 100W rigs**

£799

MFJ-441 Keyer

£59.95



NEW

- * 2 - 65 WPM - suits all transceivers
- * Adjustable tone, volume and weight
- * Semi-auto, auto and lmbic
- * 37 character memory
- * Use AA cells or external 12v
- * 105 x 88 x 35mm approx

MFJ-941E Atu

£109

Price Down!



- * 160m to 10m ATU - 300W
- * Wires, Coax and Balanced Feed
- * Cross Needle VSWR & Power
- * 3-Way antenna selector
- * By-pass position - Dummy load socket
- * Internal Balun - 30 or 300W position
- * 260 x 180 x 70mm

MFJ-250X 1kW load

Price Down!

£34.95



- * 1kW Dummy Load
- * Oil cooled design
- * SO-239 socket
- * Ideal for linears
- * 1MHz to 400MHz
- * Oil not supplied

MFJ-260C 300W

£34.95

- * Dummy Load
- * 50 Ohm
- * 300W
- * OK to 450MHz
- * Air cooled
- * SO-239
- * Totally enclosed
- * Essential item



MFJ-702 LPF Filter

NEW

£29.95



- * Low pass filter 1.8MHz - 30MHz
- * 200 W pep - 50dB down at 54MHz
- * Loss less than 0.5dB
- * SO-239 size 150 x 25 x 38cm approx

MFJ-840 Handy Meter

£23



- * 144 - 146MHz
- * 0 - 5 Watts
- * BNC Handheld fitting
- * Reads power out

MFJ-969 HF+6m ATU

NEW

£179.95



- * 1.8MHz - 50MHz 300W ATU
- * "T" match with roller inductor
- * Coax, balanced and wire
- * True PEP electronic meter (9v batt)
- * Internal 50 Ohm load - 3 way switch
- * Size 268 x 242 x 95mm

MFJ-1118 Dis. Board

Price Down!

£69.95



- * Complete 12V distribution system
- * 5 Output terminals - RF by-passed
- * Built-in 0 - 25V Volt meter
- * Fused input and outputs
- * Master switch and LED indicator
- * Super heavy guage DC input cable
- * Max current 35 Amps
- * Heavy metal shielded case

Mirage 100W 2m Amp

NEW

£199.95



Fan Cooled

- * 144 - 148MHz 100W Out FM & SSB
- * Input 1W - 8W - ideal for handhelds
- * GaAsFET switchable pre-amp
- * RF sensing with 1 sec delay on SSB
- * Supply - 13.8V at 15Amps approx

Mirage 160W 2m Amp



£299.95

NEW

- * 144 - 148MHz FM & SSB 160W out
- * 40-50W input - ideal for modern FM rigs!
- * GaAsFET switchable pre-amp + lo-high
- * RF sensing - Adjustable SSB delay
- * VSWR & temp. protected
- * Supply - 13.8v at 25 Amps approx

MFJ-219 70cm Meter

NEW

£99.95



- * 420 - 450MHz Ant Analyser
- * "N" or SO-239 version
- * Measure VSWR & Resonance
- * Uses AA cells
- * Ext. socket for freq. counter
- * Adjust ant. on site quickly
- * 188 x 60 x 54mm

Waters & Stanton

Enquiries: Tel. 01702 206835 / 204965

Fax. 01702 205843

22, Main Road, Hockley, Essex SS5 4QS

Practical Wireless

MAY 1997
(ON SALE APRIL 10)
VOL. 73 NO 5 ISSUE 1082
NEXT ISSUE (JUNE)
ON SALE MAY 8

EDITORIAL & ADVERTISEMENT OFFICES

Practical Wireless
Arrowsmith Court
Station Approach
Broadstone
Dorset BH18 8PW
☎ (01202) 659910
(Out-of-hours service by answering machine)
FAX (01202) 659950

PW's Internet address is:

@pwpub.demon.co.uk You can send mail to anyone at PW, just insert their name at the beginning of the address, e.g. rob@pwpub.demon.co.uk

Editor

Rob Mannion G3XFD

Technical Projects Sub-Editor

NG ("Tex") Swann G1TEX

News & Production Editor

Donna Vincent G7TJB

Editorial Assistant

Zoe Crabb

Art Editor

Steve Hunt

Page Layouts

Jon Talbot & Paul Blachford

Advertisement Manager

Roger Hall G4TNT

PO Box 948

London SW6 2DS

☎ 0171-731 6222

Mobile (0585) 851385

FAX 0171-384 1031

Advert Sales and Production (Broadstone Office)

Chris Steadman MBIM (Sales)

Carol Trevarton (Production)

☎ (01202) 659920 - 9.30am - 5.30pm

FAX (01202) 659950

Books & Subscriptions

Michael Hurst

CREDIT CARD ORDERS

☎ (01202) 659930

(Out-of-hours service by answering machine)

FAX (01202) 659950

Front cover photograph courtesy of Lumonics, Rugby.

Copyright © PW PUBLISHING LTD. 1997. Copyright in all drawings, photographs and articles published in Practical Wireless is fully protected and reproduction in whole or part is expressly forbidden. All reasonable precautions are taken by Practical Wireless to ensure that the advice and data given to our readers are reliable. We cannot however guarantee it and we cannot accept legal responsibility for it. Prices are those current as we go to press.

Published on the second Thursday of each month by PW Publishing Ltd., Arrowsmith Court, Station Approach, Broadstone, Dorset BH18 8PW. Tel: (01202) 659910. Printed in England by Southernprint (Web Offset) Ltd. Distributed by Seymour, Windsor House, 1270 London Road, Northway, London SW18 4DH. Tel: 0181 872 1888. Fax: 0181 878 8807. Telex: 3817945. Sole Agents for Australia and New Zealand - Gordon and Gutch (Asia) Ltd., South Africa Central News Agency, Subscriptions INLAND £25, EUROPE £30, REST OF WORLD £32 (Airmail), REST OF WORLD £17 (Airmail, payable to PRACTICAL WIRELESS, Subscription Department, PW Publishing Ltd., Arrowsmith Court, Station Approach, Broadstone, Dorset BH18 8PW. Tel: (01202) 659930. PRACTICAL WIRELESS is sold subject to the following conditions, namely that it shall not, without written consent of the publishers first having been given, be lent, re-sold, hired out or otherwise disposed of by way of trade at more than the recommended selling price shown on the cover, and that it shall not be lent, re-sold, hired out or otherwise disposed of in a mutilated condition or in any unauthorised cover by way of Trade, or affixed to or as part of any publication or advertising, literary or pictorial matter whatsoever. Practical Wireless is Published monthly for £45 per year by PW Publishing Ltd., Arrowsmith Court, Station Approach, Broadstone, Dorset BH18 8PW. Royal Mail International, c/o Yellowstone International, 87 Burrows Court, Hackensack, NJ 07601, UK. Second Class Postage paid at South Hackensack, New Jersey. USA address changes to Royal Mail International, c/o Yellowstone International, 2275 Pratt Boulevard, Elk Grove Village, IL 60007-5227. The USPS (United States Postal Service) number for Practical Wireless is 007075.



7 EDITOR'S KEYLINES

Rob Mannion G3XFD's viewpoint on the Amateur Radio world.

8 RECEIVING YOU

10 CLUB SPOTLIGHT

13 SPECIAL OFFER

Pick-up a direct conversion receiver for under £50!

14 NEWS 1997

Amateur radio news and views.

17 RADIO - DISCOVER THE BASICS

This time Rob G3XFD solves an education problem and saves you money!

18 REVIEW - THE SEMAHT DIGITAL FIELD STRENGTH METER

Gordon King G4VFW tackles TVI the Semaht way.

20 SUBSCRIPTION OFFER

Try PW and SWM for six months for just £20!

24 BUSBY'S BOX GOES STATESIDE

A group of radio amateurs from Norfolk send a British telephone box 'across the pond'.

25 IN SEARCH OF BETTER SIGNALS

Terry Brown G0NSA tells how he achieved better signals with an Adapt-A-Mast.

27 REVIEW - THE MFJ-490 MEMORY KEYS

John Goodall G0SKR tries out a menu driven Morse keyer from the MFJ stables.

29 ANTENNAS IN ACTION

Tex Swann G1TEX rounds-up more antenna and associated action.

34 TRADERS' TABLE

Your guide to second-hand equipment.

44 LASERS - LEADING LIGHTS IN COMMUNICATIONS

Brian Dance sheds a little light on the fascinating subject of lasers and their applications.

49 REVIEW - ELECTRONICS WORKBENCH EDA SOFTWARE

Tex Swann G1TEX looks at a comprehensive piece of design software.

51 DIP METERS - DUTCH STYLE!

Wim De Ruyter PA0PRW presents a collection of ideas proving how versatile the 'dip' meter can be.

54 BOOK PROFILES

A selection of titles from the American Radio Relay League.

57 RADIO DIARY

58 VALVE & VINTAGE

Ben Nock G4BXD brings a military feel to PW's vintage 'wireless shop'.

60 CARRYING ON THE PRACTICAL WAY

George Dobbs G3RJV describes how to build an 'add-on' external b.f.o. unit.

64 VHF REPORT

David Butler G4ASR rounds-up the activity on the v.h.f. bands.

66 HF FAR & WIDE

72 BITS & BYTES

Mike Richards G4WNC has the latest 'computing in radio' news for you.

74 BARGAIN BASEMENT

Just look at the bargains in the 'basement' this month!

76 PACKET PANORAMA


Roger Cooke takes his bi-monthly look at the packet radio scene.

77 BROADCAST ROUND-UP

80 BOOK STORE

83 COMING NEXT MONTH

Look at what's coming in PW & SWM next month.



Electronics
Workbench® EDA

84 ADVERTISERS' INDEX

antennas
in action

SOUTH MIDLANDS CO

AOR ★ KENWOOD ★ DAIWA ★ COMET ★ YAESU ★ STRUMECH VERSATOWER ★ LAFAYETTE ★ HY-MOUND ★ CUSHCRAFT ★ TAIWAN ★ ICOM

THIS MONTH'S SPECIAL OFFERS

Yaesu FT-5100

2m/70cm mobile transceiver

save
£280



only
£399

Yaesu FT-10R/A06

2m ultra
handi

compact
transceiver

save
£70



only
£179

NEXT WORKING DAY DELIVERY £9.50. FULL MANUFACTURERS 12 MONTHS WARRANTY



Cushcraft Antennas are one of the best range currently available. They offer superb performance, innovative design, excellent build quality and outstanding value for money.

HF Antennas

R5	10/12/15/17/20 vertical	£295.00
R7000	10 thru to 40m vertical	£369.00
R80	Radial kit for R7000	£129.00
AV-3	14-21-28MHz vertical 4.3m long	£99.00
AV-5	3-5-7-14-21-28MHz vertical 7.4m long	£169.00
AP8A	8 Band Vertical	£229.00
APR18A	Radial Kit	£54.00
40-2CD	2-ele 40m Yagi	£499.00
A3S	14-21-28MHz Yagi	£389.00
A3WS	12/17m 3-ele Yagi	£299.00
A103	30m Extension A3WS	£119.00
204CD	4 ele 20m Yagi	£499.00
154CD	4 ele 15m Yagi	£289.00
D4	Dipole 10/15/20/40m	£259.00
D3W	Dipole 12/17/30m	£199.00
A4S	3-4 ele Yagi 10/15/20m	£449.00

VHF Antennas

AR-270	2/70 Dual Band Vertical 1.13m long	£69.00
AR-270b	2/70 Dual Band Vertical 2.3m long	£95.00
AR2	2m Vertical 1.2m long	£39.00
AR6	6m Vertical 3.1m long	£59.00
144-10SN	2m 10-ele Yagi 13.2 dBd	£89.00
A144-20T	2m 10-ele Cross Yagi 12.2 dBd	£105.00
13B2N	13-ele 2m Yagi	£135.00
17B2	17-ele 2m Yagi	£199.00
A50-3S	3-ele 6m Yagi	£89.00
A50-5S	5-ele 6m Yagi	£149.00
A50-6S	6-ele 6m Yagi	£249.95
22XB	2m 22-ele Yagi c/w polarization switching	£229.00
738XB	70cms 38-ele Yagi c/w polarization switching	£219.00
719B	19-ele 70cms Yagi	£109.00
729B	29-ele 70cms Yagi	£169.00

HOKUSHIN ANTENNAS

HS-702S	2M/70CM Whip BNC	£12.50
HS430	5 1/2 Wave Whip BNC	£8.50
HS320	2M 1/4 Wave Whip	£6.50
2NE	2M 3/8 Wave Whip	£19.00
88F	2M 8/8 Wave Mobile Whip	£16.50
HS-727SS	2M/70CM Mini Mobile Whip	£17.00
EX104B	2M/70CM Mini Mobile Whip	£22.50
EX601B	6M 1/4 Whip	£37.00
SMC12SE	12M Mobile Whip	£16.50
SMC15SE	15M Mobile Whip	£16.50
SMC17SE	17M Mobile Whip	£16.50
HF3	12/17/30 Base Vertical	£59.00
28HS2HB	10M 2EL ZL Beam	£65.00
HS-GP62	2 X 1/4 Base Colinear	£65.00
GP23	3 X 1/4 Base Colinear	£39.00
SQ144	2M SWISS QUAD	£45.00
WX1	2M/70CM Base Colinear	£75.00
WX2N	2M/70CM Base Colinear	£99.00
WX4N	2M/70CM Base Colinear	£129.00
WX6S	2M/70CM Base Colinear	£189.00
NEW GDX30	Discone 100-1500MHz c/w 10M RG58U	£59.95

Taiwan Serene

MOBILE ANTENNAS

TSM-1005	2m 7/8 1.89m	£29.50
TSM-1316	2m/70 0.44m	£18.00
TSM-1339	2m/70 0.89m	£22.50
TSM-1312	2m/70 0.89m	£23.00
TSM-1309	2m/70 0.93m	£25.00
TSA-5004	Mirror/R rack mount	£16.00

BASE ANTENNAS

TSB-3301	2m/70 G/Fibre 3.18m	£68.00
TSB-3302	2m/70 G/Fibre 1.79m	£59.50
TSB-3303	2m/70 G/Fibre 1.15m	£42.50
TSB-3603	2m/70/23 G/Fibre 3.07m	£85.00
TSA-600/C	Duplexer 2/70 'N'-N/PL leads	£25.00
TSA-601/E	Tmplexer 2/70/23 'N'/PL,N,N	£43.00
TSA-6601	2/70 mini PWR/SWR meter	£29.00

HANDHELD/SCANNER ANTENNAS

TSC2601	BNC Whip 144/430/900MHz 0/1.5/3.4dBi	£15.95
TSC2602	BNC Whip 144/430/1200MHz 2/3/5.5dBi	£21.50
TSC2603	BNC Whip 144/430/900MHz 2/3.4/5.5dBi	£22.50

ANTENNA ROTATORS

AR303	Light duty	£49.95	D
G-450XL	New medium duty model	£269.00	D
G-650XL	New H/D version of G-450XL	£369.00	D



G-800SDX	450° deluxe model	£429.00	D
G-1000SDX	H/D version of G-800SDX	£499.00	D
G-28000SDX	H/D rotator 450°	£1129.00	D
G-500A	Elevation rotator	£289.00	D
G-5400B	AZ/EL rotator	£529.00	D
G-5600B	AZ/EL rotator H/D	£629.00	D
RC5-1	Medium duty create	£329.00	D
RC5-3	Medium duty + preset	£439.00	D
RC5A-3	H/D v/speed + preset	£659.00	D
RC5B-3	V H/D v/speed + preset	£989.00	D
ERC5A	Heavy duty elevation	£1095.00	D
GC038b	Lower clamp G-400, 800, 1000	£25.00	B
GC038G	Lower clamp G-600	£25.00	B
MC%	Lower clamp create	£49.95	C
GS-050	Rotary bearing up to 1 1/2 mast	£29.00	B
GS-065	Rotary bearing 2" mast	£45.00	B
CK46	Create rotary bearing 2" mast	£57.00	B
CD-45	Telex meter controller	£315	D
HAM IV	Medium duty meter controller	£449	D
HAM V	HAM IV with digital controller	£749	D

All discounts are based on RRP's. CARRIAGE: ROTATORS/PSUs £13.50 BASE ANTENNAS £9.50 TNCs £8.50 MOBIL

Showroom/Mail Order 9.30-5pm, 9-1pm Sat Tel: (01703) 251549 Service Dept Tel: 0113-235 0606 9-5 Mon-Fri SMC Siski

SMC Ltd HQ Southampton: S M House, School Close Chandlers Ford Ind Estate, Eastleigh, I

ARE Communications: 6 Royal Parade Hanger Lane, Ealing, London W5A 1ET. Tel. 0181-997 4476 9.30am - 5.30pm Monday-Friday 9.30am - 1.

SMC (Northern): Nowell Lane Ind. Estate, Nowell Lane Leeds. Tel. (011

★ TELEX ★ AEA ★ TOKYO HY-POWER ★ MFJ ★ MIRAGE KLM ★ HENRY ★ MANSON ★ REXON ★ AOR ★ KENWOOD ★ DAIWA ★ COMET

COMMUNICATIONS LTD

SERENE ★ HOKUSHIN ★ ICOM ★ JRC ★ TELEX ★ AEA ★ TOKYO HY-POWER ★ MFJ ★ MIRAGE KLM ★ HENRY ★ MANSON ★ REXON

DATA PRODUCTS

We now have the widest range of data products in the UK, and with our specialist knowledge of the products we must be by far the number one choice for packet equipment.


PacComm

Tiny 2	1200 baud TNC	£139
PicoPacket	12 baud portable TNC	£119
Spirit 2	9600 baud TNC	£219



Kantronics

KPC3	1200 baud TNC	£139
KPC9612	1200+9600 dual port TNC	£275
Kam+	Multimode data modem	£395



AEA

PK12	1200 baud TNC	£129
PK96	9600 baud TNC	£219
PK232/MBX	Multimode data modem	£319
*DSP232	Multimode data modem	£479
*PK900	Multimode data modem	£479

* Free Pack - Win software

Symek

TNC2H	9600 baud TNC	£179
-------	---------------	------

BayCom Modems

USCC 4 port plug in card W/O Modems	£107
-------------------------------------	------

Modems

1200 baud	Plug in for USCC	£39
HF	Plug in for USCC	£59
9600 baud	Plug in for USCC	£79
Mini-Pak	1200 baud 9 pin 'D' plug	£69.95

Custom-made leads available for most leading brands of transceivers. £14.95.
Only £7.50 if purchased with a TNC.

Siskin Multi Cat

Computer interface suitable for most HF & VHF Transceivers with CAT interface socket.

£69.95

(Now includes beacon software)

COMET ANTENNA

COMET NEW PRODUCTS

CA-HV	HF/VHF Mobile Whip 7-14-21-28-50-144	
	* IDEAL FOR IC-706!! *	£89.00
CF-706	1.3-56 MHz/75-320MHz duplexer for CA-HV or similar	£39.00

COMET ANTENNA ACCESSORIES

RS20	Mini Gutter Clip	£19.50
RS21	Mini Hatchback mount	£19.50
CK-3MB	Mini Cable Assembly	£26.50
WS-1M	Window Mount & Cable	£39.00

COMET STATION ACCESSORIES

CBL-30	HF 1:1 Balun 1kW PEP	£23.50
CBL-200	HF 1:1 Balun 2kW PEP	£29.50
CF-30MR	HF Low Pass Filter 1kW PEP	£43.95
CF-50MR	6M Low Pass Filter 1kW PEP	£43.95
CF-30H	HF Low Pass Filter 2kW PEP	£69.00
CF-30S	HF Low Pass Filter 150W PEP	£25.00
CF-50S	6M Low Pass Filter 150W PEP	£25.00
CF-BPF2	2M Band Pass Filter 150W PEP	£49.95
CD-160H	PWR 1.6-60MHz 20/200/2000W	£99.00
CMX-2	PWR 1.8-200MHz 20/50/200W	£119.00

COMET ANTENNAS

HR-7	7MHz Mobile Whip	£46.00
CA-14HR	14MHz Mobile Whip	£46.00
HR-21	21MHz Mobile Whip	£46.00
CA-28HR	28MHz Mobile Whip	£46.00
CH72S	2M/70CM Whip BNC	£18.50
CH75	2M/70CM BNC whip	£18.00
CH600MX	2/70/23CM Whip BNC	£29.50
HR-50	6M MOBILE Whip	£46.00
CA-50HR	50MHz Mobile Whip	£46.00
CA2X4KG	2M/70CM Mobile Whip	£49.00
Z4	2m/70CM M. whip w/locking collar	£35.00
B-10	2M/70CM Mobile Whip	£21.50
B-22M	2m/70CM Mobile Whip	£44.95
CHL21J	2M/70CM Mobile Whip	£19.00
CHL28J	2M/70CM mobile whip 0.92M	£21.50
CA-258	2m/6m Mobile Whip	£29.00
CA-350dB	6M/10M Base Collinear	£149.00
ABC23	3 x 1/2 Base Collinear	£55.00
GP9N	2M/70CM Base Collinear	£135.00
GP15N	6M/2M/70CM Base Collinear	£99.00
GP95	2M/70CM/23CM Base Collinear	£119.00

COMET DUPLEXERS

CF-305	HF/VHF Duplexer	£25.00
CF-306A	HF/VHF/UHF Duplexer	£37.00
CFX-514	6M/2M/70CM Triplexer	£49.00
CFX-431	2M/70CM/23CM Triplexer	£49.00
CF-520	2M/6M Duplexer	£29.00

TELEX HY-GAIN

HF ANTENNAS

12AVQS	10-15-20m vertical, 4.1m	£109 C
14AVQ/WBS	10-15-20-40m vertical, 5.5m	£159 C
DX88	10-80m vertical	£315 C
DX77	10-40m vertical	£369 C

ROTATORS

CD45	Medium duty meter controller	£315 D
HAM IV	Medium duty with break	£449 D
HAM V	HAM IV with digital controller	£749 D

SPECIAL OFFER LIST

(while stocks last)

9523	Channel Master bearing	£12.50
CBB186	Universal Handi Belt Clip	£7.50
TNC24	Multimode TNC	£189.00
144TV	2m Module FTV	£39.00
NDH518	JRC Mem Unit NRD515	£59.00
FC767	FT767 auto ATU	£99.00
FF5	RX low pass filter	£2.50
FS20D	HF/VHF power meter	£25.00
FS20DL	HF/VHF power meter	£25.00
FS711C	10m SWR meter	£15.00
FS711H	HF power SWR meter	£25.00
FS711V	VHF power/SWR meter	£25.00
FMUT901	FM unit FT901/902	£10.00
PL42PL	Patch lead	£1.00
PL57PL	Patch lead	£1.00
XF8.9GA	AM filter FT901/107/101Z	£5.00
XF455C	CW filter FT102	£10.00
XF455CN	CW(N) filter FT102	£10.00
XF455M601	CW filter FT650	£29.00
XF8.2HC	CW filter FT102	£10.00
D3000253	NB mod kit FTONE	£1.00
HRM8B	Headset/mic	£10.00
FRVWFM	Wide FM mod FRG8800	£1.00
DCRG8800	DC kit FRG8800	£1.50
SB4	Yaesu switch box	£2.50
YM48	Yaesu DTMF mic 8 pin	£19.00
AN3	Coaxial switch RX	£3.50
YM39	DTMF mic 6 pin mini	£12.00
YM2500L	Mic CPU2500	£10.00
MMB1	Mobile mount FT101 etc.	£5.00
AMUT77	AM unit FT77	£3.50
DVS1	Voice mem unit FT212/712	£19.00
MH14A8	8 pin mic Yaesu mobiles	£15.00
NC27C	Yaesu charger 7.2V	£2.50
MH26D8	Hand mic FT5100/5200	£25.00
CD160H	HF-6m SWR/power meter	£89.00
YM22	DTMF mic	£12.00
12/6A	BNOS 6 amp PSU	£39.00
FC700	Yaesu ATU	£139.00
CSC6	Case FT203 + FNB3	£5.00
CSC7	Case FT203 + FNB4	£5.00
CSC10	Case FT209 + FNB3	£5.00
CSC17	Case FT727 + FNB	£5.00
CSC22	Case FT23 + FNB17	£3.00
CSC24	Case FT23 + FNB11	£5.00
CSC35	Case FT411 + FNB17	£7.00
CSC37	Case FT411 + FNB12, 14	£7.00
CSC43	Case FT470 + FNB17	£5.00
CSC44	Case FT470 + FNB10	£7.00
CSC45	Case FT470 + FNB12, 14	£5.00
CSC46	Case FT470 + FNB11	£5.00
CSC50	Case FT415 + FNB25	£7.00
CSC55	Case FT415 + FNB26	£7.00
FVC5	Case FT208/708	£7.00

ANTENNA BARGAINS

88F	2m 8/8 mobile whip	£13.50
12SE	12m mobile whip	£12.50
15SE	15m mobile whip	£12.50
17SE	17m mobile whip	£12.50
GP23	2m base colinear	£35.00
SQ144	2m Swiss Quad	£35.00
R5	Cushcraft	save £60 £239
R7	Cushcraft	save £70 £319

★ ANTENNAS £5.00 ★ STATION ACCESSORIES £5.00 ★ MODEMS £3.50 ★ TRANS/BASE/MOBILES £13.50 ★ HANDIES £9.50

★ (SMC HQ) Data Communications Hotline Tel: (01703) 254247 9.30am - 6pm for personal callers 9.00 - 6pm for telephone queries.

★ Iants SO5 3BY. Tel: (01703) 255111 Fax: (01703) 263507 Email: amateur@smc-comms.com

★ 00pm Saturday Reg Ward & Co: 1 Western Parade, West Street, Axminster, Devon EX13 5NY. Tel. (01297) 34918 9.00am - 5.15pm Tues-Sat

★ 3) 235 0606 9.30am - 5.00pm Monday-Friday 9.00am - 1.00pm Saturday

★ YAESU ★ STRUMECH VERSATOWER ★ LAFAYETTE ★ HY-MOUND ★ CUSHCRAFT ★ TAIWAN SERENE ★ HOKUSHIN ★ ICOM ★ JRC ★

THE INFORMATION REVOLUTION

The RD500 is a new kind of high specification receiver. It can hold station names and information on every signal it encounters, and takes station identification and scanning into a new era.

The RD500 can store an entire scanning directory with room to spare, it has 512K of RAM as standard or 2 megabytes which gives 57,000 20 character records. Type in a clue and the receiver finds the stations for you.

CW signals are spread into a panorama of sound, so that individual signals can easily be focused upon. It has a variable notch and peak filter, digital sound sampling, noise blanker, cassette control, aerial switching, S-meter (60 levels), tuning meter, AVC (to smooth out audio level variations), selectable AGC speed, and pass band tuning. All modes are supported including sync-AM and FM, and it is upgradable to stereo WBFM and video. It has a real time clock which can be set to any time zone by city name, and it has 4 programmable timers and a sleep timer.

The receiver's frequency agility is second to none, with step sizes from 5 Hz to 5MHz including 9KHz for broadcast bands, 99 bands, 26 VFO's and a number of scan modes and auto tuning.

It has a 45 key alphanumeric remote and supports PC keyboards and RS232, and comes complete with a Windows software package.

Download a database from your PC then switch it off and listen to the DX again!

Specification: 30KHz-40MHz, MDS <0.15µV, IP3>+10dB, Size: 205w x 65h x 193d, Weight: 600g
Price: £799 inc. postage



FAIRHAVEN ELECTRONICS Ltd. 47 Dale Road, Spondon, Derby DE21 7DG (01332) 670707

FAIRHAVEN
RADIO

AT LAST A CATALOGUE AS ADVANCED AS YOUR THINKING

The most powerful source of reference for technical products and you can get it for £5.00



Electromail has always provided an outstanding range backed by the highest levels of service. Over 70,000 products from electronic components, electrical equipment to mechanical parts and tools, each one quality selected and available over the phone for next working day delivery.

You could say that's a service hard to beat, but that's just what we've done.

The new Electromail CD-ROM catalogue makes a technological breakthrough by providing full information about our complete range, with colour photographs and technical illustrations. There are powerful search functions by product type and word number - it's the fastest and easiest way ever to select and order the product you need. There's a special new products review section to keep you informed of new range additions and it contains the full RS library of Data Sheets as an added bonus.

But the best news is you can get all that for just £5 - send for your copy, and get in the fast lane to finding the components you need.

ELECTROMAIL

ELECTROMAIL, P.O. Box 33, Corby, Northants, NN17 9EL.
Tel: 01536 204555 Fax: 01536 405555

Please send me ☐ copies of the **ELECTROMAIL** CD-ROM catalogue at £5.00 each inc. V.A.T. and P & P. Total value of order £

Name: _____

Address: _____

Postcode: _____

Tel: _____

Customer Ref. No.: _____

☐ Please debit my Visa/Mastercard/American Express (please delete)

Card No: _____

Signed: _____

Expiry Date: _____

CREDIT CARD ORDER HOTLINE : 01536 204555

☐ I enclose a cheque for £ _____ to cover all items ordered.

Ref: 234-4829/MTPW

EDITOR'S *Keylines*

Rob Mannion's viewpoint on the World of Amateur Radio



Waters & Stanton (stand) that Radiosport Ltd. have been able to

As I'm writing this edition of 'Keylines' in mid-March, the *PW & Short Wave Magazine* teams are just back from the Picketts Lock Show in London. And as usual the 'London Show' was extremely busy, very crowded and enjoyable...with one or two exceptions!

As the very successful London Show grows from strength-to-strength, it's good to see the increasing number of visitors from all over the UK and abroad. The Channel Tunnel seems to have made a difference there! And one day perhaps we'll even see Ponders End station (a short distance from Picketts Lock) open at the weekends to the benefit of travellers - specially those coming in from Stansted Airport.

Additionally, the **Radiocommunications Agency's (RA)** stand at the show was always busy. The RA's staff were accompanied by representatives from **Subscription Services Ltd. (SSL)** in Bristol who handle our licences. So, I've no doubt that they were kept busy answering questions...and they certainly seemed to be on the occasions I passed the stand.

For myself, the show was very busy indeed. The queue of readers waiting to talk to me, pass on their ideas, suggestions, etc., almost broke the 'Leicester Record'. At one point I had 28 readers waiting to talk to me, the 'record' (and I apologise to those readers who gave up waiting to talk to me and for keeping them waiting) stands at 32 for a Leicester show!

I appreciate that for many of you, the London show might be the only opportunity to meet the *PW* team and myself. Because of that I do my best to find time for all of you and unfortunately this means there's a queue sometimes. But please bear with me and don't give up because **I really do want to meet and talk with you.**

And in closing on this topic I must say a special 'thank you' to the two kind gentlemen who insisted on bringing me extra refreshments! One supplied two cups of fresh tea

and another a welcome cold drink. The gesture was much appreciated!

Conditions Improving

Over the years (We've been attending from the very first show) conditions have been improving at Picketts Lock. Toilets and wash room facilities - always a problem at major shows - are now excellent and very clean. And now the organisers have only got to solve the ventilation problems caused by large numbers of people attending and the very small number of people who continue to smoke within the building (despite the ban on smoking in the main halls).

I spoke at length to **Bernie Godfrey G4AOG** of **Radiosport Ltd.** (the organisers) on the thorny subject of people smoking in the main exhibition halls during the show. I did this not only because I found the smoky atmosphere uncomfortable on both days myself - particularly on the Saturday - because readers waiting to chat to me in my little 'Editor's Corner' were also finding the cigarette, pipe and (would you believe it...people smoking cigars in such conditions!) cigar smoke very objectionable. (Even two of my colleagues - both regular smokers - thought it unreasonable for people to smoke in the main halls).

So, on behalf of the many people who complained directly to me, and to my own discomfort, I asked Bernie Godfrey if the 'no smoking' rule (there are no smoking notices throughout the main halls) could be enforced. And fortunately, I'm pleased to say that I have the personal assurance of Bernie Godfrey that the 'no smoking' rule will be enforced in 1998...mainly because of another rather unfortunate incident.

It's an 'ill wind that blows nobody any good' and it's because of the second major overnight theft at the London Show (several thousands £s worth) from the

persuade the Picketts Lock management to allow a private security firm to operate during the period of the show.

Bernie Godfrey states that up until the latest overnight theft from the Picketts Lock centre during the show, they could not get an agreement regarding the provision of a security company. This is all now overcome and from the next Radiosport Ltd. event at Picketts Lock...security will be ensured overnight and during the day by a private security service.

So, it's good to know that in future Radiosport Ltd. along with checking to see that we've all paid to get into the show, will also be taking extra care to look after our well-being once we are within the Picketts Lock Centre. I'm sure their kind attention will be appreciated by the majority and the extra care shown to their 'customers' will lead to this very popular event becoming even more popular in years to come.

Club Spotlight Magazine Competition 1997

Have you sent in your club's entry for the *Practical Wireless* Club Spotlight Magazine Competition yet? Sponsored jointly by *PW* and **Kenwood UK**, the 'Club Spotlight' cup was presented for the first time in 1996 and was won by the **Hoddesdon Club** in Hertfordshire.

Dave Wilkins G5HY of **Kenwood UK** presented the beautiful trophy to the Hoddesdon team at the Leicester show. This year we're hoping that many more clubs will be entering...so why not send your club magazine in for consideration?

You don't have to be a local club to enter. There are many specialist 'national' clubs throughout the UK and these include the **RAIBC**, **BARTG**, **WAB**, **BATC** to name just

a few. The 'Club Spotlight' trophy has been introduced to reflect on the importance of the club magazine. If you enter...there's a chance some of that reflection will be from your proud club! (Please contact **Zoë Crabb** for further details or see 'Club Spotlight' for information). **The closing date is Friday 25 July 1997.**

Get Well Soon

I've recently written a personal 'Get well soon' greeting to one of the longest 'serving' contributors to *PW*'s h.f. bands column - **Don MacLean G3NOF**. Unfortunately, Don has been unwell since well before Christmas 1996.

Along with contributing his usual report on his h.f. activity, Don also provides a generalised propagation summary. Everyone on *PW* misses his input and support very much. So we hope you recover quickly Don and we look forward to hearing from you on the bands. Get better soon!

Leicester Show 1997

I've no doubt that many readers, along with myself, will be very pleased to hear that the Leicester Show 1997 dates have been fixed for **Friday 17 and Saturday 18th October**. **Frank Elliot G4PDZ** from the organising committee brought the news to everyone attending the London Show.

Frank informed me that the 1997 Leicester event will be certainly be the last at the Granby Halls venue. Long past their own 'sell by' date the Halls are to be demolished very soon after the Leicester Show.

And although I always enjoy the Leicester Show (I've only missed two since they started) I'm sure that with a new venue in the vicinity, the Leicester show will - like the south's London Show - will get even better. We look forward to seeing you there for our last meeting at the Granby Halls venue in October.

*Rob Mannion
G3XFD*

The Star Letter will receive a voucher worth £10 to spend on items from our Book or other services offered by Practical Wireless. All other letters will receive a £5 voucher.

RECEIVING You

PW's Postbag. If your letter is published you'll win a prize.

Letters Received Via The 'Internet'

Many letters intended for 'Receiving You' now arrive via the 'Internet'. And although there's no problem in general with E-Mail, many correspondents are forgetting to provide their postal address. I have to remind readers that although we will not publish a full postal address (unless we are asked to do so), we require it if the letter is to be considered. So, please don't forget to include your full postal address and callsign along with your E-Mail hieroglyphics! Editor

Plea For Help (Another Rescuer!)

Dear Sir

In reply to Richard Pigg G4MHW's plea for help (PW - February '97 issue) with regard to Morse code, for what it is worth, here follows my 'words of wisdom'.

Before I impart these though, I must confess that when I first contemplated jumping in on the dubious landscape of h.f. communications I too was amazed at how some people could copy c.w. at 25w.p.m. plus! But not only that, how long did it take to achieve such an amazing ability?

What is even more amazing is that I subsequently found out later that many of these c.w. speed freaks (allowing for the odd person who appeared to have been given the gift of a natural talent for the receiving and sending of Morse code) had trodden the route that I was about to embark on - progressive learning techniques.

Yes, you probably know what I mean, start out at 5w.p.m. and work your way up the ladder until you reach 12w.p.m., then say a prayer and take the Morse test. I was lucky, I passed first time. Unfortunately, many people don't.

However, although I said I was lucky, this statement is slightly untrue. Because in the 'nick' of time I discovered completely by accident a sure-fire way to almost guarantee the ability to copy c.w. at whatever speed one desires. Yes, even 30w.p.m. And what's more, if I can do it anyone can because at the time I hated c.w., but as a consequence of my serendipitous discovery,

I've mellowed in my feelings towards it.

So, Richard, here is the good news. First forget the notion that 'some lucky people can, within a year of taking a 12w.p.m. test, rattle away at 25w.p.m. or more'. Because if it had taken them a year of struggle to reach 12w.p.m., they're certainly NOT lucky. Far from it. Indeed, if you're determined to clear your mind of all the misconceptions put about by so-called c.w. gurus, you will be copying at any speed you wish within a month!

I must say though, before I reveal the sure-fire method, that I was totally 'gobsmacked' to read that Richard had performed years of practice to reach 20w.p.m.! He must be dedicated to the point of self-inflicted masochism. I salute him for his dogged enthusiasm.

What he, and many others have given into and what keeps them from achieving high c.w. speeds is the inculcated learning methods (inculcate: to instill by frequent admonition or repetition) they willingly embraced when first introduced to practice the 'art' of c.w. It surreptitiously poisons their progress. Throw away most of the books as nearly all of them teach the progressive learning technique in one way or the other. Here is the revelation: start listening at the speed you want to become proficient at. Simple, eh?

Forget the 10w.p.m. 'plateau'. It's self-inflicted. At first, forget about writing it down, just listen! I know you're going to hate this, I was copying 25w.p.m. in a week using this system. So can you!

Put it this way, so far as writing it down is concerned,

when we're engaged in a conversation, do we write down what the other person says? Of course not. Yeah, it's all in the head. Writing it all down will impede your progress - terminally. If you have access to a Morse tutor, turn up the wick to 25w.p.m. and concentrate - you can do it!

Ray J. Howes G4OWY
Dorset

Particulars Withheld

Dear Sir

Those emotive words 'Particulars Withheld', found often in the *RSGB Amateur Radio Callbook*, are a bone of contention regularly discussed both at my local radio club and on the airwaves. Generally speaking, details withheld, seems to irritate the average, (dare I say modern?) radio amateur.

But I was licensed back in 1987, and it was the 'in thing' then, believe me. It was the fashion of the day back then. So I opted to be one of those 'Particulars Withheld' jobbies, and, boy, am I sorry now!

Indeed, so keen was I to correct my mis-demeanour, I wrote to SSL and the RSGB, over six months ago, requesting the release of my details and WAB square, etc. Because if an Amateur somewhere wants my information, I think they should have it.

Guess what? Not a thing have I heard from either of those auspicious organisations! Indeed, the new callbook still lists me as 'details withheld'. What a waste!

I will try again when I send off my renewal chaps, perhaps in a year or two they may get it sorted out, and then, I may just possibly end up in the *International Callbook* where not even my

callsign is listed!

Meanwhile, I plead with you *PW*, please release my details for me. I know this magazine gets read world-wide and people may realise I am not a pirate, spy, mysterious type or 'odd ball', but just one more Amateur who is details withheld - against my will!

73 de Brian Smith
G0IER (Packet @ GB7SDN), 48 Colchester Road, Swindon, Wiltshire SN5 8AG. Locator: IO91CN. WAB Square: SU-18. ISWL Member: G-1607.

Editor's comment: It looks as though you missed the 'deadline' for inclusion in the last callbook Brian, don't forget callbook editors (like *PW*) have very tight schedules. Better luck next time and whatever you do...don't move house!

This Month's Star Letter

Amateur Radio Not Cheap

Dear Sir

On reading Matthew Lawrance's letter in 'Receiving You' (*PW* March 1997), I find myself in agreement with the points he makes. Amateur radio is not a cheap hobby, and seems more expensive for those on a modest budget or youngsters setting up for the first time.

Home construction can go a long way to help reduce equipment costs, but unless there is a local 'Elmer' nearby, those interested in home construction can easily be put off with jargon and construction technique. While I will admit that in the past there have been a number of very good articles in *PW* dealing with the basics of home construction, there appears to be a gap between simple and more advanced projects.

As a *PW* reader of long standing, it may well be in the interests of new readers to obtain back copies of some of the excellent projects that have been published in the past. Or for the Editorial Team to trawl back issues for suitable items and re-publish them.

Colin Topping GM6HGW
Fife

Editor's comment: The *PW* team strive to keep a 'balance' in project complexity and the wishes of readers (expressed via surveys) Colin. However, I hope to introduce suitable simple projects in my new 'Radio - Discover The Basics' series.

Non Linear Scales

Dear Sir

I read with amazement the article 'Non Linear Scales' in the March 1997 issue of *PW*. I have successfully rescaled several meters without resort to a computer or trigonometry or the skills of a top draughtsman.

A few years ago I made a QRP 50Ω dummy load and power meter, requiring the voltage developed across the load to be rectified to move a d.c. meter. Simple calculation converted sixteen power levels between 50mW and 7W to d.c. volts.

The meter (1.5in square) was opened up and the scale removed and a piece of blank paper stuck on. The needle length was measured with a ruler and an arc was drawn on a slightly larger radius.

The blank scale was then replaced. As the calculated voltages were applied, a pencil dot was made at the end of the pointer, these later to be marked and labelled in black ink. For more details, one is referred to pages 50/51 of the *G-QRP Club Circuit Handbook*: 'RF Wattmeter' by Ade Weiss K8EEG.

Final comment: KISS!
Walter Farrar G3ESP
W. Yorkshire

Dear Sir

With reference to the *PW* Article 'Non Linear Scales' (March 1997).

After reading Andy Gayne G7PKF's article about producing non-linear scales using computer and laser printer I had an idea. I thought about the process and the maths involved and came up with the idea that the built-in printer command language (PCL) in many printers is capable of drawing the lines and curves required to create the scale.

I have written a basic program to draw a meter scale (log or linear) similar to G7PKF's, using a laser printer that supports PCL5 or above as their command language (PCL, developed by Hewlett Packard, is an industry standard for most laser printers). All that is required is that the values are substituted to suit the meter

to be 'scaled' and the program is run. This was written using Microsoft QuickBasic but will undoubtedly work for other flavours of Basic also.

Should anyone want a copy, please E-mail me at 100442.1637@compuserve.com and I will send the listing by return.

Nick Ray G7UFG
(Address Supplied)

Editor's reply: Thank you Nick. Judging by the correspondence we've received on the article your E-mail 'postman' will be busy!

Morse Surplus?

Dear Sir

Having followed the argument for and against the abolition of the Morse code in the RAE, I was appalled to hear on the television that it is proposed to do away with the Morse code altogether. It is argued that modern technology makes the Morse code surplus to requirements.

As Shakespeare once said 'Parting is such sweet sorrow'. During the Second World War I spent many a weary hour learning the Morse code in preparation to becoming a Wireless Operator. The monotony of hours and dashes and dots surging through my head only to be relieved by the realisation one day that I was able to write page after page without consciously listening. I had arrived. I was finally there!

Despite my success, I must admit I never touched another Morse key after 'demob'. The 'sweet sorrow' part is probably the nostalgia bought back whenever I listen to Morse. I find myself thinking 'He's a good operator' or 'He needs a bit more practice'. And the memories are brought back, of incidents and people I knew, now far distant.

My humble opinion is, for what its worth, that to do away with the Morse code would be reckless indeed. I have a feeling that those who are against the Morse code being included in the RAE

are those who find it difficult to cope with. It's not easy, that is a certainty.

Quite a few of us during the war blanked out at periods between twelve words a minute and sixteen and were relegated to the next class below, but I can't recall anyone failing completely. The Morse code is a very useful thing to have under your belt and though a little rusty, I can still understand the majority of what I listen to. I dread to think what my sending would be like after all these years.

So, I say keep it! You never know what dire emergency might occur when it will come in handy. With the Morse code you can send messages on so many different things, lights and audible means.

These modern satellites are taking away all the joy and excitement of amateur radio. Fighting through the atmospherics and interfering neighbouring stations were all part and parcel of what amateur radio was about plus the thrill of picking up your first signal, no matter how faint, on a radio you had built yourself. No matter what money I had I think I would still go on building my own.

I see no fun in walking into a shop and buying a modern, over the odds, 'super-doooper radio' that not only selects the stations for you, but probably cooks your dinner and turns down our bed sheets at night! There's nothing more exciting than handling the components, inserting them into a p.c.b. or an 'ugly' style circuit and soldering them in place, hooking up a battery and switching on.

There are so many people today who have no idea what 'Amateur Radio' really means. I operate a simple home-brew t.r.f. and am quite happy with its performance.

John Noble
Kent

Send your letters to the PW Offices, marking it clearly for 'Receiving You'

RAE On Demand - City & Guilds Reply

Dear Sir

In reply to Paul Collins' letter and your comments with regard to the Radio Amateurs Examination 'On Demand' in the February 1997 edition of *Practical Wireless* I would like to clarify for readers the current situation and future changes surrounding the RAE administered by City & Guilds.

The City & Guilds RAE is an internationally recognised licensing examination, which has been used as a model by many countries all over the world. Its high standards and quality are respected world-wide.

City & Guilds ensures an effective quality control over the RAE, which is available twice every year by means of an Examining Committee which includes representation from the Radio Society of Great Britain. It is important to note that all questions are written by active Radio Amateurs and that all examination papers and results are closely scrutinised and monitored by the committee, which entirely consists of Radio Amateurs.

A City & Guilds RAE 'On Demand' would not be able to receive the necessary time and attention resulting in a marked lowering of standards and overall credibility. It would also raise costs.

City & Guilds is however conscious of criticism in terms of RAE availability, cost and speed of releasing results. In response, the RAE is available every May and December at a wider number of centres (over 400) throughout the UK and results for their examinations are now more speedily released for candidates by the end of June and January respectively.

A revised RAE consisting of a single

multiple choice paper of 80 questions will be introduced in May 1998. This will not only facilitate access and bring down costs from £38.80 to approx £25 for candidates, but will also reflect an increasingly realistic and modernistic approach whilst maintaining present high standards. The decision to introduce the revised examination has been agreed by the Radio Communications Agency, Dept. of Trade & Industry, in consultation with the Radio Society of Great Britain (RSGB) and City & Guilds.

Roger Bone
Administrator RAE & NRAE
City & Guilds of London Institute
1 Giltspur Street,
London EC1A 9DD.

Editor's comment: The letter from Roger Bone arrived too late for inclusion in the April issue of *PW* (this fact was mentioned in the 'Editor's comment' at the end of the original letter from Chris Edmonson VK3CE who was also replying to Paul Collins).

Reader's letters intended for publication in 'Receiving You' must be original and not be duplicated. Letters are accepted on the understanding that they have only been submitted to *Practical Wireless*. Please ensure that your letter is clearly marked 'for publication in Receiving You' and that it has not been submitted to other magazines. We reserve the right to edit or shorten any letter. The views expressed in letters are not necessarily those of *Practical Wireless*.



Zoë says:
"keep the News and
those Club
magazines coming!"

CLUB Spotlight

Compiled by Zoë Crabb

Club Name Change

The GPT Amateur Radio Club based in Beeston, Nottingham, has now changed its name to the **Siemens Amateur Radio Club**. The change of name has come about as a result of the formation of a new joint venture company between GEC of England and Siemens of Germany.

The new company will be a world class force in business communications systems for both the UK and in certain international markets. The change in name will not affect the radio club's programme of events and new members are always welcome.

The club will continue to meet on Thursday nights at 7.30pm and Sunday mornings at 10am. The first event under the new name was the inter-club quiz night in the Siemens Social Club back on the 5th February with teams from the Amateur Radio Club of Nottingham (ARCON), Lace Web, Loughborough and Siemens Radio Clubs competing. The winning team was ARCON.

New members are always welcome to join the club and further information can be obtained from the club secretary **Chris G4VFK** on 0115-922 6321 or E-mail on 100346.207@compuserve.com

Keighley's New Secretary

As of Thursday 30 January 1997, the new Secretary of the **Keighley Amateur Radio Society (KARS)** is **Jack Birse, G4ZVD**, 178 Long Lee Lane, Keighley, West Yorkshire BD21 4TT, E-mail: tanar@legend.co.uk The previous Secretary, **Kath**

Special Events

It's getting to that time of year again when many clubs are getting ready to commemorate the centenary of Marconi's first ever transmission across water. Read on and find out what's happening where and when!

'Club Spotlight' has recently heard from **Glyn Jones GW0ANA** who has sent information in of two special event stations that the **Barry Amateur Radio Society** will be putting on in May 1997. The Society will be running the first GB100 Marconi stations to commemorate the centenary of Marconi's first ever transmission across water on 13 May 1997.

The two stations being set-up are **GB100LP** at Lavernock Point, South Glamorgan. This station will be active on all bands from May 10 until May 17, 24hrs a day.

The Barry Amateur Radio Club welcome all amateurs to attend the site and take part in the operation and be part of radio history. On May 13, members of the club will be in period costume to re-enact Marconi's successful transmission across water.

From May 12 until the 16th, **GB100FI** from Flatholm Island will be operating again on all bands, s.s.b., c.w. and the data bands RTTY, AMTOR, PACTOR and to include SSTV. There will be 20 operators on Flatholm Island, which includes four from Germany and hopefully a member returning from VK ex **GW4BCB**, now **CK4BCB**.

The very special double event is the first to have two GB100 calls and it commemorates the first IOTA, this

being Flatholm Island (EU124), the first DXpedition as Marconi was an Italian and he came to Wales for this experimentation. The QSL route for both stations is via **GW0ANA**, Chairman, **Barry Amateur Radio Society**, QTHR, Tel: (01446) 774522.

PS: A reminder to all amateurs, if you want to call in at Lavernock point to operate, call Station Manager **Jim GW3PYX** on (01222) 708403 to arrange operating times.

The **Weston-Super-Mare Radio Society** meet twice a month, usually on the first and third Monday at the **Woodspring Inn, High Street, Worle, Weston-Super-Mare**. The first meeting in the month includes a talk or other activity and the second is normally a 'Workshop' discussion evening.

A course for the RAE is run in association with the Society. Assistance can be also be given with learning the Morse Code.

On May 17/18th, the Society are celebrating the centenary of Marconi's wireless communications across the Bristol Channel by operating a special event station **GB100BD** on Brean Down, near Weston-Super-Mare. A station is also being set-up between the 12 and 25th of May at 'The Time Machine', Weston's museum, which will be using the club calls **G4WSM** and **G8WSM**.

The issue of special certificates is being co-ordinated with the Barry Society, see above. For further details, contact **Graham Pinder G8WAR** on (01934) 415700.

Conlon G0RLO held the position for 11 years, but due to work commitments had to give up.

Kath did a tremendous job whilst holding the Secretary's position and will be missed, though the club did manage to get her to accept a committee position!

New Officers For Spalding

At **Spalding & District Amateur Radio Society's** recent AGM, the following new officers were elected. Chairman: **Mick Pell GIAPV**, (01775) 840521, Secretary: **John Flowers G0JLF**, (01775) 840445 (evenings and weekends only) and Treasurer: **Dennis Houlth G400**,

(01775) 750383.

The club meets every Friday at 7.30pm for a natter/activity night at its clubroom, which is at **The Old Firestation, Double Street, Spalding**. Refurbishment of the club facilities is currently taking place to improve antenna systems, equipment and workshop facilities available to club members.

Speakers, meetings and special events are planned for every third Friday of the month. New members and visitors are always welcome. Membership costs £7.50 per year.

The club will be holding Novice and RAE classes later in the year. Please contact one of the committee listed above for further information.

Torbay's 50th Anniversary

The year 1997 is the 50th anniversary of the **Torbay Amateur Radio Society**, which was founded back on the 22 February 1947 at the local YMCA in Torquay. Holding monthly meetings, with a membership of about 25, in 1965, a more permanent HQ was found.

The new HQ, (just a radio shack), was made and **G3NJA** became the society's callsign. Then, in 1985, the society moved to Newton Abbot. This is the society's present location, and the club is located at the English China Clay Social Club.

Both **G3NJA** and **G8NJA** are active from HQ on a Friday 'Club Nite'.

However, membership now stands at 223 members, quite a difference from 50 years ago!

Part of Torbay's celebrations is an award scheme, where anyone submitting a list of TARS Member Stations Worked/Heard between 1 January and 31 December 1997 with any TARS Member, Society stations or the Special Anniversary Station **GB50TR**, which will be active throughout the year from various



members' QTHs.

To celebrate Torbay's 50th Anniversary, a certificate is offered to anyone who obtains a minimum of 50 or more points. Points for the award are: 25 points for working GB50TR, 10 points each G3NJA, G8NJA and 2 points per TARS Member.

The award is open to all licensed or s.w.l. operators. All you have to do is send a list of stations worked/heard showing Date, Time, Band, Mode and Callsign for your claim (no QSLs needed).

Endorsements for a single band or mixed award, etc., will so be credited if stated on the claim. Please include £3/\$7 or 7 IRCs for cost and postage of the award, cheques should be made payable to TARS. Send all claims to: **TARS Awards Manager, Mr D. Webber G3LHJ, 43 Lime Tree Walk, Newton Abbot, Devon TQ12 4LF.**

Postponed Sponsorship

The Cardonald College is being extensively refurbished during 1997. And as the majority of the noisy constructional work is scheduled for weekends, it will not be available for the Scottish Amateur Radio Convention, which the **West of Scotland Amateur Radio Society (WOSARS)** had planned to sponsor in September.

The committee of the WOSARS has now decided that no other venue in Glasgow would be affordable, available or as well suited to the type of event they wish to sponsor. So they have had to postpone sponsorship until 1998, when they hope to return to Cardonald College for a repetition of the successful Convention, which was held back in September 1996.

Mexbrough & DARS

Meetings are held at **Harrop Hall, Dolcliffe Road, Mexbrough** every Friday at 7.30pm for members of the **Mexbrough & District Amateur Radio Society**. Visitors are always welcome.

The Mexbrough club has around 250 members and is very active in all aspects of the hobby. Members can either sit in or join any of the courses of instruction currently in progress. It is possible to join as a s.w.l. and to progress within the club beyond examination standard and by joining the current construction project, students can even obtain equipment at reasonable cost.

The RAE class is well supported with 22 students and the club also run the examination which is open to external candidates. About ten students sat the December exam. Novice and Morse classes are also well supported, there is a Morse Net on 144MHz. As well as the usual field days NFD/JOTA, the club also do school visits.

More information from **Roy Oxley** on (01977) 645691.

Pontefract & DARS

Members of the **Pontefract & District Amateur Radio Society** meet every Thursday at the **Carlton Community Centre, Carlton Road, Pontefract** at 7.30pm, when members meet to discuss and work on their current construction projects. The club rooms are open to members at any time so that they may use any of the club's facilities.

Novice and Morse tuition is held and the society join the usual annual events such as JOTA/Thinking day on the air, etc. Each year, the society hold an Annual Component Fair, which this year is at a new venue with better disabled parking and lots of space to spread out for seating, food, licensed bar and, last but not least, the traders!

The new venue is at **Carlton High School, Carlton Road, Pontefract**, which was the overflow car parking area for the old venue. The Components Fair will be held on Sunday 23 March 1997. More details from **Roy Oxley G0FYM** on (01977) 645691.

Yeovil's 13th QRP Convention Funrun

In May of each year, the **Yeovil Amateur Radio Club** hold a QRP Convention. Prior to the Convention, the club hold a small contest known as 'CW QRP Funrun' in which QRP operators take part.

The event runs for four evenings after the May Bank Holiday on 3.5 and 7MHz. However, it is not meant to be a serious contest, just a bit of fun before the QRP Convention on Sunday 18 May 1997, hence it's name!

Funrun Bonus Stations

GB2LOW from G3ICO in Yeovil on 3.558 and 7.028MHz \pm 2kHz
GW3JSV near Welshpool, Powys on 3.563 and 7.023kHz \pm 2kHz
GD0LQE in Laxey, Isle of Man on 3.553 and 7.033kHz \pm 2kHz

RULES

When:

Tuesday 6 May to Friday 9 May 1997
8pm to 10pm UK clock time each evening

Frequencies:

3.560 and 7.030MHz both \pm 10kHz

Contacts:

Contacts must be between QRP stations, maximum 5W output

All stations may be worked **once each evening on each band**
Funrun Bonus Stations will be operating each evening randomly for one hour on each band

Call:

'CQ FR'

Scoring:

Each QSO with another QRP station scores 10 points
Each QSO with any Funrun Bonus Station (inc. GB2LOW) scores 25 points

All duplicates must be marked and no points claimed. Points will be deducted for unmarked duplicates at twice that particular QSO score

Exchange:

RST, Serial Number (see below), Output, Power and Name

Serial Number:

The three figure serial number must start at any random number of your choice, not less than 100 and **must** then be incremented by one for each QSO throughout the **whole** of the contest. However, the Funrun Bonus Stations listed above will all commence at 001

Entry Sheets:

Separate log sheets for each band, with sub-totals for each evening, preferably in the RSGB format. A separate signed RSGB style cover sheet stating the Rig, Power Output and Aerial. Entries should be sent to **Eric H. Godfrey G3GC, Dorset Reach, 60 Chilton Grove, Yeovil, Somerset BA21 4AW** to arrive **no later than Thursday 15 May 1997**

Awards:

Certificates will be awarded for the highest score for **any three evenings out of the four on each band** and also for the highest total overall score for **any three evenings on both bands**. These evenings do not necessarily have to be the same on 3.5MHz as 7MHz.
A certificate will also be awarded to the station consistently using the lowest power.
All four certificates will be presented at the Convention on 18 May 1997 immediately after the lunch break

SW Listeners:

Listener reports will be appreciated and a certificate will be awarded to the listener who submits the most comprehensive report.

Apart from the club's GB2LOW Funrun Bonus Station, this year like last year the other Funrun Bonus Stations have been selected from amongst last year's entrants. This provides not only variety, but also allows a geographical spread of their locations.

This year, to try to sustain interest over the whole period of the contest, **all** stations may work **all** other stations again **every** evening. Further information from G3GC on (01935) 475533.

Don't forget to send in two of your most recent club magazines to me, to be entered into the Spotlight Club Magazine Competition. Closing date is 25 July 1997, so you'd better get a move on!

Zoe



AKD

UNIT 5
PARSONS GREEN ESTATE
BOULTON ROAD
STEVENAGE, HERTS SG1 4QG

Tel no: 01438 351710
Fax no: 01438 357591



NOW AVAILABLE: AKD 2001 TRANSCEIVER WITH 12.5kHz SPACING

£193.74

incl VAT
(Add £6 P&P)



- ★ 144.500-145.975
- ★ PTT tone burst
- ★ Listen on input facility
- ★ 12.5kHz spacing

2001 MODIFICATION

AKD are now offering to modify existing AKD 2001 transceivers from 25kHz spacing to the new 12.5kHz.

THE MODIFICATION INCLUDES:

- ★ New crystal
- ★ New PROM
- ★ LED mounted in front panel to signal IF in 12.5kHz or 25kHz spacing
- ★ Narrower filter

Check your serial number with us to see if your 2001 transceiver can be modified

£48 incl

HF3 & HF3M RECEIVERS

HF3 £195.95 incl
(add £6 P&P)

- ★ Fully synthesised employing a phase lock loop VCO to ensure stable & accurate signal reception
- ★ Frequency range 30kHz-30MHz
- ★ CE approved
- ★ 1kHz steps with clarifier
- ★ Audio output 2 watts
- ★ Headphone socket
- ★ PSU & wire aerial



★★★
PHONE FOR DETAILS OF
HF3E AVAILABLE JUNE 1997
★★★

HF3M £209.95 incl
(add £6 P&P)

SPECIFICATION AS HF3

Also includes:

- ★ Built-in weatherfax interface
- ★ New fax disc and software
- ★ Interconnection cable to PC (9 pin serial)

PHONE FOR
FREE COLOUR
CATALOGUE



AKD

Web site: <http://www.kbnet.co.uk/akd>
E-mail: akd@kbnet.co.uk



C.M.HOWES COMMUNICATIONS

Mail Order to: **Eydon, Daventry, Northants. NN11 3PT**
☎ 01327 260178



A Great QRP Station: £99.⁹⁰!



TX2000 Transmitter Kit

5W CW RF output (adjustable) on 160 to 20M bands, about 1W on 10M. Operates on a single band at a time with plug-in band filters. 13.8V DC.

TX2000 Kit: £24.90 (with one band filter). Optional band filter kits: £6.90 each. HA23R hardware pack (pictured top left): £16.90.

DC2000 Receiver Kit

Great for the beginner as well as the experienced QRP'er. 1.2W AF. DC2000 Kit: £22.90 (with one band module). Optional band module kits: £7.90 each. HA22R hardware (pictured left): £18.90.

LM2000 Linking Module

Fits in receiver to link to transmitter. Side-tone, muting, IRT, CW filter. Kit: £16.30. Total for all standard items above: £99.90 – that's QRP!



Multiband SSB Receiver

DXR20. Covers SSB and CW on 20, 40 & 80M bands as standard. You can add any other SW band with optional plug-in band modules (same type as DC2000). Versatile and popular with great performance!

DXR20 Kit: £39.90. DCS2 "S meter" Kit: £10.90. HA20R hardware pack: £28.90

Enjoy your radio more with great projects from HOWES!

ACCESSORY KITS – NEW! Counters now with green displays!

AP3 Automatic Speech Processor	£16.80	DFD4 Add-on Digital Readout for superhets	£49.90
ASL5 SSB and CW AF external filter	£15.90	DFD5 Digital Frequency Counter/Readout	£54.90
CM2 Quality Electret Mic with VOGAD	£13.50	SPA4 Scanner Preamp. 4 to 1300MHz	£15.90
CSL4 Internal SSB & CW Filter for our RXs	£10.50	ST2 Morse Side-tone/Practice Oscillator	£9.80
DCS2 "S Meter" for direct conversion RXs	£10.90	SWB30 SWR/Power Indicator, 30W 1-200MHz	£13.90
CBA2 Counter Buffer (fit to Rx to feed DFD5)	£5.90	XM1 Crystal Calibrator, 8 intervals + ident	£16.90

(Please enquire about hardware packs to suit the above kits – there is not enough space to list them here)

The famous HOWES Active Antenna Kits

AA2. Covers 150kHz to 30MHz. The neat compact answer for those with limited space.
Kit: £8.90 Assembled PCB module: £14.90

AA4. Covers 25 to 1300MHz. Broad-band performance in a neat, compact package.
Kit: £19.90 Assembled PCB modules: £28.90

AB118. Optimised for long distance reception on 118 to 137MHz air-band.
Kit: £18.80 Assembled PCB modules: £27.90

MB156. 156 to 162MHz marine band active antenna system (the brother of AB118!)
Kit: £18.50 Assembled PCB modules: £27.60



Top Value Receiving ATUs (30 & 150W TX models also available)

CTU8. Covers 500kHz to 30MHz. Matches antenna impedance and helps reduce spurious signals and interference with extra front-end filtering for the receiver. SO239 sockets.

Factory Built: £49.90. Kit (including case and all hardware): £29.90.

CTU9. As CTU8 plus balun, bypass switch and terminal posts. The fully featured Rx ATU!
Factory Built: £69.90. CTU9 Kit (including case and all hardware): £39.90.

Please add £4.00 P&P, or £1.50 P&P for electronics kits without hardware.

HOWES KITS contain good quality printed circuit boards with screen printed parts locations, full, clear instructions and all board mounted components. Sales, constructional and technical advice are available by phone during office hours. Please send an SAE for our free catalogue and specific product data sheets. Delivery is normally within seven days.

73 from Dave G4KQH, Technical Manager.

SPECIAL OFFER SPECIAL OFFER SPECIAL OFFER SPECIAL OFFER

SPECIAL OFFER!

Pick-Up **A DIRECT CONVERSION RECEIVER** For Under **£50!**

*This month we've teamed up with Howes Communications to bring you a **VERY** special offer on the **Howes DC2000** s.s.b./c.w. receiver kit.*

The DC2000 is a direct conversion receiver kit, which, when built gives you an Amateur radio receiver covering all the short wave bands by using plug-in modules. **Dave Howes G4KQH** describes the DC2000 as a great little receiver ideal for both the first time builder and for those wanting a receiver for portable or holiday use. It can also be interlinked with many of the other kits in the Howes range and can be expanded into a complete transceiver by using the LM2000 and TX2000 kits.


Normally the DC2000 receiver kit would be supplied with just one

band module (normally 3.5MHz) at a cost of £22.90, the hardware pack at £18.90 and

extra band modules at £7.90 each however, with our offer you get **two** modules (of your choice!), the kit **and** hardware all for the special price of **£45.80!** including P&P (UK only, overseas readers please apply for postage


DC2000 SPECIFICATIONS

Frequency Coverage	1.8 - 30MHz (determined by band module in use).
Modes	s.s.b./c.w.
Sensitivity	-118dBm (0.3µV) for 10dB S/N
Audio Output	1.2W in to 8Ω
Power	10 - 15V d.c. at 200mA 22mA quiescent
Tools Needed	Small 25W electric soldering iron; Resin cored solder; Small side cutters; Wire strippers; Long nosed pliers; Trimming tool for oscillator coils.



rates). That means you are in effect saving £7.90 and getting the second module completely **free!**

To take advantage of this **great offer** just fill in the form provided or call the **Credit Card Hotline on (01202) 659930**. Don't forget when ordering to state which band modules you would like.



- ☐ Please send me **DC2000 kit(s)** at the special offer price of **£45.80** including P&P (UK only).

I would like my DC2000 kit to be supplied with the following two modules (please tick as appropriate):

- | | |
|--|---------------------------------------|
| <input type="checkbox"/> 160m (1.8MHz) | <input type="checkbox"/> 80m (3.5MHz) |
| <input type="checkbox"/> 40m (7MHz) | <input type="checkbox"/> 30m (10MHz) |
| <input type="checkbox"/> 20m (14MHz) | <input type="checkbox"/> 15m (21MHz) |
| <input type="checkbox"/> 10m (28MHz) | |

Name: Address:

..... Postcode:

Tel:

☐ I enclose a Cheque/Postal Order (Payable to PW Publishing) for £

☐ Please charge my Access/Visa card the sum of £

Card No:

Valid from : to:

Signature:

OFFER OPEN UNTIL FRIDAY 30 MAY 1997.

A review of the DC2000 kit was published in the February 1997 issue of our sister publication **Short Wave Magazine**, copies are available from the **PW Book Store** for **£2.60** (please order separately using the form on page 82 of this issue).

NEWS 1997

Compiled by Donna Vincent G7TJB

PLEASE
SEND YOUR
NEWS TO
DONNA
VINCENT
G7TJB
AT THE
EDITORIAL
ADDRESS

Equipment Recovered

Worcester police have recently recovered a Kenwood amateur radio hand-held transceiver which they believe to have been stolen. Anyone claiming the transceiver should contact **DC Griffiths** at Worcester Police Station on **(01905) 723888 Ext. 4938** stating the model and serial number of the transceiver so that arrangements can be made to return the radio.

Rugged Radio

New from **Kenwood** and available in the early Spring is the **TH-235E** v.h.f. f.m. hand-held transceiver which is specifically aimed at the 'rugged' end of the market.

The press release from Kenwood states that the TH-235E is aimed at

appealing to the Radio Amateur "Looking for a tough v.h.f. radio". Main features of the TH-235E for the Amateur Radio market include: 60 non-volatile memory channels.

The transceiver comes fitted with a built-in CTCSS encoder. The TH-235E is also fitted with Dual-tone squelch system (DTSS).

Set-up for Amateur Radio use (p.m.r. use is also possible) the transceiver covers 144-146MHz and requires a power supply in the range of 7.5 to 16V. Maximum power output is 5W at 13.88V. Weighing in at 365g approximately the new hand-held costs **£199.95** from approved Kenwood Dealers.

Further information on the TH-235E can be obtained from **Kenwood (UK) Ltd., Kenwood House, Dwight Road, Watford, Hertfordshire WD1 8EB. Tel: (01923) 816444, FAX: (01923) 212477.**

Picketts Loss

Waters & Stanton Electronics were the unfortunate victims of a burglary which took place on Saturday 9 March at the Picketts Lock Amateur Radio Show. Goods worth £7000 were stolen and included a **Yaesu FT-1000MP** transceiver, **20 Yupiteru** scanners

(including seven **MVT-7100s**), various Morse keys and some second-hand goods.

Unfortunately not all of the serial numbers of the stolen goods are known, however those that are include: Yupiteru MVT-8000s Nos: **60600016** and **60600020**; MVT-7100s Nos: **60700322, 323, 324, 326, 327, 328** and **329**. Other traders at the show also suffered losses and the Police are still investigating to try and recover the goods.

If you know of or have any information that may assist with Police enquiries please contact **Waters & Stanton** on **(01702) 206835** or your local Police station.

Alinco Addition

The **Alinco DX-701** is an h.f. s.s.b. transceiver which has very recently been introduced to the commercial h.f. market. The DX-701 offers 100W output, is an all-band radio with general coverage receive and therefore suitable for both home or mobile use.

Features of the DX-701 include 100 memories, microphone speech compressor, detachable front panel, noise blanker and RX pre-amp and attenuator. There is also the facility for having c.w. operation as an optional extra.



For further details on the DX-701 contact **Nevada** on **(01705) 662145** who are selling the Alinco transceiver for **£599**.

Marconi & Martin

On **International Marconi Day** on **Saturday 19 April 1997** **Martin Lynch** is holding a 'Sale Day' to mark the momentous occasion. After all as Martin says without Mr Marconi we wouldn't have Amateur Radio would we?

Martin and his 'Mob' will be opening the doors to the Amateur Radio Exchange Centre at 9am and will be offering discounts and deals across their full range of equipment. Also on offer will be the chance to get your own equipment 'health checked', free Martin Lynch & Son special edition T-shirts with every order over £200 and the opportunity to take a Northfields Pleasure Trip in the company's own Reliant 3-wheeler!

In addition to all this **Barry Cooper** from **Yaesu UK** will be on hand to demonstrate the latest Yaesu products and free refreshments will be available throughout the day. So, why not make a date in **your** diary to visit **140-142 Northfield Avenue, Ealing, London W13 9SB** and get yourself a bargain?

Leicester 1997

The dates for the Leicester show for this year have finally been fixed for **Friday and Saturday 17/18th October**. **Frank Elliot G4PDZ** has informed **PW** that despite uncertainty as to the venue for the show it will again be taking place at the **Granby Halls**. However, this really will be for the last time as the Halls are to be demolished very soon after the Leicester Show.

Stop Press!

Just as this issue of **PW** was going to press we received details of a new Yaesu radio. The new addition is the **FT-920** which is an h.f. and 50MHz transceiver which will be available in the UK during April. A full news report on the FT-920 will appear in June issue.

Globe Trotting G3LHM - Silent Key

News of the passing of **Andy Whetstone G3LHM** - a professional sound recordist latterly working in outside broadcasting, has reached 'Newsdesk'. Andy, who was still working professionally at the age of 70 was always on 'stand-by' for that urgent call to fly to South Africa and other parts of the news-world at a moment's notice - died on Christmas Day 1996. Always a keen Radio Amateur, he was actually enjoying a brief spell at home in his 'shack' when he died.

Never quite knowing where he would end up for recording interviews - perhaps it would be 10 Downing Street or in America, Andy often recounted his early days from the time his Army radio experience led him - through a friend - to a career in sound recording/broadcasting from studios in New Bond Street and then into outside broadcasting.

A qualified light aircraft pilot he achieved much. Andy said he would never retire and never did. And only days before he died he was working with his friend and cameraman **Denis White** on the 'Evita' premier. A keen Radio Amateur who was also a professional Andy leaves a proud family and many friends. Our belated sympathies and wishes from his Amateur Radio and professional broadcasting friends throughout the world go to his wife Jean and family.

G3XFD

A Collection Of Catalogues

It seems to be the time of year for new catalogues to be published as several have landed on the 'Newsdesk' in the past month. Here is a taste of three from well known manufacturers.

Kanga Products celebrate their tenth year in business this year. Kanga have been supplying kits to Radio Amateur QRP enthusiasts since February 1987 when **Dick Pascoe G0BPS**

set-up the business after retiring from the Kent Fire Brigade.


The new *Spring Kanga Catalogue* features the complete range, together with new kits which include a Termination Wattmeter, Medium Wave Radio and an Active Antenna that fits inside a film canister!

To get your copy of the Kanga Products Spring 1997 Catalogue contact **Seaview House, Crete Road East, Folkestone, Kent CT18 7EG. Tel/FAX: (01303) 891106.**

Mike Devereux G3SED and the **Nevada** team have just published a general catalogue featuring selected

Radio Kit Catalogue

1997



C.M. HOWES COMMUNICATIONS



Radio Kit Catalogue

1997

NEVADA

GENERAL CATALOGUE

1997

Kanga Products

10 years of great QRP kits

Spring 1997

Sales @ kanga.demon.co.uk

http://www.kanga.demon.co.uk

Kanga's QRP kits

NEVADA

1997

NEVADA

1997

NEVADA

1997

NEVADA

1997

NEVADA

Kanga Products
Ten years of
great QRP kits

Spring 1997

Sales @ kanga.demon.co.uk
http://www.kanga.demon.co.uk

Kanga's QRP kits

products from their vast range of amateur radio equipment, short wave receivers, software, accessories, books and much more. This A4 sized 24-page catalogue not only contains details on products and accessories but also provides a little background information on the Nevada set-up and mini profiles on the 'key' team members.

If you'd like a copy of the *Nevada 1997 General Catalogue* please send an A4 s.a.e. to **189 London Road, North End, Portsmouth, Hants PO2 9AE.**

The *1997 Radio Kit Catalogue* from **C.M. Howes Communications** contains within its pages the full range of Howes products including short wave receivers, a.t.u.s. Morse kits, accessories and antennas to name a few.

Also featured are the new easy-to-build Howes '2000' range of kits which, as with all kits in the range, offer a challenge as well as giving great satisfaction and pleasure to use when built. Copies of the *1997 Radio Kit Catalogue* are available by contacting **Dave or Chris Howes at Eydon, Daventry, Northants NN11 3PT. Tel: (01372) 260178.**

Increased Challenge

Linear Amp UK have up-graded their **Challenger** h.f. linear amplifier along with their **Explorer** and **Hunter** models. Changes to **Challenger** include a new softer grey front panel which now features flush-mounted backlit meters.

In addition, the band switch now has nine positions so each band has its own individual setting. The manufacturers say this provides better and easier tuning on 28, 24, 21 and 18MHz.

The mains cable is now directly wired into the amplifier allowing heavier duty cable to be used. Other changes to the **Challenger** include refinements to the circuitry giving better operation.

The 1997 **Challenger** costs **£2095** and is available direct from **Linear Amp UK, Field Head,**

Leconfield, Beverley, East Yorks HU17 7LU. Tel/FAX: (01964) 550921. Why not give **Gwen** or **Peter G3ZRS** a call for more information on the full **Linear Amp** range?



Richard Diamond G4CVI - Silent Key

Richard Diamond G4CVI, died in tragic circumstances on January 24th 1997. Well known in the 'Amateur Radio Trade' DX and 'moonbounce' circles he was the proud owner of a majestic looking 'antenna farm' that was featured on the **Nevada Catalogue** and was clearly visible from the M27 motorway in Hampshire. Here **Mike Devereux G3SED** pays tribute to his friend:

Richard was born in Liverpool July 29 1954. He studied Radio and Electronics at Southampton College before joining the BP tanker fleet as a Radio Officer. Later he left to become Sales Director of **South Midlands Communications** in Southampton.

During his many years with SMC, Richard was involved in both the Amateur and commercial

Radio divisions of the company. He travelled the world extensively and was well known throughout the Radio Communications industry.

It was whilst he was at SMC that I first met Richard some 18 years ago, we shared a common hobby, Amateur Radio and were both involved in the radio business. Over the years we became close friends and I came to know him very well indeed, admiring his many talents both in business and electronics. He was a thoroughly selfless person, ready willing and able to offer help and assistance whenever it was required.

Richard always wanted to be the best at what he did and he very often was. He set his mind on becoming a Helicopter pilot and did. He was a qualified sub-aqua diver, a lover of fast motorbikes and had a passion for Jaguar cars, particularly his E-type!

Richard built one of the most sophisticated Amateur Radio Stations in the world. He had 'moonbounce' capability on at least three v.h.f./u.h.f. bands with a special high power permit. He had huge antenna arrays for the h.f. bands, including a full size four element beam for 7MHz at 80ft above ground. He was never satisfied and would spend hours planning and working to further improve his station.

Richard's skills that had him regularly travelling the world overseeing major communications projects. He was responsible for a number of 50MHz amateur beacons, obtaining the necessary permissions and installing the equipment whilst working in Malaysia and Belize.

During the past five years I was privileged to work alongside him, providing global communications for the Camel Trophy expeditions.

We travelled together through the jungles of Sabah Malaysia, Central and South America, up over the Andes mountains and through the Attacama desert of northern Chile. He showed outstanding skill when working under pressure in difficult conditions.


I cannot really express the grief I feel for the loss of my closest friend - the help and encouragement he gave me over the years is beyond measure. I'm sure that Richard's many friends in the Amateur world will wish to join with me in expressing our sympathy and condolences to his son Michael, mother and father, Winifred and James.

Mike Devereux G3SED
Managing Director
Nevada Communications



Radio Receiver Trainer

An Invaluable Learning and Design Tool for all Experimenters



The manual contains complete schematics and theory of operation of all the building blocks. Use this trainer to receive frequencies from 500kHz to 110MHz!

A set of proven alternate building block designs are included in the manual to get you started with your own designs. There is no need to get your complete receiver design working all at once. Build and test each block one at a time.

The Radio Receiver Trainer contains nine receiver building blocks and a comprehensive training manual.

Simply connect the building blocks to build AM, SW, Superhet and Direct Conversion receivers. Decode SSB, CW and FM!. Use proven building blocks to develop and test your own designs.

Pricing: Complete £129.00
Kit £89.00
(Kit excludes case & headphones)

P&P is £5 (UK), £8 (EC), £12 (World)
Add 17.5% Vat to Total Price

Building Blocks: RF Input Tuner
RF Oscillator
Mixer
IF Filter
IF Amplifier
AM Detector
Beat Frequency Oscillator
Audio Filter
Audio Amplifier

Mail Order To: **Pyramid Electronics LTD.**

204 Ferndale Road, Brixton, London SW9 8AG

Phone (0171) 738 4044 Fax (0171) 274 7997

(Out of office hours ordering by answering machine)



Come to the Frontier of Global Communications

Subscribe to *Monitoring Times* and *Satellite Times* Magazines

Do you own a radio, a shortwave receiver, a scanning receiver, or a ham radio? Then *Monitoring Times* is your magazine! Each monthly issue of *MT* offers 20 pages of worldwide, English language, shortwave broadcast schedules; departments on aero, military, government, public safety communications; broadcast band, satellite television, long-wave coverage; reviews of new products and radio-related software; technical articles and projects for the hobbyist; feature articles, and much, much more.

If it's on the radio, it's in Monitoring Times!

Satellite Times is the world's first and only full-spectrum satellite monitoring magazine, exploring all aspects of satellite communications, including commercial, military, broadcasting, scientific, governmental and personal communications as well as private satellite systems. The satellite industry's most respected experts contribute to every bi-monthly issue of *Satellite Times*, addressing both amateurs and experts alike.

If it's in orbit, Satellite Times covers it!



Mail this subscription form to:

PW Publishing Ltd., Freepost,
Arrowsmith Ct. Station Approach,
Broadstone, Dorset BH1 88 PW.

Subscription rates include speedy Air Mail Service!

- ☐ 1 year *Monitoring Times* - £38 (12 issues)
☐ 1 year *Satellite Times* - £32 (6 issues)


Name _____
Address _____
Postcode _____
Telephone _____

I enclose cheque/PO (Payable to PW Publishing Ltd.) £ _____

Or charge to my Access/Visa Card the amount of £ _____
Card# _____
Valid From _____ Thru _____
Signature _____
Tel _____

Credit Card Orders taken on (01202) 659930
FAX orders taken on (01202) 659950

PLEASE VISIT OUR SITE ON THE WORLD WIDE WEB:
www.grove.net



RADIO

DISCOVER THE BASICS

By Rob Mannion G3XFD

Because of positive reader response to his new series aimed at the beginner, Rob Mannion G3XFD breaks off (for this month only!) for a little while to pass on several items of good news. One news item solves an education problem and the other can save beginners a lot of money!



Fig. 1: All these components for £1! (plus postage by mail-order). The photograph above shows the selection of resistors available in the 'Bargain Bags' and the photograph top right the corresponding bag of capacitors (see text).

Although I enjoy writing and researching 'Radio - Discover The Basics' I must admit I've been completely overwhelmed by the response from readers. Although I knew there was a need for the new column I just did not expect you all to be so keen!

Thank you for all your letters, E-mail, personal telephone calls and comments passed on at club visits and the London Show. And in return...I've several items of really good news for you and the first solves a very great problem for beginners and myself.

What comes over most strongly in your letters and comments is 'practical' approach to the theory side of our hobby. And many readers have also said they look forward to 'doing things' later in the series. I promise you that aspect will not be overlooked!

As I have said in the column, the idea is to provide simple explanations and analogies which you can then 'back up' with further reading. And if you've been one of the readers looking for the book recommended in the 'further reading' list published in the magazine - and also sent in for the expanded list.. I had a real problem in recommending really good titles with the right approach to support 'Radio Discover The Basics' introduction to the subject.

Ideal Books

In my mind the (no longer published) 'Common Core' books *Basic Electricity*, *Basic Electronics*, etc., were ideal books for the beginner and the instructor to work through together. The problem was that they're out of print and unless you were able to get them from a library or get a second-hand set, you'd be out of luck.

In the meantime I was struggling hard to find a replacement 'recommendation'. Fortunately, the ARRL have come to the rescue with a brand new book - *Understanding Basic Electronics*.

The new book - only just available - is in my opinion absolutely superb. It's ideal for the beginner and more experienced reader who wishes to reinforce their learning.

And also I'm very pleased that the ARRL obviously think along the same lines as myself because the new book is very similar in concept as the old 'Common Core' books and uses the same techniques (including helpful cartoons and 'bite size' chapters and sections covering all the topics needed. The other benefit of course is that the solid state theory and techniques (including digital) are right up to date.

What a marvellous job the ARRL have done! My congratulations go to their editorial team for providing the ideal 'entry level book for anyone interested in starting off in radio, electronics and even a career. And to help readers who obtain a copy, I'll provide direct references for 'further reading' from the book as the series progresses.

Learning & Building

Once you have laid your foundation and started learning - the building starts. And in the case of our particular interest this means building simple projects and circuits.

However, as anyone who has bought individual components, to build a circuit 'from scratch' knows - they can be enormously expensive compared to buying something 'ready made'. Fortunately, good fortune has come our way and I'm pleased to announce an excellent source of 'bargain goody bags' of components.

'Bargain Bags' of electronic components have been available for many years - especially at radio rallies. I was (and still am) a keen buyer of components sold in this form, and can honestly say that I've never been disappointed.

The bags of components, Fig. 1, contain a good mix of either resistors or capacitors of many different sizes and values. And on checking them I've discovered that amongst many other useful type and values you'll probably find the they contain **ONE** capacitor - which when bought new from a catalogue - would cost you more than the cost of the whole bag!

It's the same with the bag of resistors. This also contains an excellent

selection and variety of value, sizes and types. And although no 'bargain bag' can ever promise to provide you with all the components you need for a project...I know from experience they do provide really excellent value for money.

The bags are available from **Bob Kent G4POY** on the **Kent Keys** stand at the major rallies and shows for a just **£1**. However, even if you can't get to a rally or show this year you can still get the components to start you off by post. Yes...there is the penalty of postage to pay...but even then they still offer superb value for money.

First Come First Served

Bob Kent has a 'lorry load' of the surplus components but he says they're selling well so it's a case of 'first come first served! Bob also points out that the bags of resistors and bags of capacitors are not sold by weight, so individual bags will vary a little depending on the mixture of components. But - as I can assure you...they still offer excellent value-for-money.

By mail-order a bag of mixed resistors (average weight in the strong polythene bag) is 700g (approximately 1.5lb) and the total cost including postage is **£2.95**.

The corresponding bag of mixed value (and types) of capacitors weighs 1kg (approximately 2.2lb). Cost of this package including postage is **£4.25**.

However, if you buy a bag of resistors and a bag of capacitors the two together with postage are available for **£6.20** (a saving of £1 in postage).

Orders and enquires should go direct to **R. A. Kent (Engineers Ltd.) 243 Carr Lane, Tarleton, Preston, Lancashire PR4 6BY. Tel: (01772) 814998, FAX: (01772) 815437.**

So there you are, some components to get your 'stock' going. I hope you enjoy sorting them out and I look forward to continuing 'back on course' next time! Cheerio for now.

PW

Tackling TVI With Semaht

By Gordon King G4VVF

Gordon King G4VVF looks at a commercial portable TV & Radio field strength meter as an interference tracing aid for Radio Amateurs. Gordon thinks that it should prove useful to a club...ready to help trace those TVI and BCI problems.



Recently I've been enjoying testing the portable **Semaht** u.h.f./v.h.f. digital field strength meter. It's a British made device marketed by **Aerial Techniques** of Poole in Dorset.

Although intended primarily for domestic antenna 'rigging' operations in the u.h.f. TV Bands IV and V and the f.m. radio Band II, the instrument can be of assistance in these days of electromagnetic compatibility (EMC) for tracing the cause of radio and television interference in the above mentioned bands.

Frequency Coverage

So, let's take a look at the frequencies the instrument covers. The actual coverage is 460 to 860 and 85-110MHz with a press-switch changing between u.h.f. and v.h.f. There's a main tuning control knob and a second knob for fine tuning, while the frequency tuned is displayed on a four-digit liquid crystal display (l.c.d.)

The strength of the signal tuned into is indicated in Decibels (dB) relative to a microvolt (μ V) on a 55mm width meter whose scale can be illuminated by operating a switch. The scale has five indicating points at zero, 35, 40, 45 and 50dB, with a separate battery test mark, thereby providing a basic measuring range from zero to 316.2 μ V of input signal (see later).

Fortunately, the basic range can be extended by 10 or 25dB by push buttons, allowing the range full scale to go to either 60 or 75dB μ V, corresponding to 1mV or 5.6mV respectively.

The front panel is finished in bright blue. The complete instrument measures 245 by 80mm with an overall depth of some 240mm.

Internal Battery

Powering is by an internal NiCad battery pack retained to capacity by an integral charger connected to the mains supply by a side socket and cable. Maximum capacity is 0.7Ah and since the consumption is around 150mA, a fully charged pack will run the instrument for in excess of four hours.

A full charge from scratch takes eight to ten hours while the pack's life span is given as 300 to 400 charge/discharge cycles. A useful feature is an in-built detector, audio section and loudspeaker, allowing possible identification of the signal under measurement.

Although demodulation is a.m., it is also possible to resolve f.m. signals merely detuning slightly and adopting the so-called 'slope detection'.

The signal being tested is fed to an ordinary television type antenna socket on the top panel. This also includes a volume control, **Battery Test** button, **On/Off** button, a low battery indicator, instrument-on indicator and a yellow button which when pressed, contacts 12V d.c. to the antenna socket!

The 12V feature to the antenna socket can be useful for line powering a masthead amplifier when signal testing. It has a 75mA current capability and in the event of a short circuit across the antenna socket, there is an auto-shut down action, which is indicated by the indicator light for this feature extinguishing.

Standard Tuner

The field strength meter's (f.s.m.) design is based on a standard Mullard u.h.f./v.h.f. varactor TV tuner and 39.5MHz i.f. channel. The digital display is driven by a prescaler and logic counter board.

A standard envelope detector, which is slightly forward-biased for low level linearity, drives the meter movement and feeds the audio section. A pin

diode attenuator circuit is employed for extending the range of measurement.

For convenience of field use, the instrument comes complete with a sturdy carrying case and shoulder strap. This includes a handy side pocket for storing related accessories, such as extra plug-in attenuators.

Practical Paces

Before putting the Semaht through its more practical paces, I thought it would be a good idea first to subject it to one or two lab tests. The aim was to assess the accuracy of frequency read-out and signal measurement.

Judged by the 'off air' frequencies of the signals from my local radio and television transmitters, the accuracy of read-out was found to be within \pm one count of the final digit or \pm 100kHz. This was confirmed by instrument tests and is within the published specification.

The accuracy of signal strength measurement was measured at 90MHz (Band II v.h.f. broadcast band). For these tests I used a Marconi signal generator whose switched attenuators and r.f. level control are known high accuracy.

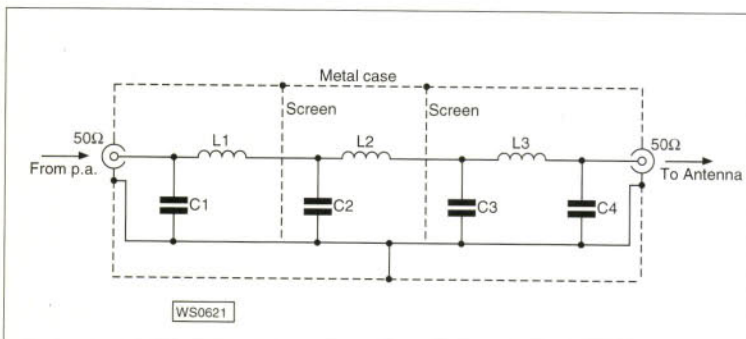
I found that the signal level required across the 75 Ω input socket to secure a deflection on the meter of 45dB was 125 μ V plus 1dB, which works out to close to 43dB μ V. This indicates an error of a mere 2dB.

The test results are good, bearing in mind the nature of the meter movement calibration and possible slight attenuation in the test circuit. It should also be noted, of course, that this is the potential difference (p.d.) across the input socket when properly terminated to the 75 Ω pad of the signal generator.

The source electromotive force (e.m.f.), with respect to an unterminated antenna, for example, would be twice the p.d. value. Consider a 100 μ V (40dB μ V) e.m.f. in series with 75 Ω , then with a high impedance voltmeter the reading would also be close to 100 μ V (the so called open circuit voltage).

However, when any such source is loaded externally, the voltage across the coupling interface will fall. When the

Fig. 1: Home-brew low-pass filter. Inductors L1, L2 and L3 are each 0.27 μ H and can be made by winding a six turn 14mm diameter air-spaced coil using 12s.w.g. tinned copper wire stretched to a length of 20mm. Capacitors C1 and C4 are 110pF and C2 and C3 are 220pF. The efficient 'earthy' bonding of the capacitors to the input and output sockets and to the metal case is essential.



loading exactly matches the 75Ω source, the voltage with decrease to **half the e.m.f.** This is commonly referred to as the p.d across the load, which of course, is 50μV or 34dBμV in this example.

The input impedance of the Semaht is said to be 75Ω, and the results given in **Table 1** are based upon this assumption. A slight variation from the 75Ω of the Marconi matching pad would not change the results much.

Based on the initial 35dB calibration of the meter movement and the final one at 50dB and taking account of the 10dB and 25dB attenuator buttons, the instrument has a dynamic range of 40dB (100 times voltage and 10 000 times power). The Table shows the minimum indication as 45μV, but there is some deflection of the meter (though uncalibrated) at a smaller voltage than this.

Handy Instrument

It's handy having an instrument like the Semaht available in the shack or radio club. It's capable of responding to and indeed, measuring quite definitively, the signals in and around the v.h.f. f.m. and u.h.f. television bands.

The possibilities of radio and television interference being a problem to the transmitting amateur are significantly diminished as the strength of the signal from the antenna feeder is increased.

Firstly then, you can employ the instrument for ensuring that the antenna system of a neighbour suffering from interference is yielding the highest possible signal to the affected receiver. It's often the case for a television signal (for instance) to be increased by as much as 10 to 12dB by finding a better position or orientation for the antenna.

Note: Solving a TVI problem with a f.s.m. and antenna orientation was discussed in 'Up The Ladder' by Allan Wightman on page 28, PW March 1997. Editor.

However, a poor signal situation may be worsened by a poorly connected feeder or plug at the end of the feeder. Check, too, that the feeder is properly terminated at the antenna.

The f.s.m. will also help you find problems caused by water in the coaxial feeder...a very common problem which can cause high signal attenuation which varies with frequency. Poor connections and oxidation on the feeder (often caused by the ingress of water) can also encourage cross modulation and interference!

More Signal

With a reasonable signal strength meter such as the Semaht, it shouldn't be impossible to squeeze in more signal...at least an extra 6dB from the antenna. This would double the signal voltage and quadruple the signal power and hence cut the interference proportionally - or more!

As is now fairly well known by some of the operators I've worked on the bands, the antennas at G4VFV are all located in the roof space of my house, **including those for f.m. radio and TV.** Despite the nearness of these to my h.f. and v.h.f. transmitting antennas (the distance between them only a couple of metres or so!), the distaff side receivers remain totally free from r.f. interference up to a transmitter e.r.p. of around 50W.

My operating conditions fall well within this power as I rarely work h.f. above 5W to the antenna. Working QRP c.w. being my favourite challenge!

Using The Meter

Using the Semaht meter, I can now understand why I am so fortunately disposed. The vision carriers of my local u.h.f. TV transmitter (**Beacon Hill, Station No. 136.00**, which is located above and slightly inland from Torbay, transmitting on **Band V channels 53, 57, 60 and 63** at present with an e.r.p. of 100kW) is providing me a feeder signal no less than 80dBμV (p.d.), corresponding to 10 000μV (p.d.) or 20 000μV (e.m.f.)!

In order to measure the high signal level, it was necessary for me to include an in-line attenuator of 12dB in addition to the instrument's switched 25dB attenuator. (Perhaps this is the reason for the side pocket on the carrying case - to provide accommodation for a set of in-line attenuators!).

My local Band II v.h.f. f.m. transmitter yields around 3 000μV (p.d.) or 70dBμV (p.d.), which the instrument is able to handle without extra in-line attenuation.

Spurious Signals

Despite the instrument's not particularly sharp skirt selectivity - around 800kHz - (which is adequate for signal strength measurement) it's possible to use the device to locate and identify spurious signals from transmitters.

Spurious signals can be responsible for radio and TV interference. And indeed, while in my possession the instrument helped to trace several cases of radio and TV disturbances.

For example, a 'DNT' f.m. CB transceiver (converted to the 28MHz f.m. section of the band) was causing problems. The transceiver's basic 4W was driving a dubious 50W power amplifier, coupled to a 5λ/8 vertical, was found to be causing a remarkably high level of over-deviated 'breakthrough' at the BBC 'Radio Two' end of the Band II f.m. band (around 88MHz).

The instrument identified the problem as the third-harmonic of the 28MHz operating frequency. It was still vaguely audible with the p.a. removed, but no way was it possible to employ the p.a. without the interference. This one had a happy ending because I found that the p.a. was devoid of any sign of low-pass filtering!

The problem was completely cured by using the type of home-brew filter shown in **Fig. 1**, built in a tobacco tin - as per some of my earlier devices, such as preamplifiers, etc., published in *PW* back in the 1950s!

Six Metre Problems

There can be problems on 'Six' metres as the second harmonic of the 50MHz band falls over the range 100 to 104MHz and is another potential source of Band II f.m. interference. This corresponds to that section of the band carrying local radio programmes and 'Classic FM'.

The instrument would certainly bring any 50MHz problems to light. And as a bonus it provide definitive assistance for reorienting (or re-siting) your Band II antenna for the best possible wanted-to-unwanted signal ratio.

A distinct attribute of the wideband broadcast f.m. system is that provided the wanted signal is a little more than 6dB stronger than the unwanted one on the same frequency the interference is completely overcome in practice. This is known as 'the capture effect', which is diminished as the bandwidth is decreased. For the same result on a.m., the wanted signal needs to be getting on for 28dB stronger!

Two Metre Problems

The 'Two' metre band at 144MHz also has the potential to cause problems when amateur signals create interference patterns on TV pictures coming from



Table 1

Signal Strength Meter		Signal Generator	
Reading (dB)	Error (dB)	dBμV (pd)	μV (pd)*
35	+2	33	45
40	+3	37	71
45	+2	43	141
50	+1	49	282
With +1-dB button on			
45	+1	44	158
50	+1	49	281
55	+1	54	501
60	+2	58	794
With +25dB button on			
60	+2	58	794
65	+3	62	1258
70	+1	69	2818
75	+2	73	4467

* rounded values

Table 1: Signal measuring test results of Semaht u.h.f./v.h.f. signal strength meter at 90MHz input frequency. They refer to signal voltage (p.d.) across the signal (antenna) input socket of the instrument when correctly loaded with the 75Ω matching pad of the Marconi signal generator. The average error over the entire dynamic range is only 1.75dB.

Tackling TVI With Semaht

Continued from page 19

transmitters operating on channels towards the top end of Band IV. This is especially likely to occur in locations where the TV signal is somewhat screened and hence rather weak, or where the TV set is working from an indoor antenna, which is beaming in the direction of the Amateur station operating on 144MHz.

Interference is more likely to occur when the transmission causing the interference lies at the low end of the 144MHz band. It normally results from the transmission's fourth harmonic and is exacerbated by an external linear amplifier being driven rather hard - to full power or more!

The problem harmonic can be detected by the signal strength meter provided it is not totally swamped by the TV signal itself (bearing in mind the overall 8MHz bandwidth of a u.h.f. TV channel). Indeed, it may help to remember that the CCIR System I used in the UK has an a.m. video bandwidth of 5.5MHz and that the f.m. (inter-carrier signal) sound carrier is 6MHz above the nominal vision carrier.

(This corresponds to the simple expression of $8n + 303.25$, where n is the

channel number. The instrument permits a precise measurement of the interfering signal strength when the affected TV station goes off the air).

Another possibility of TVI is the fifth harmonic at the low end of 144MHz. This falls around 720MHz and might well affect Channel 52 (718-726MHz).

The test sample meter tuned to below Band IV (to 436MHz) and above Band V (to 873MHz) so it was possible to detect spurious falling a little outside the u.h.f. TV bands. This could prove useful because a strong signal, although removed somewhat from a TV channel, could still affect reception by a desensitising effect, manifesting as a decrease in contrast (and also, perhaps, sound volume) and increase in picture 'grain' (noise), impaired synchronising or even colour 'suckout' (where a colour picture suddenly changes to monochrome!).

Installation Engineers

Perhaps a trifle outside radio amateur interest, the Semaht will be of particular value to antenna installation engineers, with the coming of the 5th TV channel

related to the consequential shift of, perhaps, video and satellite receiver conversion channels there are potential frequency clashing problems!

The Semaht has a price tag of £349 including VAT and is available from: **Aerial Techniques, 11 Kent Road, Parkstone, Poole, Dorset. Tel: (01202) 738232, FAX: (01202) 716951.** Another model handled by the firm is **TC402D**, which covers 45-170, 170-450, 450-862MHz and measures from 20µV to 10mV in seven ranges. The TC402D is more expensive at £399.

My thanks go to Aerial Techniques for the loan of the review field strength meter and I think that both the Semaht and the TC402D would be an interesting and very useful purchase for a radio club. You never know when TVI or BCI will surface to cause problems and an f.s.m. could prove very useful indeed!

PW

SUBSCRIPTION OFFER!

Practical Wireless and Short Wave Magazine For Just £20!*

This month we are offering you the chance to subscribe for Six months to *Practical Wireless* and *Short Wave Magazine* for the trial price of just £20!

Short Wave Magazine is packed every month with items of interest and includes features and regular columns on Airband, Satellites, Broadcast, DXTV and Scanning, as well as reviews of the latest equipment, a comprehensive Frequency Exchange and all you need to know to keep you in touch with where to listen for what interests you.

Take advantage of this offer and your radio hobby will be complete, with not one but **two** radio magazines dropping through your letterbox every month! It also means that by subscribing you'll be exempt from any cover price increases during the period of your subscription and that you'll have all the 'radio reading' you need to hand for **under £4 a month!**

So, what are you waiting for? Fill in the form on page 82 or call the Subs Hotline on (01202) 659930 TODAY! and quote Subs 5. Then sit back and wait for your double dose of radio every month.





Subscription Rates

UK Only	£20
Europe Airmail	£27
Rest of World (Airsaver)	£29
Rest of World (Airmail)	£35

All rates apply to six month trial offer only.

* This rate applies to UK orders only, for overseas prices please see subs rate.



CALL THE CREDIT CARD HOTLINE ON (01202) 659930

HAYDON COMMUNICATIONS

The accessories specialists

SERENE BASE ANTENNAS

BEWARE OF CHEAP COPIES. Serene are now one of the largest international manufacturers of VHF/UHF base antennas made specifically for the UK and Europe. They also manufacture antennas for companies such as Watson. When quality is important, buy Serene.

	PEP £8.50	OUR PRICE
TSB-3001 AL 144MHz 3.4dB (1.4m)		£29.95
TSB-3002 AL 144MHz 6.5dB (2.8m)		£42.95
TSB-3301 GF 144/70 6.5/9dB (3m)		£69.95
TSB-3302 GF 144/70 4.5/7.2dB (1.7m)		£54.95
TSB-3303 GF 144/70 3.6dB (1.1m)		£39.95
TSB-3315 GF 144/70 8.5/11dB (5.4m)		£149.95
TSB-3608 GF 50/144/70 2.15/6.2/8.4dB gain		£89.95
V-2000 Diamond 6m/2m/70cm 2.1/6.2/8.4dB (2.5m)		£134.95
GP15N Comet 6m/2m/70cm 3.6/2.8/6.6dB (2.4m)		£124.95

ACCESSORIES

TSA-6001N Duplexer (+Coax) 2/70 (N/N259)	£24.95
TSA-6003 Duplexer (Coax) 2/70 (PL/259's)	£19.95
CEX-514 Triplexer (6/2/70) (Coax)	£56.95

MOBILE ANTENNAS

HIGH QUALITY NISSEI

MOBILE ANTENNAS

DB-7900 144/70 cms (15/7.6dB) 1.5m	£49.99
DB-770M 144/70 cms (13/5.5dB) 1m	£24.95
DB-1304 144/70 cms (2.15/3.8dB) 41cms	£19.95
DB-EL2E 144MHz 4ths 4.5dB (1.8m)	£29.95
DB-285 144MHz 3ths 3.4dB (1.3m)	£15.95

ACCESSORIES

MT-1301 H/Duty Mag Mt + Coax...Top Quality	£24.95
MT-3302 H/Duty Hatch/Trunk Mt...Top Quality	£24.95
CF-BPF2 2m band pass filter	£49.95

HF ANTENNAS

	P&P £10
R5 10/12/15/17/20 vertical	£295.00
R7000 10 thru to 40m vertical (80m optional)	£369.00
AV-3 14-21.28MHz vertical 4.3m long	£99.00
AV-5 3.5-7.14-21.28MHz vertical 7.4m long	£169.00
AP8A 8 Band Vertical	£229.00
A3S 14-21.28MHz Yagi	£389.00
Carolina Windom 2' 40-10m (66ft)	£88.95
Carolina Windom 80-10m (132ft long)	£84.95
CBL-30 1.1 balun (1-30MHz)	£24.95
Comet CAHV HF 6m/2m mobile antenna Gain 2.15dB	£99.95

SECTIONAL MASTS

Aluminium mast sets available in 4 x 5 foot sections. Each section is swaged on its end so that they slide into each other. The final section is left plain to allow for a mast cap or pulley assembly. Each mast totals 20 feet in height and is available in the following sizes:

1 1/2" dia	£19.95
1 3/4" dia	£29.95
1 7/8" dia	£36.95
2" dia	£45.95

HANDHELD ANTENNAS

T-2602

2m/70cm/23cm (2/3/5.5dB) flexible antenna with wideband receive (14" long BNC).

OUR PRICE
£22.95
P&P £1

DB-770H

High gain 2m + 70cm telescopic antenna with wideband receive.

OUR PRICE
£24.95
P&P £1



TSA-6671

New ultra small BNC magmount. Allows you to use any existing BNC antenna from your scanner to transceiver on your car without having to purchase a car antenna.

OUR PRICE £22.95 P&P £1

TELESCOPIC MASTS

QUALITY PRODUCTS AT AFFORDABLE PRICES


5 section telescopic masts. Starting at 2 1/2" in diameter and finishing with a top section of 1 1/2" diameter we offer a 8 metre and a 12 metre version. Each mast is supplied with guy rings and stainless steel pins for locking the sections when erected. The closed height of the 8 metre mast is just 5 feet and the 12 metre version at 10 feet. All sections are extruded aluminium tube with a 16 gauge wall thickness.

8 mtrs £69.00, 12 mtrs £99.00. Carriage £8.00

COPPER WIRE (ALL 50MTR ROLLS)

Enamelled	£9.95 P&P £5
Hard drawn	£12.00 P&P £5
Multi-Stranded (Grey PVC)	£6.00 P&P £5
Extra H/duty (Clear coated)	£20.00 P&P £5
Flexweave (H/duty)	£30.00 P&P £5
Flexweave H/duty (20 mtrs)	£12.00 P&P £5

DELUXE G5RVs



Multi-stranded plastic coated heavy duty antenna wire. All parts reusable. Stainless steel and galvanised fittings.

Full size - 102ft. Only £39.95.
Half size 51ft. Only £29.95.

Carriage £6.00.

ACCESSORIES



Nissei RS-402

125-525 MHz (200W) FWD/REV/AVE/PEP PWR + Full

SWR indicator and meter illumination.

RRP £69.95 P & P £4

RS-102 1.8-150MHz (200W) £69.95

RS-502 1.8-525MHz (200W) £129.95



TSA-6601

144-444MHz (60W) pocket PWR/SWR meter

£34.95 (P&P £1.00)

TSA-6602 VHF/UHF ant matcher £34.95 (P&P £1.00)



MFJ-259

HF digital SWR analyser + 1.8-170MHz counter/resistance meter.

RRP £229.00 P&P £5

VECTRONICS VC-300DLP



300W (PEP), dummy load, VSWR meter, 3 way ant, switch & balun for open wire feeders.

UK's best selling ATU RRP £149.95

VC-300M 300W mobile ATU £119.95

COAX SWITCHES (P&P £2.00)

CX-401 4 way (SO-239)	£44.95
CX-401 'N' 4 way (N TYPE)	£49.95
CX-201 2 way (SO-239)	£18.95
CX-201 'N' 2 way (N-type)	£24.95



SP-350V

Be protected this summer! In-line lightning surge protector.

INTRO PRICE £19.99 P&P £1

NEW Q-TEK INDUCTORS



80mtr inductors. Add them to your 1/2 size G5RV and convert it to a full size. (New length only 69 feet total)

£21.95 P&P £2.00

ROTATORS

Yaesu G-250	RRP £149.95
Yaesu G-450XL	RRP £289.00
Yaesu G-800SDX	RRP £459.00
AR-300XL	OUR PRICE £59.95

GET THE ACCESSORY CATALOGUE

Send £1 in stamps refundable against any purchase.

Full with masts, brackets, aerials and accessories. EVERYTHING NEEDED FOR THE RADIO AMATEUR.

HAYDON



COMMUNICATIONS

LONDON SHOWROOM & MAIL ORDER:- 0181-951 5781/2

Address:- 132 High St. Edgware, Middx HA8 7EL

Delivery where not indicated £10/24hr

HAYDON COMMUNICATIONS

HF TRANSCEIVERS



ALINCO DX-701

100W HF transceiver. Its never been cheaper to get on HF. If you don't want 6m then this is the rig for you. Why risk good money on a s/hand radio when a brand new one is even cheaper.

RRP **£599.00**

(Interest free available. Why not pay by four post-dated cheques. Phone for details).

DX-70	HF + 6m transceiver.....	£695
DX-70	HF + 6m transceiver high power.....	£775

KENWOOD SPECIAL OFFERS

TS-870S	RRP £2399.....	OUR PRICE £1799.95
TS-570D	RRP £1499.....	OUR PRICE £1199.95
TS-950SDX	RRP £3999.....	OUR PRICE £2999.95
TM-255E	2M ALL MODE.....	OUR PRICE £699.95
TM-155E	70CM ALL MODE.....	OUR PRICE £749.95
TH-79E	2M + 70CM.....	OUR PRICE £329.95



YAESU FT-920

100W HF + 6m transceiver with general coverage receiver. RRP £1699

OUR PRICE **£1499.95**

ORDER YOURS TODAY AND CLAIM A FREE P-2512 POWER SUPPLY WORTH £90

FT-1000MP (AC)	RRP £2899.....	OUR PRICE £2099
FT-1000MP (DC)	RRP £2599.....	OUR PRICE £1949



ICOM IC-756

New HF+6m DSP transceiver. RRP £2199

OUR PRICE **£1895.95**



ICOM IC-706

SPECIAL OFFER

£795.00

1 month only



MA-399

Mobile holder. Sticks onto dashboard of car. Fits all handhelds. Will also hold front panel of DX-70 or 706.

RRP **£9.99** P&P £2.00.

ALL MODE TRANSCEIVERS



YAESU FT-736R

Here is your chance to buy a 'Quad' band base station at a giveaway price. We have a small quantity available with 2+70 fitted as standard. Includes internal PSU.

SPECIAL OFFER **£1399.95**

'Hurry limited stocks'

INTEREST FREE AVAILABLE. PLEASE PHONE.



ICOM IC-821H

The very latest all mode dual band base. RRP £1595.00

INTRO PRICE **£1395.95**

Limited stock available

VHF/UHF MOBILES



ALINCO DR-430

OUR PRICE

£259.95

A no nonsense rugged 35W 70cms mobile transceiver that's easy to use on the move and comes with CTCSS as standard.

OTHER ALINCO MOBILES IN STOCK

DR-130	2m FM.....	OUR PRICE £249.95
DR-150	2m FM.....	OUR PRICE £279.95
DR-M06SX	6m FM.....	OUR PRICE £249.95
DR-605	50.35W.....	OUR PRICE £399.955



ICOM IC-207H

Dual band mobile transceiver with detachable head 50/30W. RRP £433

INTRO PRICE **£379.95**



YAESU FT-8000

Dual band mobile transceiver with wideband Rx: 110-550/750-1300MHz. (Switchable AM/FM) RRP £549.95

NEW LOW PRICE **£399.95**

FT-3000M	RRP £479.....	OUR PRICE £369.95
----------	---------------	--------------------------

NEW DC-1

DC lead to fit any mobile transceiver.

RRP **£9.99** P&P £1

VHF/UHF HANDHELDS



ALINCO DJ-180

Rugged built 2m FM transceiver.

RRP £199


DOWN TO

£139.95

DJ-190
DJ-191

2. FM transceiver..... **£149.95**
As 190 + keypad..... **£179.95**

All the above Alinco handhelds include nicads & charger



NB-30W 2M FM handheld amplifier 2-5W input. 30W output (for 5W ip). Turn your handheld into a mobile for under £50

RRP **£49.95** P&P £2



ALINCO DJ-G5

Dualband handheld transceiver. Includes: twin band Rx (wideband Rx) - full duplex + hand scope and much more. RRP £399

OUR PRICE **£299.95**



YAESU FT-50R

New ultra compact dual band transceiver with wideband Rx. 76-990MHz (AM, FM, FM-N).

RRP £359

SPECIAL OFFER THIS MONTH

£245.00

2 YEAR WARRANTY



ICOM IC-T7E

RX available 108-180/400-500/850-950MHz. Compact dual band h/held. Incredible, everything you would possibly want incl CTCSS fitted as standard along with high power nicad + charger. RRP £329

2 YEAR WARRANTY

OUR PRICE **£285.00**



Nissei EP-300T

Over the ear earpiece with lapel mic & PTT. Fits Kenwood, Alinco, Yaesu or Icom

£22.95 P & P £1

(Please specify brand of radio when ordering)

This EarMic comes with an "over the ear" earpiece as EP-300

NEW WP-2

Weatherproof your handie! Waterproof case for all handhelds. Come complete with shoulder strap.

RRP **18.95** P&P £1

LONDON SHOWROOM & MAIL ORDER:- TEL: 0181-951 5781/2

HAYDON

Address:- 132 High St. Edgware, Middx HA8 7EL. FAX:- 0181-951 5782

Open Mon-Fri 9.30-5.30pm Sat 9.30-4pm. Close to Edgware underground station (Northern line) close to M1, M25, A406.



COMMUNICATIONS

WEST MIDLANDS BRANCH:- Tel: 01384 481681

Unit 1, Canal View Industrial Estate, Brettell Lane, Brierley Hill, W Mids DY5 3LO

NEXT DAY DELIVERY
(UK MAINLAND) £10



MUNICATIONS

POWER SUPPLIES



P-2512 'M'

25-30 amp power supply with variable volts (3-15). Dual meters (Volts + amps). The UK's best selling power supply.

Most of our competitors are selling the 20A versions for the same price.

RRP ~~£99.95~~ OUR PRICE **£89.95** CE Approved



PORTABLE 12V POWER STATION

The ideal rig companion. Charges from AC mains or trickle charge from car cigar lighter using lead supplied. (Capacity - 12AH)

RRP ~~£54.95~~ OUR PRICE **£46.95**
CARRIAGE **£8.00**

DIGITAL AUDIO FILTERS

TIMEWAVE DSP-9 PLUS



Award winning digital audio filter. RRP ~~£249.95~~

SALE PRICE **£149.95**

DSP-59 + RRP ~~£299~~ OUR PRICE **£269.95**
DSP-599ZX RRP ~~£369~~ OUR PRICE **£325.95**
MFJ-784B RRP ~~£259~~ OUR PRICE **£239.95**

AEA PRODUCTS



PK-232MBX

RRP ~~£319.95~~

SALE PRICE **£299.95**

PK-96 RRP ~~£219.95~~ SALE PRICE **£199.95**
PK-12 RRP ~~£129.95~~ SALE PRICE **£119.95**



DSP-232

The latest all mode DSP driven

TNC from AEA. RRP ~~£479~~

SALE PRICE **£399.95**

SCANNERS



YUPITERU MVT-9000

The ultimate handheld scanner on the market. Covers 530kHz-2039MHz (all mode). Out performs any other handheld on the market. RRP ~~£469.95~~

OUR PRICE **£395.00**

MVT-7100EX our price **£259.95**



AR-8000

Wideband handheld scanner covers 500kHz-1900MHz (all mode).

SPECIAL OFFER **£299.00**

NEW Icom IC-R10 OUR PRICE **£339.95**



ICOM IC-R10

Wideband scanning receiver covers 0.5MHz-1300MHz (all mode). Full computer access capability. RRP ~~£379~~

OUR PRICE **£339.95**



POLICE STYLE HOLSTER HHC-2

Matches all hand holds. Can be worn on the belt or attached to the quick release body "holster".

£19.95 +P&P £1



EP-300

Deluxe over the ear earpiece.

£9.95 + P&P £1



QS-200

Mobile holder for all handhelds. Fits into airtent.

RRP **£9.95** P&P £2

QS-300 Desk top H/held holder **£19.99** P&P £2



AR-3000A

Communications receiver 100kHz-2036MHz (all mode).

RRP ~~£799~~ OUR PRICE **£699.95**

Uniden BC-9000XLT **£299.95**

OPTOELECTRONICS

NEW OPTO CUB



From 10MHz-2.8GHz. The Cub has maximised sensitivity for detecting RF in the near field and displaying the frequency detected. The cub features a digital filter that reduces false counts and random noise, digital auto capture that acts like an intelligent hold button allowing any frequency captured to remain displayed as long as needed.

RRP **£139.00**

Opto-Scout

Optolinx

Opto-Xplorer

DB-32

OUR PRICE **£349.95**

A universal interface RRP **£129.00**

RRP ~~£899.95~~ SALE PRICE **£799.00**

Miniature antenna **£29.95**

COMMUNICATION RECEIVERS



ICOM IC-R8500

The ultimate all mode base receiver. 100kHz-2GHz. Part-ex your old receiver and move into the 21st century.

RRP ~~£1695~~

OUR PRICE **£1439**

Interest free credit available. Send us four post-dated cheques for £362.50 (incl. P&P UK mainland).



AOR AR-7030

Brilliant new all mode short wave receiver with synchronous AM + remote control.

RRP ~~£799~~

SALE PRICE **£695.00**



TARGET HF-3

Communication receiver covers 30kHz-30MHz. Complete with power supply and long wire aerial.

RRP **£159.95**

ORDER YOURS TODAY AND CLAIM FREE P&P

QUALITY USED EQUIPMENT

TS-850SAT	VGC	£1199.95	IC-751	VGC	£799.95	IC-706	As new	£699.95
TS-930SAT	VGC	£849.95	FT-790RII	As new	£449.95	TS-430S	VGC	£449.95
TS-450SAT	VGC	£949.95	FT-690RII	Ex-demo	£449.95	DX-70T	As new	£625.00
TS-680S	HF + 6m	£649.95	FT-290RI	2m all mode	£269.95	IC-728	As new	£549.95
TS-870S	As new	£1499.95	R-5000	Communications receiver	£599.95	DR-610	Dual band (Ex-demo)	£369.95
TS-440S	VGC	£699.95	HF-150	Communications receiver	£299.95	FT-2200RH	2m/50W (Ex-demo)	£199.95
FT-736R	2 + 70 all mode base	£1049.95	FRG-7700	Communications receiver	£299.95	R-7100	All mode Rx (25-26Hz)	£849.95
IC-471	70cm all mode base	£699.95	FRG-8800	Gen cov Rx + UHF converter	£399.95	FT-1000MP AC Ex-demo		£1899.00
IC-729	HF + 6m base	£699.95	FC-10	Auto ATU as new	£239.95	FT-840	Ex-demo	£599.95



Busby's Box Goes Stateside!

By Roger Cooke G3LDI

A group of radio amateurs from Norfolk sent a British telephone box 'across the pond' - here Roger Cooke G3LDI takes up the tale.

Fig. 1: Radio Amateurs at your service! The journey begins - Steve G0UYA and Martin G7PDO help load the telephone box onto the transporter.



This is the story of the Big Red British Telephone Box and how it managed to journey to Seattle, Washington, with the help of some English radio amateurs.

Sounds like a typical childrens fantasy? Well, it started out as a fantasy, or a joke maybe, but luckily for the Vintage Telephone Equipment Museum (VTEM) in Seattle, it's reality. They now have a British Telecom (BT) Red Telephone Box as a working exhibit, taking pride of place among their countless other exhibits.

It all started when I took a holiday in Seattle with **Bev and Dick Bendicksen N7ZL**, during May of 1995. Dick spends time at the Vintage Telephone Equipment Museum every week, cleaning, repairing and maintaining all the equipment.

The VTEM is essentially a working exhibit museum and visitors are encouraged to use the equipment, all of which is in working condition. Bearing in mind that some of the gear dates back to the early 1900s it's a credit to the people who donate their time every week, and is a wonderful place to spend time.

I jokingly said it would be good to see a BT red phone box in the museum and Dick retorted it would be wonderful. That's how it all began.

When I arrived back in the UK after my holiday I spoke to a couple of local amateurs, **Steve Chamberlin G0UYA** and **Martin Galea G7PDO**. Both Steve and Martin work for BT and during the course of our conversation I asked about the possibility of obtaining a telephone box.

Box Free

The reply from BT was encouraging as long as the 'box' was for a charitable organisation, then one could be donated free. All I would have to do is obtain a letter from the museum confirming the fact that they would like a telephone box. What better encouragement did I need!

The main problem was going to be the transport of the box to Seattle. Nearly a ton of cast iron and glass is no easy task!

I was discussing the transportation problem locally with **Paul Turnham G4VLS**, and I suggested that a few enquiries should be made. We have a USAF base at Mildenhall just down the road from Norwich and I wrote to the station commander.

I was very surprised at the curt reply I received stating that they were not available for transporting equipment of the non-military variety. They indicated that they were not a charitable organisation and this surprised me, especially when the Telephone Box was intended for the benefit of the American public!

Prime Minister

In jest, Paul suggested that I write to the Prime Minister, John Major. Nothing ventured, nothing gained. I decided to do just that, the first time in my life I have ever written a letter to 10 Downing St!

In the meantime, I received a letter back from the museum which I duly sent on to BT. Time passed and one day a vehicle with a 'Hiab' crane on it appeared outside Paul Turnham's home in Norwich.

A telephone box was then deposited on Paul's front lawn, causing somewhat of a stir in the neighbourhood! A cardboard box containing the telephone and coin-box was also delivered.

To my surprise, one morning the post brought a letter from Downing St. It stated that my original letter had been passed to the Foreign Office for attention and I would be hearing from them in due course. Another first for me, a letter from Downing St!

A few days later, I received a 'phone call from a **Mr. Wayne Tranmer** from **Rolls Royce Aero Engines** in Derby. He explained that The Foreign Office in London had contacted the British Consulate in Seattle, to ascertain if any heavy-lift transport was due into Seattle at all.

The British Consulate in Seattle contacted Boeing and hey presto! There was a shipment of aero engines due into Seattle very shortly. They then FAXed Rolls Royce in Derby who were supplying the engines and they then contacted me.

Then came the shock. The shipment was due out of Derby on the Thursday of that week. This was Monday morning! Panic ensued.

How were we going to get this monster up to Derby by the Thursday? There was only one thing to do.

Radio & TV Help

We contacted the local Radio station, **Radio Norfolk**, and BBC local TV for help and told them of our predicament. Crews from both appeared that morning and did a story on the Big Red Telephone box. These stories were broadcast on both radio and TV that day.

The RAF at Neatishead came to the rescue, offering us free transport to Derby on the Wednesday morning. **Group Captain Titchen** and **Flt. Lt. Minshall** turned up, spot on time, 1000 hours, on the Wednesday morning with a heavy duty lifting vehicle.

The telephone box was duly hoisted from Paul's front garden onto the back of the transporter and strapped down securely ready for the journey up to Derby. The transporter was driven by **Cpl. Julia Scarff** accompanied by the crane operator, **Cpl. Paul Edwards**.

The necessary documentation had been taken care of and it was cleared for Customs. The helpful BBC TV and Radio Norfolk crews turned up again for the send-off and it was featured on TV that night. The telephone box was due in Derby on the Thursday morning when it would be put onto a Russian Antonov 124 Heavy Lift aeroplane.

Bill Gray of the Boeing Company in Seattle was the point of contact for Rolls Royce. He contacted **Don Ostrand** from the Museum to check on the documentation.

Arrangements were frantically made following several telephone calls, and Don had to complete a 'Power of Attorney' form. This was duly completed and at last the flight took off a 1800UTC London time with an estimated time of arrival in Seattle of around 1500UTC on **Thursday 7 September**.

Holiday Arrival

By coincidence, Paul and **Pearl Turnham** had arranged to stay on holiday with Dick and Bev Bendicksen that very week, so Paul was going to be the lucky guy to see the telephone box's arrival! Members of the Museum crew were contacted and told

of the arrival, as were the local TV station.

A film crew duly arrived along with several members of the Museum and they went out to meet with Bill Gray from Boeing. Upon arrival at the field, they found the plane had already landed so they went out to see it.

The rear cargo doors opened up and a Rolls Royce engine bigger than anybody could imagine was all that was visible. The Rolls Royce components were unloaded first and the 'lowboy rig', a tractor and trailer unit to transport the engines, looked like a toy beside the Antanov. Numerous photographs were taken along with lots of video.

The telephone box was finally unloaded and put onto a truck with sling straps holding it in place. The final journey to the museum was all of a few hundred yards from the Antanov.

On arrival, it was obvious that the telephone box would have to go in via the second floor door. This was duly opened and a crew waited for the box to be slid in.

Bill Murphy, the driver of the truck, slowly raised the eagerly awaited box to the second floor equipment door. Once at that level, it was grabbed and slowly pulled into the second floor.

It was at this point that a near catastrophe struck. The sling strap at the inboard end came in contact with the building above the door preventing the box from being pulled fully into the

building. The strap came off and the pallet started to break. That was the only momentum needed and the box fell off the second floor into space, doing a sort of crazy dive toward the ground!

After 8000 miles and all that effort, was it going to end up as a pile of scrap iron? As luck would have it, the second sling and the winch line were still attached and 'lassoed' the call box by the slight flair of the base. A substantial glancing blow to the first floor door helped to break the fall of the box and it ended up looking like the end of a 'bungie' jump about two feet from the ground!

Another attempt was more successful and the box finally made it into the museum. The next day, it was hoisted, following a lot of effort and mechanical assistance, into the vertical position. Then it was hastily made ready for the Champagne reception, by fitting the telephone, glass, floor and a light.

Guests Arrived

At 1600UTC the guests arrived, among them were **Mike Upton** and **Roberta Stayte** from the British Consulate in Seattle, several from the Boeing company, a photographer and reporter from the *Seattle Times*, and a TV crew, plus **Pat Moran**, the British Telecom Rep. at **Microsoft USA**. Of course just about all the Museum crew were there too!

With brief words from Mike Upton and a toast, in Champagne no less, **Frances Tomlinson** removed the British flag that had been draped over the booth and the entire Museum crew officially welcomed the Big Red Telephone Box.

More chatter and photo opportunities and lots of video followed. Paul, Roger, Mike and Dick were all presented with TPA key chains and Chapter pins as souvenirs. The museum crew had all aged about ten years after watching the telephone box do its 'bungie jump', but aside from that all were unscathed!

On the following Tuesday, work continued on the installation. A line out of the office was connected into the telephone and calls were able to be placed on the internal network.

The final resting place for the telephone box is shown in **Fig. 2**, with Dick N7ZL on the phone and Paul G4VLS. So, if ever you are in Seattle and you visit the museum, you too will know the story of the Big Red Telephone box.

PW



Fig. 2: Some 8000 miles later the 'big red telephone box' comes to rest in Seattle.



In Search Of Better Signals

By Terry Brown G0NSA

Terry Brown G0NSA had enjoyed success with his 'trusty' G5RV...but he thought it was 'time for a change' and set off searching for those better signals. The result has a certain 'Scottish Flavour'.




The idea for a better antenna system came at the same time as plans were drawn up for an extension at the rear of my home QTH. I'd tried various methods over the years to get the best out of my trusty G5RV, but I felt that the time had come for a more competitive antenna for my station.

During the building of an extension to the house, I asked the builder to incorporate extra strengthening within the rear wall to support a wind-up mast. He also used more beams than normal in the flat roof to give a firm base to work on when maintaining the mast and antenna.

I had decided at an early stage that a beam of any sort wouldn't fit into what was left of my garden. As the antenna would encroach over neighbouring properties as it was rotated, I decided that the mast should support only a CobWebb antenna.

An enquiry to Tennamast up in Scotland confirmed that one of their Adapt-A-Mast range would be suitable for my site and antenna idea. The order was sent off and whilst awaiting delivery, I assembled the hardware needed to fix everything together.



Continued on page 26

In Search of Better Signals

Continued from page 25

Fig. 2(right): For safety, G0NSA secures the winch handle up in everyday use.

Two Brackets

Two brackets hold the mast to the wall and M10 'Rawlbolts' fix the brackets to the building. Never having had much to do with Rawlbolts, I was very surprised how big they were. The drill needed to make the required holes in the wall was an even bigger shock. (Not only its size, but the price!)

I found that it was an easy task to fix the brackets to the wall once the holes were drilled for the bolts. It is as well to remember that the holes for the Rawlbolts must be drilled into the brick of the wall, not the mortar joints (Fig. 1). Also you must remember not to over tighten the bolts or the brick will split. Powerful things these Rawlbolts.

A reference to the mast's weight had come in a telephone call from Tennamast to advise of its delivery date. They advised that due to its size and weight (50kg) it would be preferable if help was at hand on delivery.

The mast arrived a few days later on a lorry driven by a young man, who with the best will in the world, couldn't shift it out of the back on his own. But living in a small cul-de-sac meant that the delivery had been observed and I found that willing hands soon turned up to see what I was up to.

With help, the mast was deposited on the back building site (once an immaculate lawn!). By means of

ropes pulled from the flat roof extension, and guiding the mast from the ground, it was soon up and presented to the brackets.

The 'U' bolts to hold the mast to the brackets were put in place and the winch attached to the mast. Everything was tightened up and made secure ready for the next part of the job, putting the antenna up in the air.

The same willing hands made light work of mounting the

antenna on the mast. After a short rest, the antenna was wound up to its full height of 12m and found to be rock steady in all but the worst winds.

When fully closed the Tennamast is about three and a half metres high. Standing on the flat roof gave easy access to the securing rings that hold a stub mast to the base mast.

The 37mm (one and a half inch) diameter 3m pole stub mast was one I had to hand. But to give added strength a wooden insert was push fitted inside the metal tube together with a nylon rope.

In time, the wooden insert swelled to trap the nylon rope securely inside the pole. If the pole should snap it will at least stay in the air and not come crashing down, as it's held aloft by rope. The top of the pole is sealed with a plastic cap.

The 3m stub mast has a collar half way between the mast and antenna to which guy lines are attached. These are secured to various structures at the boundary of the property. I'd found that in the wind and without guy ropes, the top section of the mast rattled inside the bottom section.

The photograph of Fig. 2 shows the method I use to secure the winch handle in everyday use. On a cautionary note, the winch supplied by Tennamast does not have any means of braking when the mast is being lowered.

Great care is needed during lowering of the system to avoid serious injury. Should you let go of the handle, while lowering the mast, it will spin out of control, possibly leading to serious damage.

In conclusion, the mast, constructed of square section galvanised steel, certainly gave the impression of a quality item. And in

recent gales the structure has withstood 60kt (100+kph) winds and showed no signs of undue movement or damage.

At the time of writing the short Adapt-A-Mast costs £228, carriage £25. A longer version is available, along with a friction brake if this is required.

Tennamast Scotland Ltd may be contacted






Fig. 3(below/right): A little bit of 'greenery' hides the impact of the mast at ground level. The bracket make a good lashing point for the ladder.

Fig. 1(below): The hole for the Rawlbolt should be made in the body of the brick, not the mortar joint. But do not over tighten the bolts, or you'll split the bricks!




at: 81 Mains Road, Beith, Ayrshire KA15 2HT. Tel: (01505) 503824.

For details of the price and availability of the CobWebb antenna contact Steve Webb G3TPW of SRW Communications Ltd., The Green, Swinton, Malton, North Yorkshire YO17 0SY. Tel: (01653) 697513.

PW



Memory Morse Keyer - The MFJ-490



By John Goodall G0SKR

Morse enthusiast John Goodall G0SKR assesses a menu driven Morse keyer and it's obvious he enjoyed the job!

Among the many Morse keyers I've had the pleasure of assessing, some I liked and some I didn't. And the MFJ-490 Menu Driven Memory Keyer/Bencher Paddle assembly was a keyer I really liked.

The MFJ-490 is a combined memory keyer built onto a Bencher paddle. The final of the unit is not much larger than the Bencher paddle itself. Measurements, excluding the protrusions of the volume, speed knobs and paddles, are 105 x 112 x 75mm.

The housing containing the keyer unit and controls, sits comfortably on top of the Bencher paddle's base. The front of the unit rests against the pivot ring assembly of the paddles.

On the left side of the housing are located the push **On/push Off** power switch, and two rotary controls. One controls the volume of the unit and the other the keying speed.

And on the top surface of the unit you'll find six push-to-make switches along with three red and one green l.e.d.s. These control the Menu driven Memory Unit.

At the rear of the unit is where the external d.c. power connection, along with the keyer output is mounted. The d.c. connection is of the standard 2.1mm type of coaxial plug, and the output from the keyer is the familiar phono socket.

The external d.c. voltage supply requires a minimum of 250mA at 12-15V. However, it can be powered from a standard 9V PP3 battery mounted



internally (this isn't supplied).

Host Of Features

I think the MFJ-490 is compact and 'tidy' and the unit has a host of features available to the operator. These include four dedicated memories, each allowing a total of 48 characters and a built-in Morse Code Tutor.

The tutor provides random letters, words, numbers and procedural signals. (The random words are up to and including eight characters in length).

Other features provided on the MFJ-490 include: Auto-increment serial numbers along with adjustable sidetone frequency and volume controls. There's also an Output tune mode, to allow for the tuning up of the transmitter and positive or negative keying can be selected.

The operator can also select Enable/disable active output from the keyer. This is to allow practice with the unit still coupled up to the transceiver.

Adjustable parameters include the sending speed. This is variable from 5-100w.p.m. (that's knocking on a bit folks) with weighting adjustable from 5 to 95%.

The MFJ-490 keyer can be used with modern solid state transceivers, and also with the older bottle fed

(valved) variety. The simple moving of an internal jumper is the only modification needed to enable the unit to be used with the latter.


Sophisticated Simplicity

Even for such a sophisticated piece of technology, the MFJ-490 is simplicity in itself to operate. On the top surface of the unit are situated the single row of push-to-make switches. These function buttons are marked **F1 - F5**, with a sixth marked **Menu**.

In a row above the Menu button are four l.e.d.s, marked **A, B, C** and **D**. The A l.e.d. being green and the others being red.

Pressing the **Menu** button one or more times, activates one of the l.e.d.s. To the left of each l.e.d.s are five items that can be selected, simply by depressing one of the function buttons.

For example, with l.e.d. B illuminated and pressing button F4, allows you to pre-set the frequency of the sidetone. All the functions clearly listed on the top of the unit be similarly set or adjusted.



Continued on page 28

Memory Morse Keyer - The MFJ-490

Continued from page 27

Four messages of up to 48 characters in length can be stored in the MFJ-490. When Menu A i.e.d. is illuminated, Functions F1 - F4 can be used for storing and replaying messages.

Pressing and holding briefly one of the F1 - F4 buttons, prompts the unit to send 'GO' to you in code. The MFJ-490 is then ready to accept your message.

Whilst sending your message with the paddles, the unit recognises spacing between words. It then sends 'W' to you, indicating such a space.


Upon completion of your message, simply press (briefly) the relevant function button, and the job is complete. The unit responds by sending the end of message character AR barred.

If a mistake is made while entering the message, simply enter the correction character (8 dits) and the unit corrects the error. If the message is too long, the unit responds by interrupting with the end of message character.

Keyer & Tutor

The MFJ-490 is not just a memory keyer, but also a Morse tutor. By simply entering the Random Code mode, F5 'D', the unit becomes a tutor.

Random letters, numbers, punctuation and procedural characters, words, can all be sent from this unit. Even the Farnsworth



mode can be used. (This method sends the characters at a set speed and only the gap between characters is lengthened or shortened).

The MFJ-490 also has the ability to send random selected characters, selected from groups of six letters, numbers, punctuation or procedural. The following list is a selection of some of the items that the MFJ-490 allows the operator to vary: (see list in panel on the right).


Joy To Use

I found operation of the MFJ-490 unit to be exceedingly easy and a joy to use on air. The whole unit is nice and heavy it weighs in at over 700gm (approaching 2lb), so there's no need for any Blu-Tac or other such medium to keep the paddles from wandering all over the shack!

I've a birthday coming up shortly, and have deliberately left the MFJ-490 lying around the shack, kitchen and lounge to drop subtle hints to the 'station manager'. I was highly impressed with this unit and feel it would be an asset to any well equipped shack.

The MFJ-490 Menu Driven Memory Keyer Paddle is available from **Waters & Stanton** of 22 Main Road, Hockley, Essex. Tel: (01702) 206835, FAX: (01702) 205843 and I thank them for the loan of the review model. The MFJ-490 is priced at £169 plus £5 P&P (there is also a version available without the paddle key in the form of the MFJ-409X for £109 plus P&P) and in my opinion is well worth every penny.

PW



Speed	Allows the unit to be programmed to whatever parameters of speed the operator wishes to use. This varying between 5 and 100 wpm.
Weight	Allows the unit to be modified as to weight of code.
Sidetone	Allows the frequency of the sidetone to be fully varied to suit the operator.
Tune	Allows a constant key note to be sent to the transceiver to facilitate tuning.
Semi-Auto	Switches between bug and normal mode of operation.
Iambic	Toggles between Iambic and Non Iambic.
Queue	Switches internal buffer on or off.
Sidetone	Switches internal speaker on or off, but not affecting the normal unit responses.
Output	Allows the unit to be isolated from the transceiver to allow practice.
Serial No.	Allows a current serial number to be programmed.
Iambic A/B	Toggles between Iambic A or Iambic B.
Paddle Rev.	Changes the relevant paddle dit or dah assignment.
Hand Key	Allows the unit paddles to be used as a straight key.

antennas in action

■ NEWS & PRODUCTS ■ QUESTIONS & ANSWERS ■ ANTENNA WORKSHOP ■ REVIEWS ■

Pump-Up The Volume

The very popular *Antenna Compendium* series from the ARRL has now reached volume 5. Editor **Dean Straw N6BV** and his assistant editor **Rich Roznoy KA1OF** have managed to find more antennas and techniques to publish in the ongoing series of

antenna books *The ARRL Antenna Compendium Vol 5*.

There are eight sections in this 200-page A4 sized book as well as a 3.5in IBM PC (or compatible) disk with antenna data and programs. The sections are

'80 and 160-Meter Antennas', 'VHF/UHF' Antennas, 'Antenna Modelling', 'Multiband Antennas', 'Propagation and Ground Effects', 'Measurements and Computations', 'Special Antennas' and 'Antennas Tuners, Baluns and Transmission Lines'.

There are many new designs of antenna appearing in this, the latest in the series, book. Find out how to build



Handbag Mobile

Sandpiper Communications can now supply a 'handbag' sized portable antenna that can be used to cover all bands from 3.5 - 144MHz with just the one antenna. The new Sandpiper Mobile - Portable Base antenna now has a telescopic top section and a wider, but shorter, base loading coil.

The new antenna would make an ideal holiday antenna with the addition of a clamp to fit on an Hotel balcony. The 'Handbag-sized' portable antenna costs £65 and is available from Sandpiper Communications at **Units 5/6 Enterprise House, Cwmbach Industrial Estate, Canal Road, Aberdare, Mid-Glamorgan CF44 0AE** or Tel: (01685) 870425.

the 'Hentenna' a new 'miracle' wire antenna from JF6DEA, a full sized discone for h.f. working or a trapped delta loop for 3.5, 7 and 10MHz working. These antennas and many more may be found in this new addition to the 'Antenna Compendium' series.

The ARRL Antenna Compendium Vol 5 is available for **£16.50 +£1 P&P** from the **PW Book Store** on (01202) 659930.

Hiyo Silver!

A new silver plated brass PL259 is now available from **Westlake Electronics**. Manufactured in high quality silver plated brass, the PL259 plug is made to accept all 10mm diameter coaxial cables. To counter the problem of poor insulation materials found on many cheaper PL259 plugs, the **gold-plated** centre contact pin is set into a ptfé block. The new ptfé insulator withstands the heat of repeated soldering very well, and doesn't absorb

water if used outside.

As some of the larger diameter coaxial cable may be difficult to wire up, the gold-plated centre contact pin has a slightly larger hole through it, making it much easier to assemble and solder up. Suitable for coaxial cable such as: RG8U, RG213U, RG214U, URM67 and Westflex 103, the plugs are available from **Westlake**

Electronics, West Park, Clawton, Holsworthy, Devon EX22 6QN at a cost of **£1.50 each** plus **£0.75p P&P** for any quantity.

Or you can telephone them on (01409) 253758, or FAX on (01409) 253458.



Silver and gold make a good contact in a PL259 Plug.

contents

News & Intro	29
High As A Kite by Alec Adams G3YOA	30
Tex Topics 'Tex' Swann G1TEX	37
Antenna Workshop by John Heys G3BDQ	38
Tex Topics - continued	40

**8 pages of
antennas**

welcome to AiA!



Welcome to the third issue of *Antennas in Action*, the bi-monthly section of *Practical Wireless* featuring radio related items that start after the r.f. output socket of your rig: be it cable, feeder, accessory or antenna.

In 'Antenna Workshop', **John Heys G3BDQ** features a small antenna to cope with

high levels of noise on 'Top-Band' reception. There's an article on getting the best signal from a kite line, just right for that field day you wanted to try, and of course there's some A-i-A news, but I start 'Tex Topics' by wearing sack-cloth and ashes.

But don't forget, to make A-i-A successful, we want your ideas. To learn we have to listen, but someone has to talk while we listen. Let's do both in this section.

GITEX

high as a kite

The first thing to consider, when thinking about using a kite to haul an antenna up, is the frequency band, or bands, which are to be worked. A single band antenna is the simplest but requires changing if a band change is required. When using kites to haul the elements into the air, weight becomes the greater problem.

With a kite as a support, no end insulators are required, and even the centre insulator at the feeder termination need only be basic and lightweight. The centre insulator I've used over the past years is the standard small 'choc block' type. This type of connector is also useful when making quick repairs. The next problem is wire type. With my system, I use aluminium wire of approximately 1.5mm (16-18s.w.g.). Soft wire is possibly the best, but can stretch, but there is a hard drawn aluminium wire readily available in the form of metal-inert gas (MIG) welding wire.

By and large the greatest weight problem is the antenna feeder. I've seen UR67 being used to feed kite lifted antennas, needless to say it wasn't very successful, a large expensive kite

Kites are a superb method of erecting temporary antennas of various types, Alec Adams G3YOA get to grips with hoisting the antenna by kite.

had to be used. I usually use slotted ribbon feeder which is both lightweight and has a low wind resistance reducing drag. I decided to construct a windom antenna requiring a 300Ω feeder with a 6:1 balun between feeder and coaxial cable feeder the overall idea is shown in Fig. 1. But let's start with the antenna and lifting line. Select a braided line of 50-75kg breaking strain, and about 2mm diameter. Fold back the wire for a length of about 300mm and press the fold to the width of approximately 2mm. This gives a rounded end to act as bobbin to prevent snags

inside the braided nylon line. At a point some 15-20m from the kite end of the line, open up a hole in the braided line. In the direction away from the kite end start thread the wire into the line. After about 28m of wire, bring the wire through the wall of the line. This is going to be the feed point of the antenna.

Make another entry hole about 4mm along the line and reinsert the

folded end of the wire. Push a further 14m of wire into the braided line, then bring the wire out again. Now the wire can be clipped off at the original entry point, leaving just the wire in the braided line.

To re-tension the line to bring out any slack which may have occurred, tie the kite end to a convenient post and with a gentle tension on the whole line, work any slack and wrinkles out. Once this is done the line is then pulled to pre-stretch back to the original shape, this is needed mainly when soft alloy wire is used to prevent further stretching in use. Any change in length changes the resonant frequency. At last, when this is done, the antenna tuning can start.

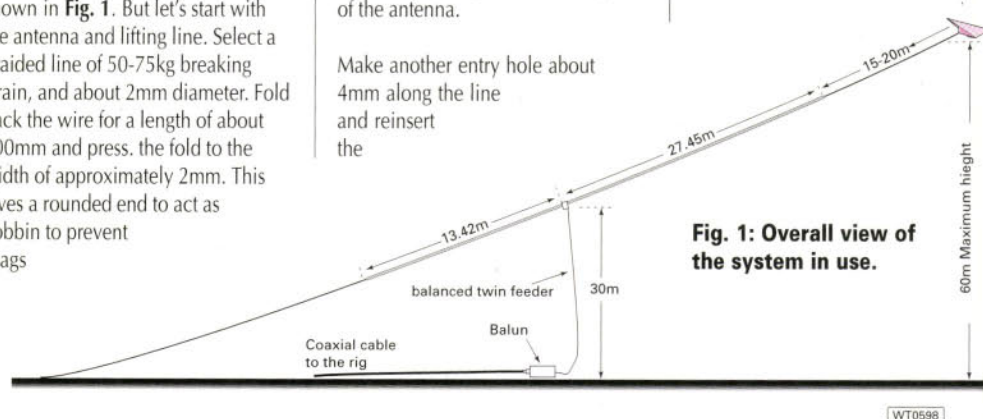


Fig. 1: Overall view of the system in use.

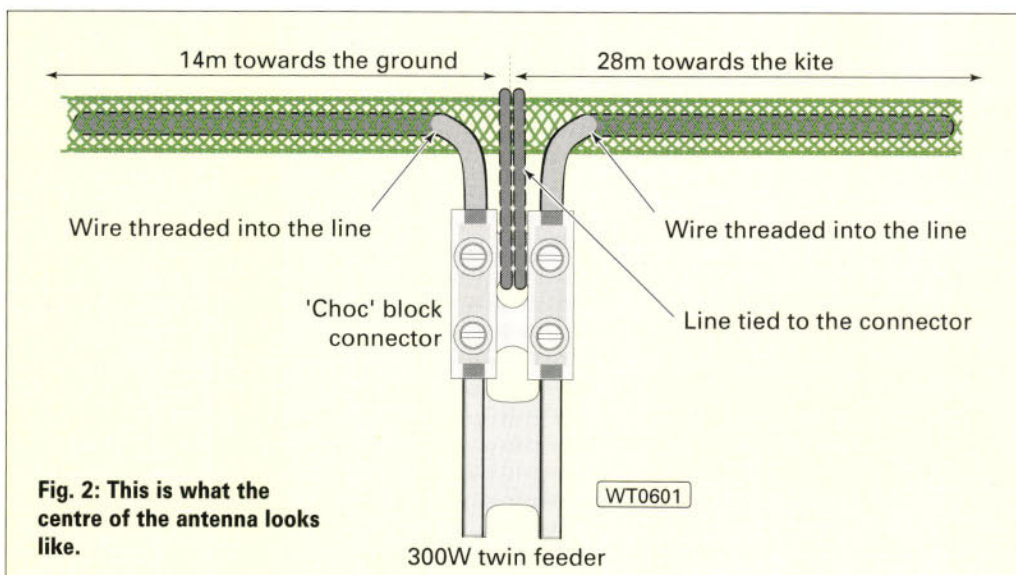


Fig. 2: This is what the centre of the antenna looks like.

Tuning the antenna really just means cut to the correct length measuring from the centre point. Measure in both directions the required length for the antenna as shown in Fig. 1. At these points mark the line with pen and prising the braid apart, find and cut the wire and remove the surplus. The braid is then pulled over the cut end. These steps are then repeated at the other end.

The centre is simply cut and the loose ends fed into a choc block right through both screws and then cropped off. The choc block can be tied to the braid between the two wires to take the strain off the feeder, Fig. 2.

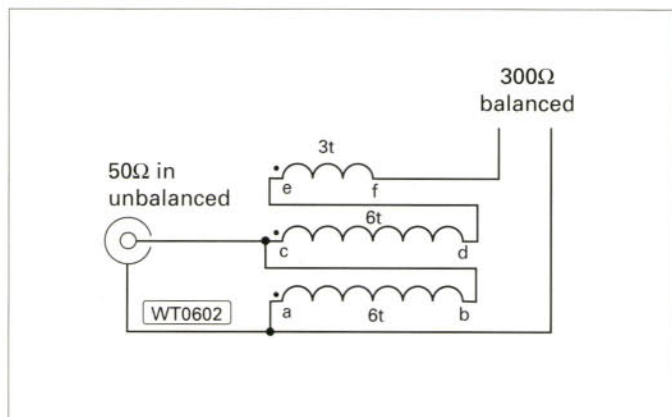


Fig. 3: The 1:6 balun consists of three windings.

Make A Balun

Now we need to make a balun because we're using a 300Ω twin line, fed from a 50Ω coaxial cable. The impedance stepup requires a 6:1 balun, although often a 4:1 is used. Here's a good design for a 6:1 balun, shown in Fig. 3, using two 37mm toroids (the type used in r.f.i. filtering). These are bound together with either four layers of glass fibre transformer tape or two layers of tightly wound insulation tape. The windings require three lengths of 1.6mm (16s.w.g.) enamelled copper wire.

Each winding is put on separately and covers approximately 3/4 of the

core. First, six turns of wire spaced evenly, then the second winding is put close, approximately 1 wire thickness away from the first and then the third winding is put on starting from one end and finishing approximately in the centre. After making sure the windings are equidistant from each other and the tails are shaped to come off the centre of the edge of the toroid, Fig. 4.

The joints should be cleaned and whipped using thin copper wire and then soldered, making a neater joint.

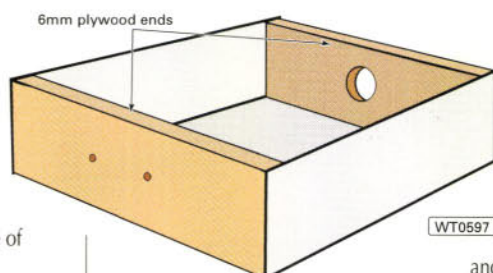


Fig. 5: A suitable box to contain the balun in use. It should be sealed completely against moisture.

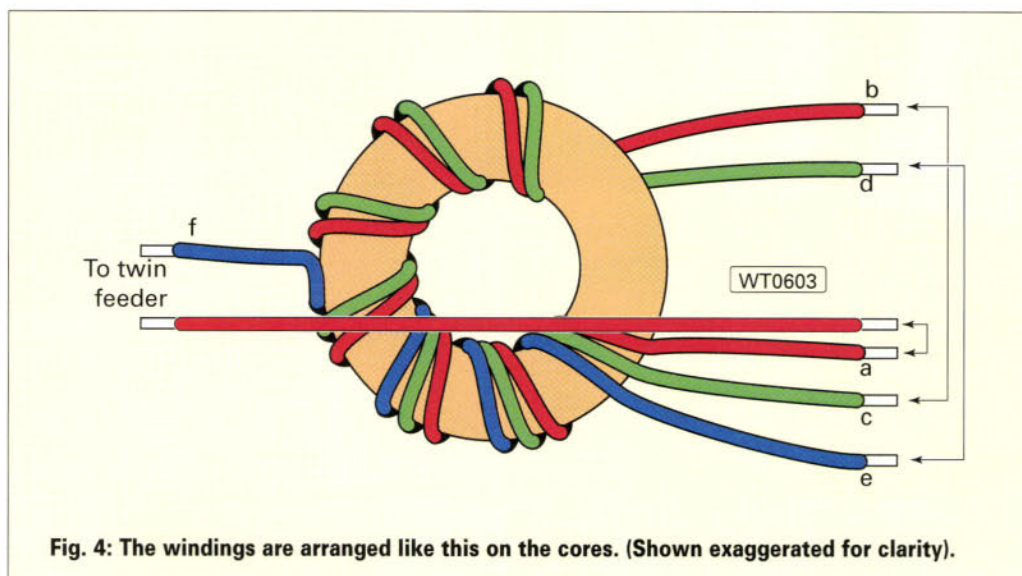


Fig. 4: The windings are arranged like this on the cores. (Shown exaggerated for clarity).

After checking the balun dip it into varnish, given three coats to prevent moisture affecting the coils. I found that my prototype had a very low s.w.r. over the 1.8-30MHz range.

The final assembly can now be carried out, the balun should be put in a box or container. The ideal box is the type used for potting assemblies. But I've found that a box made from old plastic conduit with plywood ends works well, Fig. 5. Two holes are made in the lid for 300Ω feed. The box could be sealed using mastic tape sealer. Be careful not to get any of the sealant on the copper wire as some contain acetic acid that could etch away the copper.

Make A Kite

Now let's make a kite, which is easy to construct and fairly stable in flight. I've found that the best overall capability is the Delta. The Delta is made basically from a square piece of Ripstop nylon, (from sailmakers). It is cut diagonally giving two equal triangles as shown in Fig. 6. The outline and dimensions given include seams and hems.

The leading and trailing edges are sewn first, making sure that the two wings are mirror images, eg. the two seams are facing upwards when they are laid out flat, side by side in their final positions. Next, three strips of Ripstop cut 100x40mm make the 'D' ring anchors and tail anchor, Figs 7 & 8. The strips are folded four times and sewn along each side and finally giving a re-enforced strip 100x10mm.

The leading edges are folded over making a pocket 20mm wide for spars through the whole length of the leading edge, also sewing across the end of the pocket to seal it and preventing the spar from falling out. Two cuts, one on each side are made in the pocket 165cm from the trailing edge to allow the spars to be fitted or replaced if broken at a later date.

The cross spar loops are then sewn in position being careful to have the measurements the same on each side. The loops are placed either side of the pocket and sewn along the previous seam and then a box where the 'D' ring strip meets the kite, see Fig. 2, but don't forget to fit 'D' ring first!

The keel is next, a piece of spare Ripstop is sewn using zig-zag stitch onto the area where the towing eyelets are fitted, this gives strength, Fig. 9. The next step is to hem the two leading edges, also folding the extra reinforcing.

The three towing eyelets are fitted, the holes are made using a soldering iron, this method reinforces round the hole and prevents fraying. The two wing sections and the keel are

high as a kite

antennas in action




Fig. 6: The kite wings are made from a square of Ripstop Nylon cloth. The hems are shown dotted.

placed on top of each other with the keel in the centre and the wing hems facing inwards, the three sections are then sewn together, pins may be used to hold them together as Ripstop is fairly slippery.

The wings are then folded back so they lay on top of each other with the keel in the opposite direction and a second seam is now sewn 20mm from the first seam, remembering to insert the third strip of Ripstop into the trailing edge end of the pocket, before sealing up the pocket by sewing across the seam, see Fig. 4 and Fig. 5.

The two leading edge spars are now fitted to the wings and the spine down the centre pocket from the front point of the kite. The end is now sewn across to prevent the spine from coming out in flight. The cross spar is now measured for a good fit

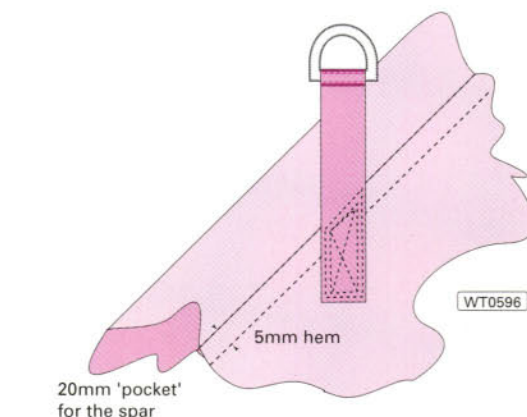


Fig. 7: The 'D' rings are fitted onto the wings like this. Make sure it's a mirror image on the other wing.

between the 'D' rings and is cut 20mm longer with a 10mm cut in each end for the 'D' rings to fit in. The ends just below the cut are whipped with thread to prevent the

cross spar from splitting. It is then coated in varnish for protection. The three anchor eyelets are to be used in different wind strengths, this gives extra stability. A tail can also be

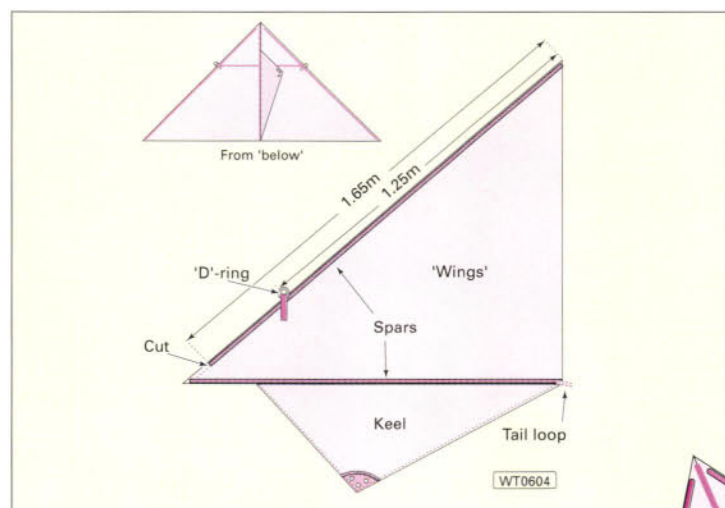


Fig. 8: Two views of the kite to help with visualising what it should look like before the bracer spar is fitted. Folded up in this form it occupies little space.

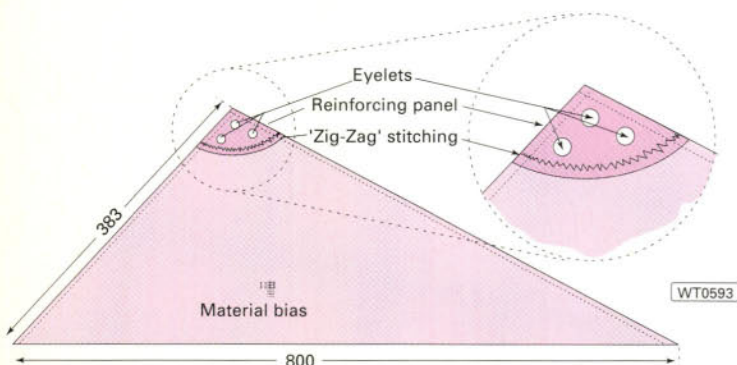


Fig. 9: The layout of the keel of the kite. See the text for method of making it.

fitted for stability to the extra loop on the centre of the trailing edge and a tail can consist of a strip of Ripstop 50mm wide and approximately 10 times the length of the spine.

Another type of tail can be made of strips of Ripstop 150x50mm tied onto a length of braided nylon, this looks like the traditional bow tie and this is also approximately 10 times the length of the spine. The illustration of Fig. 10 should

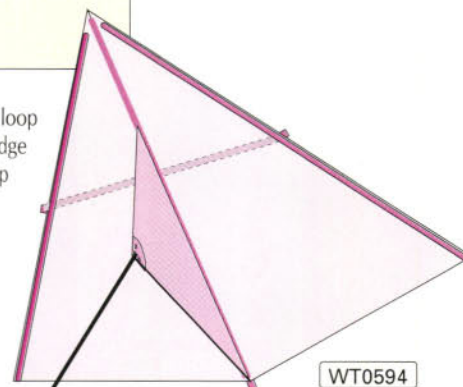


Fig. 10: From below, in flight the delta kite looks like this.

give you an idea of what the kit should look like in flight.

Remembering once again that, without CAA clearance, a kite may be flown at a maximum height of 60m (200') above ground. **Do not fly near overhead wires or fly over public roads** and also make sure that if the kite should land on its own there is sufficient room to do so.

So.....get flying on the bands!

aa

PW PCB SERVICE

PRACTICAL WIRELESS PCB SERVICE

Printed Circuit Boards for *Practical Wireless* constructional projects are available from the Practical Wireless PCB Service.

The boards are made in 1.5mm glass-fibre and are fully tinned and drilled.

When ordering PCB's please state the article title, magazine cover date and the board number.

Mark your envelope **Practical Wireless PCB Service**.

Cheques to be crossed and made payable to: **Badger Boards**.

Please print your full name and address in block capitals and do not enclose any other *Practical Wireless* correspondence with your order.

Please allow 28 days for delivery.

Send orders and remittances to:
**Badger Boards, 87 Blackberry Lane,
Four Oaks, Sutton Coldfield B74 4JF.
Tel: 0956 374918**

Telephone
**01202
659930**
to find out how
you can
subscribe to
*Practical
Wireless*
every month!

The Complete Collection from Datong Electronics.

For further details on the items below please call us for a catalogue and data sheet.

AD270 Indoor Active Antenna (includes PSU)	£70.44
AD370 Outdoor Active Antenna (includes PSU)	£93.94
V.L.F. Converter (10kHz - 500kHz)	£46.94
V.H.F. Converter (144MHz - 146MHz)	£55.17
RFA Low Noise Amplifier (5MHz - 200MHz)	£50.47
D70 Morse Tutor	£76.32
FL3 Audio Filter	£152.69
ASP Speech Processor (specify type of rig when ordering)	£117.44

The above prices include VAT at 17.5% and shipping within the U.K. Mainland.

Payment can be made by Visa, Mastercard, Switch, Cheque, Postal Order and cash (but don't send that in the post).

You are advised to call us before ordering to ensure we have the goods in stock.

**For Converters, Filters and Active Antennas call now for
a catalogue**



Datong Electronics Ltd

**Clayton Wood Close, West Park, Leeds. LS16 6QE
Tel: 0113-274 4822 Fax: 0113-274 2872**

Practical Wireless, May 1997



HATELY ANTENNA TECHNOLOGY

1 Kenfield Place, Aberdeen AB15 7UW

TEL OR FAX **01224 316004**

GM3HAT

DUAL MODE LOOPS

Suitable for the smaller garden.

DML 1.9/14 size 5m (16ft) square.

Top band & twenty metres 400W **£68 inc.**

MPDML 1.9/14 same size, same bands 100W £56 inc.

DML 3.6/21 size 3.5m (12ft) square.

Eighty metres & fifteen metres 400W **£56 inc.**

All our other products are still available. Write, telephone or fax for details

INST CASE Small all metal case size 95x125x220mm £9.50 ea or 2 for £17.50.
CRT size 60 x 55mm P.I trace suit scope with information. £14.50.
SPK MIKES Racal for Army Clansman series equip, personnel radio type with lapel clip as TNC Ae sk plus short lead with TNC plug, press to talk swt, with 7 pin Clans plug £12.50 ea or 2 for £20.50 for £40 also Sorno slim style hand mike with pre-amp £7.50. **CASS RECORDER** Sanyo for use as individual language lab unit or normal two chan unit, as Stud/Teacher controls, int spk, with head/mike set mains or int batteries with inst £45. **MORSE LAMPS** for Navy use 5" mirror reqs 12/24V lamps not available £15.50. **RADIO KIT** Sorno 68/88 megs boot mt 12/24V with accs some crystals tech info etc. £34.50. **SPEAKER** Army AFV 2.5 ohm metal case 5/8" dia £14.50. **PHONES** Desk or wall mt push button BT compat made for MOD fitted privacy button otherwise standard £9.50. **W. M. HEADS** 1.9 to 5Gz with charts res 50/100Ua meter £24. **WATTMETER** gen purpose AF 200 U/Watt to 6 watts, 5 ohms to 20K ohm (CT44) £28. **VIDEO PHONES** door security system see list £85.

Above prices are inclusive. Goods new or good condition.

2 x 26p stamps for list 62/1

A. H. SUPPLIES

Unit 12, Bankside Wks, Darnall Road, Sheffield S9 5HA

Tel: 0114-244 4278

Due to the fast turn around of popular secondhand items, readers should check on availability of advertised stock. In other words...if you spot something you fancy...don't delay or you could miss it!

Traders

YOUR GUIDE TO SECOND-HAND EQUIPMENT

WATERS & STANTON

01702 206835

PLEASE NOTE SECONDHAND ITEMS COME WITH FULL 3 MONTH PARTS & LABOUR GUARANTEE. FOR MORE INFORMATION PHONE ANDY TIETJEN 01702-206835 OR FAX 01702-205843.

HF TRANSCEIVERS

ICOM IC-726 HF & 6m transceiver (100w, 10w) £599
KENWOOD TS-850SAT HF base station with internal ATU P/Sale £1295

KENWOOD TS-450SAT HF base station with internal ATU £999

KENWOOD TS-120S 100w HF transceiver £299

KENWOOD TS-530S 100w HF transceiver £329

TENTEC SCOUT 50w HF transceiver inc 20.15m £449

YAESU FT-757GXII 100w all mode HF transceiver £569

YAESU FT-301 HF transceiver 100w, 10,15,20,40,80, 160m £249

VHF/UHF TRANSCEIVERS MOBILE / BASE STATION

ADI AR-146 2m 50w FM mobile £149

ALINCO DR-112E 2m 25w mobile inc boom mic £139

ICOM IC-820H 2m/70cms base station £950

KENWOOD TR-751E 2m 25w multimode £469

KENWOOD TR-851A 70cms 25w multimode £549

KENWOOD TM-251E 2m 50w FM mobile with 70cms RX £299

YAESU FT2500M 2m 50w mobile transceiver £229

YAESU FT-726R 2m/70cms/6m base station £729

VHF/UHF TRANSCEIVERS

HANDHELDS/PORTABLE

ADI AT-450 70cms handheld £99

ALINCO DJ-580 2m/70cms handheld £269

ALINCO DJ-F1E 2m handheld £149

ALINCO DJ-S1E 2m handheld £129

ICOM IC-2SE x2 2m handheld £99

ICOM IC-T42E 70cms handheld £189

ICOM IC-T21E 2m handheld £139

ICOM IC-W31E 2m/70cms handheld £299

KENWOOD TH-48E 70cms handheld £269

KENWOOD TH-78E 2m/70cms handheld £289

KENWOOD TH-22E 70cms handheld £179

YAESU FT-415 2m handheld £129

YAESU FT-530 2m/70cms handheld £269

YAESU FT-23R 2m handheld £99

YAESU FT-40R 70cms handheld £229

STATION ACCESSORIES

DAIWA EA2080 2m 80 handheld amplifier £99

DIAMOND SX-100 VSWR & power meter 1.6-60MHz

3Kw rating £79

DIAMOND SX-200 VSWR & power meter 1.8-200MHz £59

DATONG RFA 0.5-200MHZ pre-amplifier £25

DATONG DCJ/144/28 2m to 10m RX converter £20

DEWSBURY Morse tutor £69

ICOM RM-2 Remote controller £49

ICOM IC-AT160 HF automatic tuner for Icom transceivers £169

ICOM AG-25 2m mast mount pre-amplifier (Never used) £75

JPS ANC-4 focal noise reducer £109

JPS NTR-1 Add on noise reduction unit £109

KENWOOD VFO-120 Add on VFO for TS-120 & TS-130 £39

KENWOOD MC-85 Desk microphone £89

KENWOOD MC-60 Desk microphone £45

MFJ 204 HF antenna tuning bridge £59

MFJ 207 HF SWR analyzer £59

MFJ 208 VHF SWR analyzer £79

MFJ 752C Tuneable audio filter £59

MFJ 722 SSB & CW filter unit £139

LOWE ELECTRONICS

0117-931 5263

HF TRANSCEIVERS

Icom IC 726 HF transceiver with 6m £625

Icom IC 728 HF transceiver £550

JST135 HF Transceiver £975

Kenwood TS830S HF Transceiver £595

Kenwood TS940S HF Transceiver £1099

Yaesu FT990 HF Transceiver £1050

DATA COMMS

Kantronics KAM Multimode TNC £185

Kantronics KAM PLUS Multimode TNC £299

VHF/UHF TRANSCEIVERS

Alinco DJ500E Dual Band Handheld £249

Alinco DJ560 Dual Band Handheld £199

Alinco DR599 Dual Band Mobile £425

Icom IC 24ET Dual Band Handheld £269

Icom IC505 6m Portable SSB Only £250

Icom ICW2E Dual Band Handheld £249

Kenwood TH205E 2m Handheld £159

Kenwood TH78E Dual Band Handheld £290

Kenwood TH79E Dual Band Handheld £295

Kenwood TM732E Dual Band Mobile / detachable front panel £380

Kenwood TR2500 2m Handheld £140

Yaesu FT470R Dual Band Handheld £259

Yaesu FT2200 2m FM Mobile £289

Yaesu FT4700RH Dual Band Mobile with detachable front £375

Yaesu FT690R2 6m Multimode Portable £399

Kenwood TM732E Dual Band Mobile / detachable front panel £380

Kenwood TR2500 2m Handheld £140

Yaesu FT470R Dual Band Handheld £259

Yaesu FT2200 2m FM Mobile £289

Yaesu FT4700RH Dual Band Mobile with detachable front £375

Yaesu FT690R2 6m Multimode Portable £399

HF RECEIVERS

Icom ICR71E HF Receiver £550

Kenwood R1000 HF Receiver £250

Kenwood R2000 HF Receiver with VHF conv. £495

Kenwood R5000 HF Receiver with VHF conv. £750

Low HF225 HF Receiver with all accessories £345

Low HF225 Europa HF Receiver £450

Sony ICFSW55 World band Portable

Yaesu FRG7 HF Receiver £125

SCANNERS

AOR AR1000 Handheld £169

AOR AR2001 Base Scanner without PSU £159

AOR AR2700 Handheld Scanner £160

AOR AR2800 Base Scanner with SSB £195

Icom ICR7000 Base Scanner £650

Icom ICR1 Handheld Scanner £199

Yupiteru MVT5000 Handheld Scanner £169

Yupiteru VT225 Airband Scanner £195

Items are held at various branches, please contact our Cambridge branch for further details on 01223 311 230

MULTICOMM 2000

01480 406770

YAESU FT-290 + NICADS£235

ICOM IC-2000£259

ICOM IC-R100£375

ICOM IC-255E£125

KW MATCH£39

YAESU FRG-9600 + HF£299

AOR AR-3000£399

AOR AR-3000A£550

MML 144/25£40

AEA DSP-232£289

KAMTRONICS KAM£225

YAESU FC-707£90

ERA MICROREADER£89

GRUNDIG YB-650£350

ICOM IC-2KL£799

DRAE WAVEMETER£20

YAESU FT-767GX£669

YAESU FT-736GX£995

YAESU FT-757GX£525

YAESU FT-747GX£425

RACAL RA-1772£550

ICOM IC-720A£350

YAESU FT-101ZD£350

YAESU FT-101E£200

ICOM RM-3 REMOTE£50

TONNA 9000E + MON£250

MOMENTUM MCL-1100 + MON£249

YAESU FT-ONE£599

YAESU FT-980£595

YAESU YO-100 SCOPE£90

JRC NR-535£799

JRC NR-535£899

JRC NR-535£925

JRC NR-525£550

KENWOOD MC-85£80

ICOM IC-740£350

ICOM ICR-7000£575

ICOM ICR-7000£650

TENTEC SCOUT 20/40£300

KENWOOD R-5000 + VHF£675

YAESU FT-101ZD£350

YAESU SP-901 SPEAKER£90

YAESU FT-890£625

YAESU FT-890£659

DRAKE SW-8 + VHF£440

DRAKE R-8E£679

KENWOOD R-2000£325

KENWOOD TS-120S£295

ICOM IC-R7100£659

ICOM IC-R7100£745

ICOM IC-R7100£825

ICOM IC-745£550

LOWE HF-150£245

LOWE HF-150£275

LOWE HF-225£289

LOWE HF-225 EUROPA£399

YAESU FT-709£140

ICOM IC-2GE£100

YAESU FT-470£195

STANDARD C-528£190

ALINCO ALM-203£110

SONY 2001D£205

AOR AR-1000£130

BEARCAT 200XLT£110

AOR 1500EX£135

NEVADA

01705 662145

ALINCO DJ-100£99.00

ALINCO DJ-180£150.00

ALINCO DJX-1£225.00

AOR AR-7030£625.00

AOR AR-800E£125.00

AOR AR900£140.00

BEARCAT 350A£99.00

DAIWA PS304 II£99.00

ICOM IC-725£595.00

ICOM IC-W2E£250.00

ICOM IC-728£695.00

ICOM R-72£675.00

ICOM T-7E£245.00

JST 100 COMPLETE£525.00

KENWOOD TH-28E£199.00

KENWOOD TH-45E£145.00

KENWOOD TH-79E£299.00

KENWOOD TH-215E£145.00

KENWOOD TM-221£199.00

KENWOOD TM-241E£225.00

KENWOOD R-2000£395.00

KENWOOD AT-50£225.00

KENWOOD TS-120V£279.00

KENWOOD TS-50£675.00

KENWOOD TS-850S£1150.00

KENWOOD TS-930S£699.00

KENWOOD TS-940S£899.00

LOWE AP 150£155.00

LOWE HF 150£269.00

LOWE PR 150£165.00

N.A.G. 144 XL AMP£345.00

NEC SPEAKER/CLOCK£69.00

REALISTIC 2036£179.00

REALISTIC PRO-50£69.00

SANGEAN ATS-803A£85.00

SATCOM P40 (PAIR)£149.00

STANDARD AX700£279.00

TEAM 3004UK£125.00

TEAM 3100 UK£95.00

TRIO TR-2200£99.00

YAESU FRG-8800£499.00

YAESU FRG-7£185.00

YAESU FL-2500£79.00

YAESU FT-ONE£645.00

YAESU FT-102£499.00

YAESU FT-101B+VFO£255.00

YAESU FT-107£499.00

YAESU FT-290 II£375.00

YAESU FT-5100£399.00

YAESU FT-51R£315.00

YAESU FT-757GX£499.00

YAESU FT-790R£325.00

YAESU FT-840 FM£659.00

YAESU FT-980£625.00

20 METRE HANDY£195.00

Traders' Table

YOUR GUIDE TO SECOND-HAND EQUIPMENT

ARC EARLESTOWN 01925 229881

HF TRANSCEIVERS

Yaesu FT-900AT.....	£950
Yaesu FT-840 boxed _ VC-300DLP.....	£575
2 x Icom IC-765 + speakerfrom	£1500
JRC JST-135HP deluxe + PSU (opt. units incl.).....	£Tel
Yaesu FT-102.....	£475
Yaesu FT-102 + FV-102DM & FC-102	£799
Yaesu FT-747GX + FM/CW filters/FP-757GX.....	£Tel
Kenwood TS-940S + w/shop man/mic.....	£950
Kenwood TS-930S.....	£900

MOBILE/BASE VHF/UHF TRANSCIVERS

Kenwood TS-711E + mic.....	£575
Kenwood TS-700 boxed.....	£Tel
Kenwood TS-700S.....	£450
Kenwood TR-751E boxed.....	£Tel
Icom IC-726 boxed.....	£650
Yaesu FT-290R Mk1 + accessories.....	£225
Navico AMR-1000S.....	£140
Kenwood TM-742 + 10m module as new.....	£625
Icom IC-229 boxed.....	£225
Icom IC-290D.....	£300
Yaesu FT-290R MkII.....	£350
Kenwood TW-4000 boxed.....	£250

RECEIVERS

Icom IC-R7000 + voice synth.....	£750
Kenwood R-5000 boxed.....	£699
Yaesu FRG-100 VGC.....	£399
Icom IC-R71E boxed.....	£599
Kenwood R-1000 boxed.....	£299
Regency MX-7000.....	£Tel
Yaesu FRG-9500.....	£350
AR-2500.....	£275
Drake R-8E.....	£699
Lowe HF-225.....	£375
Trio R-600.....	£250
NRD-525.....	£599

HANDHELDS

Icom IC-M5.....	£150
Alinco DJ-160.....	£150
Kenwood TH-21.....	£99
Icom IC-2SAT + extras.....	£Tel

MISCELLANEOUS

MFJ-1278 + software.....	£225
MFJ-1766 loop antenna.....	£Tel
PK-232 boxed.....	£150
AT-230.....	£175
2 x BP84 filters.....	£30 each
Tokyo HL-37V linear.....	£45
Microwave modules 2m 100W linear.....	£90

PHOTO ACOUSTICS 01908 610625

RECEIVERS

Kenwood R5000 Top of the range shortwave receiver.....	£575.00
Kenwood R5000 c/w VC-20 VHF converter.....	£675.00
Icom IC-R71E Superb shortwave receiver.....	£575.00
Lowe HF-225 Shortwave receiver.....	£329.00
NRD-525 One of the best shortwave receivers made!!.....	£690.00

HF TRANSCEIVERS

Yaesu FT-707 100W 80 - 10M HF transceiver c/w desk mic.....	£329.00
Icom IC-735 100W General coverage transceiver c/w mic.....	£599.00
Yaesu FT-102 100W + 160 - 10M HF transceiver.....	£425.00

VHF/UHF TRANSCEIVERS

Icom IC-2350H 2m/70cms 50/35W Transceiver (mint cond).....	£399.00
Kenwood TM-701E 2M/70cms 25W Transceiver. (mint cond).....	£329.00
Kenwood TM-251E 50W 2M Mobile (complete and as new).....	£279.00
Icom IC-28E 25W 2M mobile.....	£169.00
Kenwood TH-75E 2M/70cms Handheld c/w speaker mic, nicad pack, charger, box & manual.....	£229.00
(NEW) Kenwood TH-22E 2M Handheld.....	£215.00
(NEW) Kenwood TH-42E 70cms Handheld.....	£239.00
(NEW) Icom IC-W21E 2M/70cms handheld.....	£369.00
Alinco DJ-F1 2M Handheld.....	£159.00
Kenwood TH-28E 2M handheld c/w all accessories + case.....	£149.00
(NEW) Icom IC-P2ET 2M handheld.....	£239.00
(NEW) Alinco DJ-180 2M handheld.....	£179.00
Alinco ALM-203E 2M handheld c/w mobile DC adapter/charger. (No warranty).....	£75.00

SCANNING RECEIVERS/ACCESSORIES

Icom IC-R7100 25 - 1300Mhz All Mode Base Station receiver (VGC).....	£899.00
Yupiter VT-225 handheld VHF/UHF airband receiver.....	£149.00
Realistic PRO-39 handheld VHF/UHF scanner.....	£149.00
(NEW) Welz WS-1000 Wideband handheld scanner.....	£299.00
Fairmate HP-200 Wideband handheld scanner.....	£149.00
Yupiter MVT-8000 Wideband scanner (mobile/base) (DEMO MODEL).....	£299.00
ANC-4 Noise canceller (DEMO MODEL) Ideal to use with a shortwave receiver where noise is a problem.....	£169.00
Magellan GPS-38 handheld GPS unit (DEMO MODEL).....	£179.00

SPECIAL OFFER

Motorola S200 Handheld UHF Transceivers c/w battery packs, airtels, slow charger and belt clip.....	£175.00
Motorola S240 (as above but also with VOX capability).....	£195.00

(Postage & Packing, £5.00 per unit)

SHORTWAVE SHOP 01202 490099

HF TRANSCEIVERS

YAESU FT990 ATU. 240V.....	£1350
ICOM IC707. Unused on TX.....	£595
KENWOOD TS940 ATU. VGC.....	£995
YAESU FT757GX +FP757 PSU.....	£450
YAESU FT1. New PAs fitted.....	£475
YAESU FT757GX2. Mint.....	£525
TEN TEC CORSAIR 2. VGC.....	£495
YAESU FT102. VGC. Fm.....	£350
YAESU FT101EE. VGC.....	£225
YAESU FT101ZD. VGC.....	£395
TEN TEC ARGOSY 525 ATU+ PSU.....	£265
KENWOOD TS120S HF Tcvt.....	£295
KENWOOD TS140S+ PS430 PSU.....	£595

VHF/UHF TRANSCEIVERS

KENWOOD TR751E. VHF M/Mode.....	£475
KENWOOD TS711E. VHF M/Mode.....	£595
YAESU FT790Mk1. + M/Mount.....	£235
YAESU FT290Mk1. + M/Mount.....	£225
AZDEN PCS6000 VHF+Airband.....	£175
ICOM IC228H. VHF FM Mobile.....	£225
YAESU FT290 Mk2 c/w FL2050.....	£395
YAESU FT770RH. UHF FM Mobile.....	£175
ICOM IC290E VHF M/Mode.....	£325
ICOM 215. VHF FM Portable.....	£85
ICOM IC2E. VHF FM H/Held.....	£85
YAESU FT227RB. VHF.FM.....	£125
KENWOOD TR7500. VHF FM.....	£95
FDK 750. VHF M/Mode. mint.....	£275
YAESU FT23R. VHF H/Held.....	£110
YAESU FT73R. UHF H/Held.....	£125
YAESU FT203 H/H c/w NC15.....	£135

RECEIVERS

LOWE HF125. HF Rx.....	£295
ICOM ICR72. HF. Rx.....	£575
JIL SX400. VHF/UHF. Rx. PSU.....	£195
ICOM ICR7100 VHF/UHF. Rx.....	£895
KENWOOD R5000 Rx c/w VHF.....	£650

CALL FOR LATEST UPDATE ON USED EQUIPMENT AVAILABLE.

SMC GROUP 01703 251549

HF TRANSCEIVERS

PX TS450S Kenwood.....	HF 100W.....	£1099
PX HL7000B Tokyo.....	HF L/amp.....	£899
PX FT747GX Yaesu.....	HF 100W.....	£449
PX FC700 Yaesu.....	Man ATU.....	£169
PX DX-70 Alinco.....	HF + 6mtr.....	£579
PX TS-50 Kenwood.....	HF mobile.....	£699
PX IC737 Icom.....	HF 100W.....	£1060
LX FTONE Yaesu.....	HF 100W.....	£675
LX FT890AT Yaesu.....	HF 100W.....	£1250
LX IC-706 Icom.....	HF + 2/6m.....	£779
AX FT767GX Yaesu.....	HF 100W.....	£1450
AX FT990 Yaesu.....	HF 100W.....	£1650
AX IC765 Icom.....	HF 100W.....	£1699
RX FT980 Yaesu.....	HF 100W.....	£625
RX FT101 Yaesu.....	HF Valve.....	£260
RX FT102 Yaesu.....	HF Valve.....	£325
RX FT747 Yaesu.....	HF Mobile.....	£450
RX FT107M Yaesu.....	HF 100W.....	£275
RX TS690 Kenwood.....	HF/6m.....	£1175
RX TS440 Kenwood.....	HF 100W.....	£750
RX IC726 Icom.....	HF 100W.....	£850
RX IC761 Icom.....	HF 100W.....	£995

VHF/UHF TRANSCEIVERS

PX FT4700 Yaesu.....	2mtr/70cm.....	£329
PX FT2700 Yaesu.....	2mtr/70cm.....	£279
PX FT290RII Yaesu.....	2mtr port.....	£375
PX FT221R Yaesu.....	2mtr m/mode.....	£295
PX FT2500M Yaesu.....	2mtr mobile.....	£279
PX TS711E Kenwood.....	2mtr m/mode.....	£459
LX DJ580E Alinco.....	2mtr/70cm.....	£245
LX TH21E Kenwood.....	2mtr port.....	£100
AX FT790R Yaesu.....	UHF port.....	£310
AX TM-732E Kenwood.....	2mtr/70cm.....	£525
RX DJ160 Alinco.....	2mtr/70cm.....	£155
RX DJ560 Alinco.....	2mtr/70cm.....	£335
RX FT76 Yaesu.....	70cm port.....	£155
RX FT212RH Yaesu.....	2mtr FM.....	£175

RECEIVERS

PX SW8 Drake.....	HF Gen. RX.....	£445
PX R2000 Kenwood.....	HF Gen RX.....	£375
PX FRG7700 Yaesu.....	HF Gen RX.....	£295
PX AR8000 AOR.....	Scanner.....	£299
PX AR2800 AOR.....	RX M/base.....	£359
PX AR1500ex AOR.....	Scanner.....	£225
PX AR3030 AOR.....	HF RX.....	£475
PX HF150 Lowe.....	HF Gen RX.....	£375
PX FRG100 Yaesu.....	HF Gen RX.....	£449
PX MVT8000 Yupiteru.....	Scanner.....	£269
PX SW-7600 Sony.....	Portable RX.....	£139
PX PRO2006 Realistic.....	B/Scanner.....	£239
LX ICR-72 Icom.....	HF RX.....	£675
LX FRG7700 Yaesu.....	RX + mem.....	£299
AX PRO-80 Sony.....	S/wave RX.....	£120
AX 2001D Sony.....	S/wave RX.....	£169
RX HF225 Lowe.....	HF Gen RX.....	£385
RX AR1500 AOR.....	H/H Scanner.....	£165
RX ICF-7600 Sony.....	Port RX.....	£120
RX NRD535 JRC.....	HF Gen. RX.....	£850
RX FRG8800 Yaesu.....	HF Gen. RX.....	£395

PX = Chandlers Ford HQ.....	01703 - 251549
RX = Reg Wards.....	01297 - 34918
LX = SMC Leeds.....	01132 - 350606
AX = ARE London.....	0181 - 9974476

Disclaimer

Advertisements from traders for equipment that is illegal to possess, use or which cannot be licensed in the U.K. will not be accepted. While the publishers will give whatever assistance they can to readers or buyers having complaints, under no circumstance will the magazine accept liability for non-receipt of goods ordered, late delivery or faults in manufacture.

PLEASE MENTION TRADERS' TABLE WHEN ENQUIRING ABOUT ANY ITEMS ON THESE PAGES!

ALAN

01268 752522

8am

8pm

4 NORTHERN AVENUE

BENFLEET

ESSEX SS7 5SN

7 DAYS A WEEK THE SMALL DEALER

EARS

ICOM

IC-781
IC-736 + 6m
IC-737A
IC-706
IC-2KL linear
IC-725
IC-735

YAESU

FT-990AC
FT-890AT
FT-757
FT-ONE
FT-102 + ATU + SP
FT-77
FT-7B + F/Counter

KENWOOD

TS-950SDX
TS-850SAT
TS-450SAT
TS-570D
TS-140 + PSU
TS-120S
TS-120V
TS-50
TS-870
TS-930SAT

ALINCO

DX-70
DR-599 2/70
DR-605 2/70
DR-130
DJ-580 2/70
DJG-5 2/70
DJ-180

KENWOOD

TM-455E 70m m/mode
TM-V7E 2/70
TR-751E 2m m/mode
TM-733E 2/70
TM-701E 2/70
TH-79E
TH-78E
TH-77E

YAESU

FT-290I
FT-290II
FT-790I
FT-690II
FL-6020
FL-2025
FT-530 2/70
FT-11R
FT-10R
FT-23R
FT-8500 2/70

ICOM

IC-W21E
IC-T7E
IC-575H 6m

LINEARS ATU

DIWA AUTO 2Kw 2002
Vectronics VC-3000DLP
AT-50 auto
IC-180 auto 706
IC-2KL + PSU
Ameritron AL-80B
FL-2100Z
MM 6m 10in 100
MM 2m 1-in + more
AKD-2001
AKD-6001
ADI-200 h/helds
MC-60A base mics
MC-58 base mics
SM-5 base mics
SM-8 base mics
MD-1 base mics

SPEAKERS

SP-950 speaker
SP-102 speaker
SP-8 speaker
SP-55 speaker

Yupiteru 125 air band
Index QRP
Yupiteru 7100 + 7000
Tokyo 40 metre SSB CW only
Kenwood R-600

PLUS LOTS MORE

SSB PRODUCTS 23cm from 2m
TRANSV + VALVE LINEAR

WE NEED YOUR PRE-ENJOYED EQUIPMENT. TOP PRICES PAID. HF, VHF, UHF AND ACCESSORIES RECEIVERS, SCANNERS. COLLECTION AND DELIVERY ARRANGED. WHY PART EXCHANGE HAVE CASH. YOU KNOW IT'S BEST.

Send your ideas and tips to: **Antennas In Action, PW Publishing Ltd., Arrowsmith Court, Station Approach, Broadstone, Dorset BH18 8PW**



tex topics

Look at the circuit diagram of **Fig. 1** on this page, the two highlighted diodes are shown the correct way round. I apologise to everyone for the mistake, and thank **Godfrey Manning G4GLM** for letting me know of the error. (*I'm sorry that that one got past me. Ed.*)

From the Netherlands, Jan PA3GTW, writes to ask if he could use a 1:4 balun at the junction of the coaxial cable and the 300Ω twin feeder and, is there a maximum or a minimum length of twin feeder used in the design? Let me deal with them in reverse order Jan. There is no real limitation on the length

When using a 1:4 balun, in the system described this would give a 200Ω impedance when using 50Ω coaxial cable. A degree of mis-match will occur, but to give a better match into 300Ω twin feeder with a 1:4 balun, the feedpoint (coaxial cable) should be 75Ω. To find the amount of mis-match divide the 75Ω (referred impedance) by 50Ω (actual coaxial cable impedance) and you end up with a figure of 1.5:1.

As the antenna system, as described, has a mismatch of 1.5:1 as well I'm not sure of the combined overall effect. Depending on the various lengths of cable involved, there may be bands with a low s.w.r. and others with a higher s.w.r. Or you may need an a.t.u. to make the whole system useable on all bands. But I see no problem in any case in setting the system up as you suggest, but use an a.t.u. to keep the

* See text

WS0334

Fig. 3: A more complicated type of balanced antenna tuner.
(from Antenna Reference Data)

WS0541a

Additional components

IN4001

12V 40mA bulb

l.e.d.

Coaxial power socket

To the rest of the MFJ antenna analyser

Battery pack 1 (4xAA cells)

Common point (on p.c.b.)

Battery pack 2 (4xAA cells)

throughout, as it's likely to make the antenna less useful overall. I've shown two possible balanced a.t.u.s in **Fig. 2** and **Fig. 3** for you to look at Ray. They appeared on the Antenna Reference Chart given away with the May 1996 issue of *PW* (Try to get one if you haven't already got one Ray).

But perhaps I can suggest a system that both Jan and yourself could try out. Let me assume that you both build the

antenna workshop

My best efforts in 'Top Band' DXing have often been bedevilled on the 1.8MHz band by

QRM from strong European stations to the east of my QTH. Couple this with a poor signal-to-noise ratio and you can imagine the problems I've experienced when straining to copy weaker North American signals.

In an effort to improve the signal-to-noise ratio I even tried a 1.5m square tuned loop antenna (made from coaxial cable) mounted in my loft. Whilst this loop antenna had a fairly good signal-to-noise ratio it did however, have a very low signal output and needed a low noise pre-amplifier between it and the transceiver.

When looking for ideas to improve the situation, I came across an article, written by WA2WVL, in the February 1995 issue of *QST*. The idea appealed to me, so I decided to try out his design for a low noise but small **receiving** antenna for the l.f. bands. In the original article in *QST* the antenna was called a 'EWE', but it is really an inverted

'U' Listens On Low Bands

'U' (rather than a female sheep!). Some 'Top Band' DXers are fortunate in having enough land available to run out a decent low band antenna. Take for instance the Beverage antenna, a long low wire which should be at least two wavelengths long to be really effective. Two wavelengths at 1.8MHz would mean a straight wire run of 320m (and then of course the house/shack has to go somewhere at the end).

Most Gardens

By contrast the inverted 'U' antenna will fit into most gardens, for it's only 10m long. No high masts are needed either. The only supports are just a couple of non-metallic poles a little over 3m long. Or you could just use the end of the house and a tree, as these should suffice for supports.

The modern method of computer modelling was used by WA2WVL when designing his 'EWE'. The

antenna's operation is based upon the fact that two or more parallel wires carrying similar r.f. currents will produce some directivity. The directivity is **regardless** of the amplitude or phase of the currents, so long as the wires are separated by more than 0.05 of a wavelength. This distance is about 8m at 1.8MHz (where the wavelength is 160m give or take a little).

The two vertical wire sections, **Fig. 1**, of the inverted 'U' described here are a little more than 9m apart. A phase shift of about 135° between the vertical end pieces of the antenna results in the r.f. currents in the far end wire leading those in the vertical section connected to the output feed line. This makes the far wire a reflector.

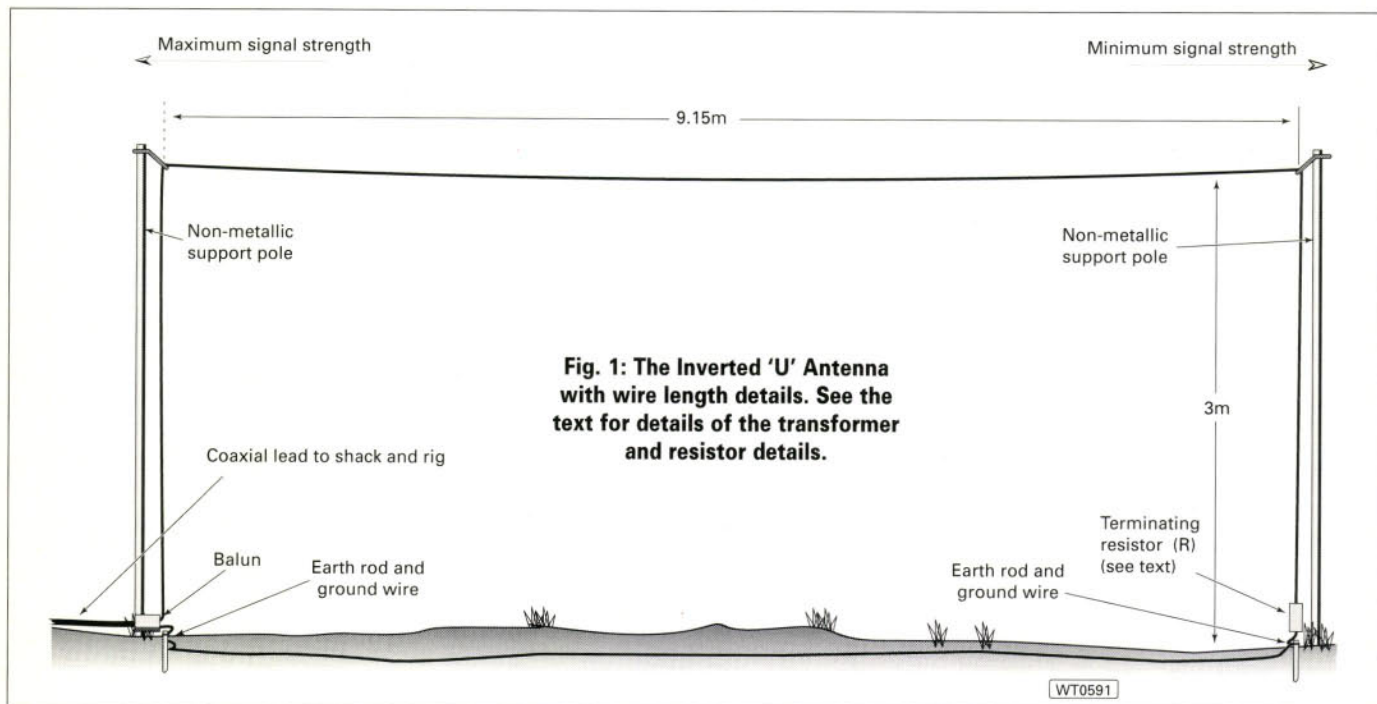
Maximum signal pick-up is therefore towards the feed point. The antenna front/back ratio is determined by the resistance R, **Fig. 1**. When its value has been set

at the optimum value, the front-to-back ratio will be about 20dB. The antenna's small physical size means that there is no antenna gain and about 25dB must be made up by the receiver. In practice I've found that my transceiver has plenty of gain in hand on both 1.8 and 3.5MHz, and no additional amplification is needed.

The horizontal part of the antenna has a sensitivity some 20dB below the vertical element gain and picks-up signals which arrived at high angles at right angles on both sides of the wire run. The useful vertical sections have their maximum pick-up at an elevation angle of 30°, which is fine for DX working on 1.8MHz.

Making The Antenna

When setting about making the antenna, first decide which direction you would like to have the maximum signal strengths. My inverted 'U' runs NW to SE with the output feeder end at the NW end. This is fine at my Sussex location for the reception of North American stations and additionally



UK stations to the Northwest and North.

For the two vertical sides and the top run of the antenna a length of tinned multi-strand insulated wire is needed. And as shown it must be supported by non-metallic poles. You could use long garden canes lashed together with bracing lines at the top as a cheap option. A more expensive but more robust solution to the support poles is to use (glass reinforced plastic (g.r.p. or fibre-glass) sections.

The terminating resistor shown in Fig. 1, must be non-inductive and have a value of 1000Ω . Having a resistor connected to ground at the bottom end of the antenna makes the antenna broad band and it works well over a frequency range of 1.8 to 4MHz. Use either a single component or you could make one up to the correct ohmic value (within 1%) by having a series or parallel combination of similar values.

The resistor (or resistors), which must be well protected from the weather, should connect to the antenna element and to a copper earth rod that has been driven down to a depth of about a metre (preferably more if possible). The earth rod is connected to a similar rod at the feeder end of the antenna. The interconnecting wire is best buried just below the surface and will be more effective if bare copper wire is used. Hard drawn copper wire has better corrosion resistance than the normal multi-strand wire used in electrical wiring.

The antenna feed impedance of 450Ω has to be transformed by a factor of nine to allow the use of a 50Ω impedance coaxial cable feed line. A simple 3:1 step-down transformer, Fig. 2, can be made using a ferrite ring. The transformer shown was wound on the ferrite rings sold by the RSGB to make up into EMC filters. In spite of the fact its design was a little empirical, the finished transformer worked well.

These rings I used for the transformer are a type described as 'FAIR-RITE' made from a 'type 43'

ferrite material *. I'm fairly sure that almost any ferrite ring about 25mm diameter and designed to be effective between 1.4 and 4MHz will be suitable. The transformer windings were made using single conductor pvc insulated wire.

The inverted 'U' antenna's low noise characteristics allowed 1.8MHz c.w. contacts with many stations in the W7 and W6 call areas. I've noted that the antenna seems to have a cardioid, or heart shaped, horizontal polar diagram. A plus point is that it also remains useful when receiving stations that

operation of a fellow amateur is needed.

Listening tests should be carried out while one of you adjusts a temporary variable non-inductive resistor. at the far end of the loop. When you are happy with the adjustment, measure the value of the variable resistor and this can be replaced by a fixed component (or combination of components).

A word of warning though. The antenna is designed for **reception only**, do not transmit into the antenna. Should you do so (even inadvertently) you will almost certainly destroy its terminating resistor. However, if the resistor has a dissipation rating of several watts, a momentary blast of r.f. power should do no lasting damage.

Why don't you try out an inverted 'U'?

aa

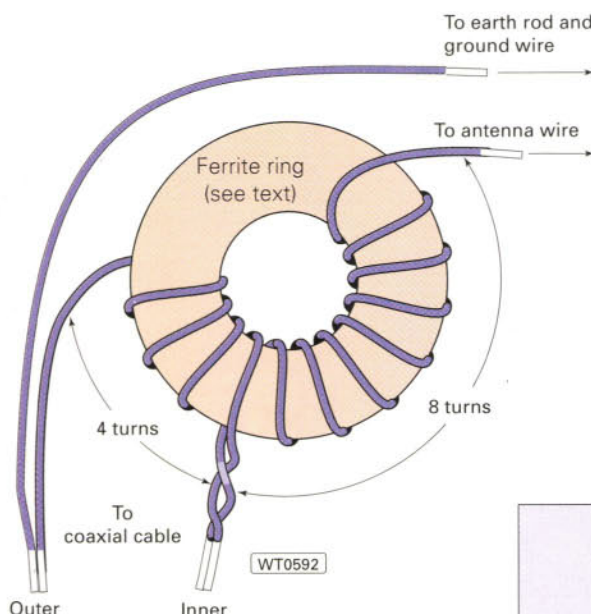


Fig. 2: The 9:1 impedance matching transformer showing winding details. The toroidal core should be about 25mm diameter and be suitable for 1-4MHz. The inset diagram shows how the 50 to 450 Ω impedance matching is achieved.

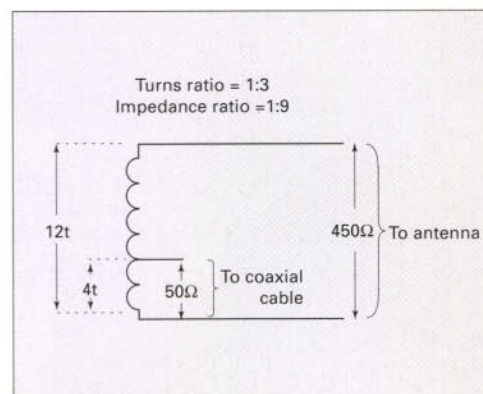
Like the terminating resistor, the transformer should also be housed in a weatherproof plastic box. Where the various wires and coaxial cable goes through the box wall should be sealed with silicone rubber or similar waterproof material.

The Results

As to the results of using the inverted 'U' as a reception antenna. Well all I can say, is that for a few months in late 1996 I was testing another antenna and had to take down my inverted 'U'. I soon noticed that my reception of 1.8MHz was degraded, so much so, that I was very pleased when I had the opportunity to put the inverted 'U' antenna back into operation.

are at right angles to the run of the antenna.

Other dimensions for the top section may be tried, but when the horizontal section exceeds 12.5m the front-to-back ratios diminish. The ohmic value of the terminating resistor also affects the front-to-back ratio. To discover the value for your particular location, the co-



***SUITABLE TOROIDAL CORE (25MM DIAMETER AND 'TYPE 43' MATERIAL OR SIMILAR) ARE AVAILABLE FROM:**

Cirkit Distribution Ltd.
Park Lane
Broxbourne
Herts EN10 7NQ
Tel: (01992) 448899
FAX: (01992) 471314
E-mail: mailorder@cirkit.co.uk

OR FROM:
Ferromagnetics
PO Box 577
Mold
Clwyd CH7 1AH

tex topics

antennas
in action

antenna exactly as described by Glen Ross. Use a length of 300Ω twin feeder to a convenient point, then into a 4:1 balun for h.f. At the coaxial side of the 4:1 balun the 300Ω feed impedance of the twin now appears to be 75Ω. Now this is a coaxial cable that may be bought easily and cheaply. I'd recommend that you use the type with 100% screen cover designed for satellite TV download. Use this 75Ω coaxial cable to connect to the a.t.u. which now is doing the proper job of transforming the 75Ω of the coaxial cable to the 50Ω input of the rig. The advantage is that the 75Ω coaxial cable is operating into its correct impedance and will screen the signal properly.

From Ireland, Michael Troy asks about the resistor and what dissipation should it be for a 100W transmitter? In the original article Glenn G8MWR suggested that the terminating resistor (390Ω) should be capable of dissipating 35% on c.w. but if you were using s.s.b. then perhaps only 25% dissipation would be adequate.

I'll be honest Michael, I'd go for the 35%, or 35W, dissipation if possible every time. Now the problem is how to get a 35W 390Ω resistor that is non-inductive. Let's look at the suitability of the various type of resistor. The modern metal film resistor is the poorest type to pick. It's far too inductive (being a spiral track on a tubular body). Carbon film type are far less inductive, and may be used. But the best types are the old carbon composition or carbon rod type, but they may be difficult to find.

Occasionally you may find the older r.f. load resistor at rallies. These look like the baton used in a relay race. If you can find a 390Ω one it's ideal. But as you're unlikely to find one that's ideal, we have to make a terminating resistor pack up. To make up a resistor pad with minimal inductance we can use many resistors in parallel. And I'd recommend that you use 1W carbon film resistors.

Three Series Elements

A 36W 375Ω resistor pack could be made up from three series elements

each made up of 12 x 1.5kΩ (5%) resistors (36 in total) in parallel. By paralleling the resistors, the individual inductance is reduced by a factor of the number of resistors. When the terminating pad is made up it should be placed in a sealed weatherproof non-conducting box to minimise any change due to rain and moisture. The mismatch from using 375Ω instead of 390Ω is very low and may, for all practical purposes, be ignored.

As to the best angle for the antenna, and to its radiation pattern and direction Michael, the answers I've come up with are that the radiation pattern is almost circular, but with a slightly better sensitivity towards the 'low' end. As to the angle, the information I have is that anywhere between 20 and 40° will do, and that this will change the matching and radiation pattern slightly.

Finally, on the subject of the T2FD antenna, Jan asks "why, if the antenna has a 4dB advantage over a Marconi antenna, is it not a popular one". He failed to find any information at all in his, or his club's library on the T2FD. My honest answer Jan has to be: I don't know - but maybe some of our readers could throw a light on the subject. Over to you readers!

Impedance Matching

I touched briefly on using coaxial cable as a method of impedance matching for stacked or bayed Yagi antennas in the last issue of A-i-A. Reader **Stuart Newsham G7KKC** said in a letter "according to my maths a centre impedance of $112.5\Omega/2$ (56.25Ω) is produced (when using 75Ω coaxial cable) and in reality 70.7Ω coaxial cable should be used (if it were available for the sections)".

Stuart went on to say "This is a mismatch of over 12% - does it matter? Also how would this mismatch affect performance of the suggested phasing and matching switch for a crossed Yagi using using $\lambda/4$ sections of 50 and 75Ω coaxial cable"? My answer to Stuart's question, has to be that yes it does matter, but in mitigation, a 12.5% mismatch is far better than the original

mismatch. I think that in the real world that most of us have to live, it should offer an improvement over other options.

When building a power splitter 'T' matching system as described slight differences in the lengths of the coaxial cable, or variations in the velocity factor from the specification will also create mismatches. What mismatch will exist on any one system, I'm afraid I couldn't say as each system is going to be different. The chances are though, that the s.w.r. of the overall system would increase, but with the slight increase in antenna gain some improvement should still be seen.

If the same power splitter 'T' matching system were applied to crossed Yagi antennas, then the same arguments would hold, although the radiation pattern would change somewhat depending on the positioning of the two antennas in relation to the incoming signal. The system I suggested as a power splitter, was a method of trying out an idea with minimal cost. Then, if the idea worked, a properly designed and built power splitter could be bought or made.

Those Plugs Again

On the subject of the 'is it a 50 or a 75Ω BNC socket or plug' in the last two issues of A-i-A, **Stephen Harding G4JGS** sent me a long E-mail on the subject. In the missive Stephen mentions that any good-quality 'Tee' connector will have the impedance marked on it. I agree Stephen, but those plugs and sockets I obtained from both Farnell and RS Components were devoid of any impedance information!

Stephen also says "One of the easiest ways of recognising 50Ω connectors is that they are more ruggedly constructed than 75Ω items that are

usually used in the video world where the maximum voltage is 1V swing and the current carried is relatively low. So in spite of the temptations about being able to buy connectors cheaply at rallies, my general advice would be don't unless they come in the manufacturers bags clearly stating what value they are.

"The problem is further compounded by the fact that there are thousands, even millions of 50Ω connectors around which were designed for computer networks using 50Ω coaxial cable. They are low power connectors and not suitable for anything other than QRP use limited at five watts power transfer".

I think Stephen's final comment is a good one where he says "The damage that can be done to rigs, especially those with a solid state p.a. is by the use of the wrong impedance connectors is generally expensive. My rig is worth much more than the few pence saved on an unknown connector".

Thank you for all those readers that have taken the time to contact me with comments about coaxial plugs and sockets, I hereby declare the subject closed - unless you know different of course!

aa

That's all I have time for this session. See you all in the next issue of A-i-A.

Tex

BACK ISSUES SALE

There are **limited numbers** of back issues available. This could be your **LAST CHANCE TO ENSURE** your collection is complete.

£1 EACH inc P&P!

ORDER NOW!

January	1992
February	1992
March	1992
April	SOLD OUT
May	1992
June	1992
July	1992
August	1992
September	1992
October	1992
November	1992
December	1992

January	1993
February	1993
March	1993
April	1993
May	1993
June	1993
July	1993
August	1993
September	1993
October	1993
November	1993
December	1993

January	1994
February	1994
March	1994
April	1994
May	1994
June	1994
July	1994
August	1994
September	1994
October	1994
November	1994
December	1994

Please use the order form in this issue

HIF HOT PERFORMERS

ALINCO NOW BACK IN STOCK...THE NEW DSP

Yaesu FT-1000

200W Flagship, twin RX



RRP: £3999,

1 ONLY AT THIS PRICE!!

ML Price £2299

Deposit £459, 36 payments of £66.12,
Cost of loan £540.32

NEW! FT-920

HF+6m, EDSP same style as
FT-1000MP



RRP: £1699

Deposit £249, 24 payments of £72.64,
Cost of loan £293.48 or 36 payments of
£52.67. Cost of loan £446.42

Yaesu FT-1000MP/DC

The worlds best selling HF DSP
Transceiver.



RRP: £2599.

ML Price: £1999

Deposit £299, 24 payments of £85.17,
Cost of loan £344.08 or 36 months at
£61.76. Cost of loan £523.79

Yaesu FT-1000

as left but fitted



RRP: £2

ML Price

Deposit £349, 24 pa
Cost of loan £364.3
£65.39. Cost of

FT-900AT

Base Station performance in a small
package. 100W HF.



RRP £1399,

ML Price: £1049

Deposit £149, 12 payments of £82.65,
Cost of loan £91.87

FT-840

100W HF with "one of the best"
receivers.



RRP £959.

ML Price: £749

Deposit £99, 12 payments of £59.69,
Cost of loan £66.35

Yaesu FL-7000

The only solid state 500 watt
output Linear Amplifier with built-
in PSU and ATU. Ideal for the
FT-1000MP, or any
100W HF Transceiver

RRP: £2399.

ML Price: £1999

Deposit £399, 24 payments of £80.16.
Cost of loan £323.84

Icom IC

NEW! Full DSP, Lar
HF+



RRP £2

ML Price

Deposit £349, 12 pa
Cost of loan: £158.22
£77.65, Cost of

VHF HOT PERFORMERS

IC-706DX CONVERSION IMPROVED 2M PERFORMANCE £100...FT-50R

NEW!!! Icom IC-207

Simple Twin Band 2/70 mobile.



RRP: £439.

ML Price: £389

Deposit £49, 12 payments of £31.22,
Cost of loan £34.70

Yaesu FT-8500

The very best Dual Band remote head.



RRP: £799.

ML Price: £449

Deposit only £49, 12 payments of £36.73,
Cost of loan £40.83, or 24 payments of
£20.04, Cost of loan £80.96

Icom IC-821H

High performance Dual band
Multimode Base.



RRP: £1599.

ML Price: £1399

Deposit £299, 12 payments of £101.02,
Cost of loan £112.28 or 24 payments of
£55.11, Cost of loan £222.64

Yaesu FT

The only Quad Ba



RRP: £

ML Price

Deposit £299, 12 pa
Cost of loan £112.28
£55.11, Cost of

Yaesu FT-50R

Small rugged DualBand Handie.



RRP £349.

ML Price: £249

Cash, cheque or
credit card! £10 P&P

Icom IC-W32E

Latest DualBand full feature Handie.



RRP £399.

ML Price: £349

Deposit £49, 12 payments of
£27.55, Cost of loan £30.62

Standard C568

Triple Band 2/70/23 Handie.



RRP: £449.95

£49.95 deposit,
12 payments of £36.73,
Cost of loan: £40.83

Icom IC

Simple to use Twin



M
TI
pa

WEB SITE: <http://www.martin-lynch.co.uk>

MARTIN LYNCH
& Son

THE AMATEUR RADIO EXCHANGE CENTRE

■ Martin Lynch can also offer finance terms upto 36 months. Deposits from a minimum of 10%. We welcome your part exchange against any new (or used!) product, provided its clean and in good working order. Call the Sales Desk today. APR: 19.9% Payment protection is also available.

■ All units are brand new and boxed and offered with full manufacturers RTB warranty. All prices quoted for cash/cheque or Switch/Delta card.

■ Finance on all products is also available. (Subject to status).

140-142 NORTHFIELD AVENUE, EALING, LONDON W13 9SB

FORMERS

IC-701 HF FOR ONLY £599!!!

100MP/AC

AC 240V PSU.



RRP: £899.
ML Price £2149
Payments of £90.18,
12 or 36 months at
loan £554.18

Yaesu FT-990D

100W Little brother to FT-1000. 100W,
Digital Bandwidth.



RRP: £1999.
ML Price £1399
Deposit £399, 12 payments of £91.84,
Cost of loan £102.08 or 24 months at
£50.10. Cost of loan £202.40

Kenwood TS-570D

NEW! A remarkable DSP HF, 100W.



RRP: £1499.
ML Price: £1299
Deposit: £199, 12 payments of £101.02,
Cost of loan £112.28 or 24 payments of
£55.11, Cost of loan £222.64

IC-756

Large screen, 100W
6.



RRP: £2199.
ML Price: £1899
Payments of £142.35,
12 or 24 payments of
loan £313.72

Standard C-508

The Worlds smallest Twin Bander



ML Price: £229
Or 3 credit card
payments of £76.50

Kenwood TS-870S

The only FULL DSP 100W HF
transceiver.



RRP: £2399.
ML Price: £1949
Deposit £349, 12 payments of £146.94,
Cost of loan £163.32, or 24 payments
of £80.16, Cost of loan £323.84

FORMERS

IC-701 STILL ONLY £249...FT-920 NOW IN STOCK...

IC-736R

and all mode Base.



RRP: £1699.
ML Price: £1399
Payments of £101.02,
12 or 24 payments of
loan £222.64

Kenwood TM-V7E

The latest "Blue Display" DualBand
mobile.



RRP: £649.
ML Price: £589
Deposit £59, 12 payments of £48.67,
Cost of loan £54.10

Icom IC-2350H

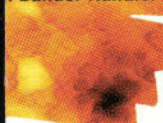
Best RX performance
Dual Band mobile.



RRP: £499.
ML Price: £439
Deposit £49, 12 payments of £36.64,
Cost of loan £40.72

IC-77E

Handie.



RRP: £329,
ML Price: £299
Three credit card
payments of £100

Alinco DJ-G5

Excellent 2/70 Handie.



ML Price: £299
Or 3 credit card payments
of £100

All equipment listed is brand new and
boxed, offered with full manufacturers
warranty.

A FIVE YEAR warranty including
ACCIDENTAL DAMAGE is available on any
of these products for minimal cost.

NEW IC-706mkII



Now in stock, the new IC-706mkII
boasts additional features that
enhance user operation.

- 20W on 2 metres
- Enhances 0.03 - 200MHz broadband RX
- Ability to fit both CW & SSB N Filters
- Individual band change key
- Crossband Split
- Large Speaker
- Better TX Audio
- Quieter cooling fan

RRP: £1195. **ML PRICE £1049**

Deposit £149, 12 payments of £82.65, cost of loan
£91.87 or 24 payments of £45.09, cost of loan
£182.16, or 36 payments of £32.69, cost of loan
£277.09.

Got an IC-706mkl?

Want to 'upgrade' your existing set
to DXmkII?

We can now offer an after fit 'upgrade' to your
existing IC-706. Look at these features:

- Replace existing SSB filter with 1.9kHz
Narrow
- Fit 500Hz CW filter
- Fit muTek board to enhance 2m RX
performance
- Replace mic insert with HEIL HC5 for
better TX audio

**Get yourself a DXmkII
for only £269!**

Carriage £10

E-MAIL: sales@martin-lynch.co.uk

■ CALL TODAY FOR THE LARGEST SELECTION OF
NEW & USED EQUIPMENT IN EUROPE.

■ TEL: 0181 - 566 1120

■ FAX: 0181 - 566 1207

■ CUSTOMER CARE: 0181 - 566 0 566



■ Martin Lynch is a licensed credit broker. Full written details
are available on request. Finance is subject to status. E&OE. £10
p&p on all major items.

0181-566 1120

OPENING TIMES MON - SAT : 9.30 - 6.00 LATE NIGHT THURSDAY BY APPOINTMENT

Lasers

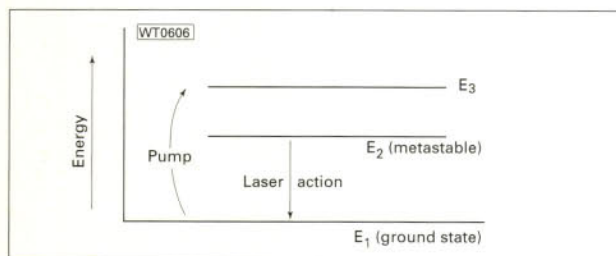
Leading Lights In Communications

By Brian Dance

Brian Dance regularly wrote for PW in the 1960s and 1970s when he was a Physics lecturer, but nowadays specialises in 'high technology' journalism including lasers and associated fields. Here Brian sheds a little light on this fascinating subject.

Heading Picture: Doctor Stuart Butterworth of the Optoelectronics Research Centre, University of Southampton, demonstrates an optical parametric oscillator that provides a high power tunable laser source.

Fig. 1: Energy levels in a three level laser (see text).



When *PW*'s Editor asked me to write on the vast subject of Lasers (Light Amplification by the Stimulated Emission of Radiation), I envisaged many staff working for years on something comparable in size with the *Encyclopaedia Britannica*. However, on being asked for about 2,000 words, it was clear it would be a much simplified explanation of basic laser operation.

So, here's the result: a brief overview of the common types of laser and new developments in a few selected topics related to electronics. And as you'll see...it's a fascinating subject.


Laser Operation

To help you understand laser operation I'll start from the basics. This is best achieved by looking at the energy of a single electron.

The energy of each electron in an atom can move between various definite energy levels determined by quantum theory. No electron can have an energy in between these levels, so it can gain or lose only certain definite amounts of energy.

Energy is lost if a photon of electromagnetic (e.m.) radiation is emitted. The energy of this photon is equal to the difference between two energy levels of the atom and to $h\nu$ where h is Planck's constant (6.6×10^{-34} J.s) and ν is the frequency of the emitted radiation. The frequency of e.m. radiation, and therefore the photon energy, decreases from X-rays through ultra-violet (UV), blue, green, yellow, orange, red, infra-red (IR), and microwave radiation to radio waves.

An atom may emit at more than one specific frequency, since it has various permissible electron energy levels. However, this explains why light from



yellow sodium street lamps is of a different colour from that of blue-green mercury lamps or red neon lamps.

Emission of this type is known as **spontaneous emission**. The resulting atom can absorb radiation of the same frequency to raise its energy back to the previous level.

In 1917 Einstein realised that if a photon with an energy equal to the difference in the energy levels of the atom strikes an excited atom in the upper energy level, it could **stimulate** the atom to emit an additional photon of the same energy as the incident photon.

The process of stimulated emission occurs in an extremely short time. Both photons have the same frequency and travel in the same direction and their waves have the same plane of polarisation, so the beam is highly 'coherent'.

Each of the photons can, in turn, cause stimulated emission from other excited atoms so that the number of identical photons is further amplified. This is the basic principle of the Laser which is an acronym for 'light amplification by the stimulated emission of radiation'. It followed on from 'MASER' or 'Microwave Amplification by the Stimulated Emission of Radiation'.

Energy Levels

Electrons in the diagram, **Fig. 1** show that, laser material can have three energy levels. Stimulated amplification

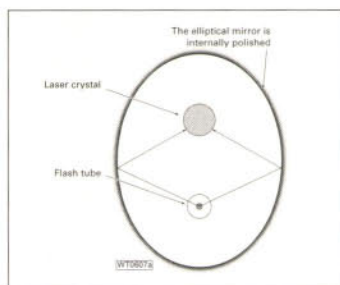
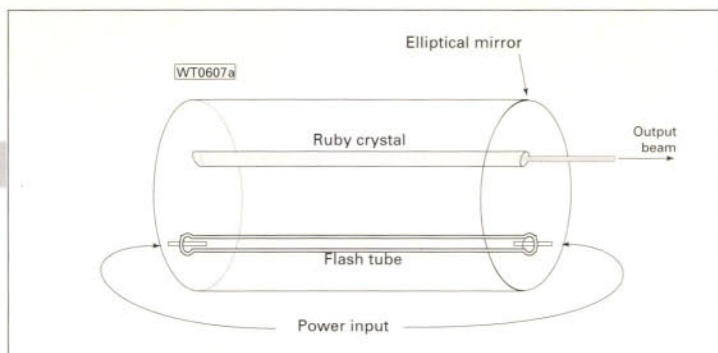
can occur from E_2 to the 'ground state' E_1 , but atoms in the E_1 level can absorb photons of the same energy and are raised to the E_2 level.

Stimulated amplification is only obtained if the probability of stimulated emission exceeds that of absorption. In other words if there are more atoms in the E_2 level able to emit than absorbing atoms in the E_1 level. Thus the level E_2 must be more densely 'populated' with atoms than the level E_1 to achieve lasing.

In nature you never get anything for nothing! So energy must be put into the system to obtain an output laser beam. This energy is used to make the E_2 level more heavily populated than E_1 .

Heating the laser material does not help either! This is because heating always leaves a higher energy state less densely populated than any state below it (for the technically minded, this follows from the Maxwell-Boltzmann theory of energy distribution). The required 'inversion of the population' is achieved not by sending everyone to the antipodes, but by suitably 'pumping' the laser material with energy so that there are more atoms in the upper state than in the lower state.

In **Fig. 1**, the pumping must raise atoms from the 'ground' state E_1 to the E_3 level, perhaps by directing a beam of e.m. radiation of frequency $(E_3 - E_1)/h$ at the laser material. Atoms in the E_3 state almost immediately lose energy, falling into the E_2 state. This is



a metastable level where energy is not quickly lost, so pumping builds up a greater population density in E_2 than in E_1 .

Pump Power

The 'pump power' is comparable to the power supply of an electronic oscillator. Pumping is often inefficient and takes place in various ways in different laser types. (Most lasers have a more complex system of energy levels than those of Fig. 1.).

The photon gain (per cm) in a gas can be very small. Because of this the material is normally placed between two mirrors that form a 'laser cavity' with a Q factor like that of a tuned circuit. The photons pass back and forth many times between the mirrors, increasing in numbers as they do so.

The mirrors act just like a feedback system of an electronic oscillator. This feedback is positive if the path length between the two mirrors is an integral number of half-wavelengths - so a minute movement of a mirror changes the frequency - the basis of a potential sensor.

If the gain/cm is small, the reflectivity of the mirrors must be extremely high at the lasing frequency concerned. One mirror allows a small fraction of the light to pass through it to form the output beam. This coherent beam has the advantage of having low divergence and has an extremely narrow frequency spread.

First Laser

The first laser, made in 1960, was a ruby laser. It's one type of 'doped crystal laser'.

Nowadays, instead of a ruby crystal, a rod of Nd:YAG (neodymium in yttrium aluminium garnet) or a rod of

Nd:glass (glass doped with neodymium) is more commonly used, as the efficiency can be higher.

In practice the rod has mirrors at each end and is 'pumped' by the light from one or more flash tubes. The rod may be at one focus of an elliptical mirror and the flash tube at the other focus as in the diagram, Fig. 2, since it's a property of the ellipse that all of the light from one focus is reflected to the other focus. (The output is pulsed at the same repetition rate as the flash tube discharge).

Modern Nd:YAG lasers can be made with output power levels of the order of 1kW and emit radiation in the near infra red at a wavelength of 1.06micrometre (μm). This wavelength can be conveyed along fibre optic cables to a work place that may be 10m from the laser itself.

The radiation may be used to cut metal (an expensive way of 'chassis bashing'!), welding, deep drilling, etc. This type of laser is also used at lower power in surgery.

Q-Switching

A technique known as 'Q-switching' enables most of the energy stored in the laser rod to be emitted in a very short time. This can be perhaps 10nanoseconds (ns) and give very high power levels, maybe hundreds of megawatts for an instant.

In such a system only one end of the laser rod has a mirror, so the Q is low and energy builds up in the rod. A device using a rotating prism or Kerr cell very suddenly returns the radiation emitted from the end back into the rod to raise the Q to a high value.

Gas Lasers

The pumping of a gas laser is usually performed by a continuous (d.c. or r.f.) source or by a pulsed electrical discharge. A mirror of very high reflectivity is placed at each end of the gas tube.

Gas lasers include the helium-neon laser which usually operates at 633nm (in the red region), but can also operate in the infra red region. Such lasers were used in laboratories and as pointers in lecture theatres, but many have been replaced by semiconductor lasers.

Carbon dioxide lasers can give very high power (up to tens of kW) at the mid-infra red wavelength of 10.6 μm , but radiation of this wavelength cannot be conveyed to the workpiece by optical fibres. A complex system of mirror arms must therefore be used for the heavy welding and cutting of thick metal by such means.

Copper vapour lasers (CVLs) emit at high pulse rates in the green and yellow spectral regions. They can be used in such diverse applications as cutting metal or drilling minute holes in a silicon wafer. The firm **Oxford Lasers** specialises in this type of laser and it has also been involved with gold vapour lasers.

Excimer (excited dimer) lasers emit pulsed ultra-violet radiation. The wavelength depends on the gas filling which contains an inert gas that can form an excited dimer.

Explanatory Note: Dimer - A Dimer is a molecule formed from two parts, in this case two atoms, in the same way that organic monomers form the polymers we know as plastics. Editor.

The Titania KrF (krypton fluoride) laser (wavelength 247nm) at the Rutherford Appleton Laboratory (RAL, Oxfordshire) is the most powerful ultra-violet laser in the world.

Demand For Lithography

As the demand for ever finer patterns on semiconductor chips increases, even shorter wavelengths are used for lithography. Experimental work with ArF (argon fluoride) lasers emitting at 193nm in the deep ultra-violet has started.

As wavelengths become shorter still, a fluorine excimer laser can be considered. But established quartz optics will then have to be abandoned for calcium fluoride optical components.


At the RAL in Oxfordshire, **Edmond Turcu** has developed a 'soft' X-ray source. This uses picosecond excimer laser pulses which are focused to a 10 μm spot on the back of a moving magnetic audio tape to produce an extremely high power density.

A plasma is formed above the tape which is extremely hot (about 5 million $^{\circ}\text{C}$) and emits X-rays with a wavelength of about 1nm. These 'soft' X-Ray pulses have been used for many purposes, such as investigating the repair of X-ray damaged DNA by a Birmingham University group.

Turcu's soft X-ray source is being used for semiconductor lithography. In collaboration with Edinburgh University, field effect transistors have been produced with 200nm

Fig. 2: (a) A ruby laser employing an elliptical mirror. (b) Cross section of the laser and its mirror.

The laser as popularly visualised (especially by James Bond film fans!). Drilling holes over 20mm deep using 20kW peak power from a Lumonics JK700 pulse-shaped Nd:YAG laser with fibre delivery.



Continued on page 48

NEVADA introduces ALINCO

189 London Road • North End • Portsmouth • PO2 9AE

01705 662145

AT A **STAR DEALER** NEAR YOU!

HF Transceivers



new

Base Mic for DX-70



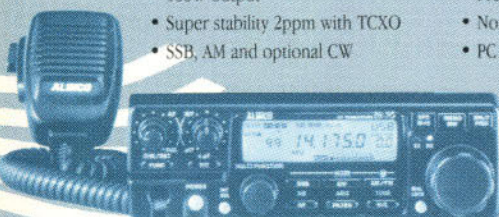
DX-701 HF SSB Transceiver

£599.00

£79.95

The World's smallest all band HF SSB transceiver

- TX: 1.6 - 30MHz, RX: 0.5 - 30MHz
- 101 memory channels
- 100W output
- Super stability 2ppm with TCXO
- SSB, AM and optional CW
- TX speech compressor included
- Removable front control panel
- Freq or channel display on LCD
- Noise blanker and squelch included
- PC programmable by ERW-5 cable

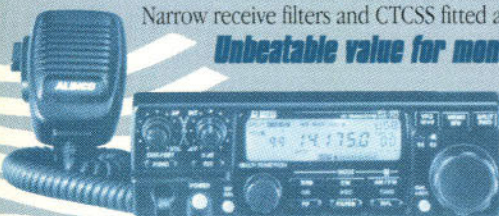


DX-70T 100W HF + 10W 6mtr Transceiver

£695.00

Alinco's 10W on 6mtrs version of the DX-70 TH below.
Narrow receive filters and CTCSS fitted as standard.

Unbeatable value for money!



£775.00

DX-70 TH High Power 100W 6m + 100W HF Transceiver

A superb compact, all mode 100W transceiver covering all HF bands plus 6 metres.
Excellent receiver with narrow filters fitted as standard.

- All HF Bands 100W output
- 50MHz 100W output
- General coverage receiver
- Removable front panel
- Receiver pre-amp
- Filters fitted as standard
- Superb TX audio and RX
- Good RX sensitivity
- Full break in on CW
- Speech compressor
- 100 memory channels
- All modes: USB, LSB, CW, AM, FM
- All mode squelch
- Noise blanker • Scan facilities
- Quick offset for DX pile-ups
- IF shift control
- Separate antenna sockets for HF + 6 Meters

144MHz mobiles

DR-140 2 Meter Mobile

A no nonsense rugged 50W 144MHz mobile transceiver that's easy to use on the move and comes with CTCSS as standard



Features optional Wideband Rx to cover Airband, PMR, Marine etc

118 - 135.995MHz (AM)
136 - 173.995MHz (FM)

£249.95

- 51 memories
- Programmable Time Out
- Alpha numeric display
- 50W FM output
- CTCSS encoder
- Electronic squelch

DR-150 2 Meter Mobile

A full featured 50W 144MHz FM mobile radio that's crammed full of extras. The DR-150 takes mobile radios into the 21st century!

- Optional extended receive
- AM/FM 135-174MHz
- 400-480MHz
- 108-137MHz
- 800-950MHz




- Channel Scope - view activity either side of your channel
- 1200 and 9600 bps packet display
- Programmable timer
- CTCSS encoder
- Dual VFO
- 100 memory channels
- Search and Scan facilities
- Squelch timer
- On air cloning facility

£279.95

70cms mobile

DR-430 70cms Mobile

A 70cms version of the DR-140 above. 35W RF output and optional extended coverage available.



- 20 memories (expandable to 100)
- Programmable Time Out
- Alpha numeric display
- 35W FM output
- CTCSS encoder
- Electronic squelch

£259.95

6 meter mobile

DR-M06 6 Meter Mobile

6M FM mobile - 50-54MHz, low output - nice to use!



- 100 memory channels
- CTCSS encoder (50 tones), decoder as an option
- Time-out-timer
- Output 10W
- Modifiable to cover 45-60MHz

£249.95

ALINCO Star dealers ★★★★★ ALINCO Star dealers ★★★★★ ALINCO Star dealers ★★★★★

HAYDON Communications

London Branch
• 132 High St • Edgware
• Middlesex • HA8 7EL
0181 951 5781/2

West Midlands Branch
01384 481681

A.R.C. Liverpool

• 38 Bridge Street
• Earlestown
• Newton le Willows
• Merseyside • WA12 9BA

019252 29881

The Shortwave Shop

• 18 Fairmile Rd
• Christchurch
• Dorset • BH23 2LJ

01202 490099

SRP RADIO Centre

• 1686 Bristol Road
• South • Rednal
• Birmingham
• B45 9TZ

0121 460 1581

JAYCEE Electronics Ltd

• 20 Woodside Way
• Glenrothes
• Fife • Scotland
• KY7 5DF

01592 756962

MARTIN LYNCH

• 140-142
• Northfield Avenue
• Ealing • London
• W13 9SB

0181 566 1120

SOUTH MIDLANDS Communications Ltd

• S M House • School
• Close • Chandlers Ford
• Industrial Estate
• Eastleigh
• Hampshire • SO5 3BY

01703 251549

SMC (Northern)

• Nowell Lane
• Industrial Estate
• Nowell Lane
• Leeds

0113 235 0606

The dealers listed in the advert have the full support and backup of the Alinco factory for spares and after sales service. . . .

**Our
Star Dealer
Network
promises**

- *Guaranteed prices*
- *Latest models*
- *Full back-up*
- *Expert advice*
- *Direct support - from Alinco Japan*

exclusive UK distributors **NEVADA**

Europe's Number 1 Supplier

Send SAE for full colour brochure:
NEVADA
189 London Rd • North End
• Portsmouth • Hampshire
• PO2 9AE

DJ-G5 Dual Band Handheld

A brilliant twin band handheld that does everything including spectrum display of adjacent channels. The receiver has a superb front end that does not suffer with breakthrough like other handhelds and has CTCSS/DTMF built in as standard.

- Spectrum channel display
- Optional extended receive including Airband
- 108-173.995MHz
- 400-511.995MHz
- 800-999.990MHz


- Full VHF/UHF Duplex
- Over air cloning
- Cross band repeat
- Up to 5W RF output
- 100 memories

£299.95



SUPPLIED WITH
FREE
NICAD & CHARGER

Dual Band mobiles



DR-610 Twin Band Mobile

- Range: 136 - 174/420 - 470MHz FM Optional extended coverage with Airband, AM etc
- Channel Scope
- Full duplex between VHF and UHF
- CTCSS encoder standard

- VHF 50W/UHF 35W max
- Removable front panel
- 120 memory channels (expandable)

£525.00

£399.95



DR-605 Dual Band Mobile

Easy to use twin band mobile transceiver that delivers both high power and performance with user friendly features.

- 50W (2m) - 35W (70cms)
- 100 memories
- Ready for 9600 bps packet
- Cross band repeater mode
- Extended receive range
- Tone search function
- Busy channel Lock out
- Full Duplex between VHF & UHF
- Channelised mode programmable
- Time-out timer and penalty

- programmable
- PC programming via optional cable ERW-4
- CTCSS encoder fitted - optional EJ-24U decoder available

SUPPLIED WITH
FREE
NICAD & CHARGER

DJ-190E Low Cost Handheld

A powerful super slim 2mtr handheld with a huge easy to read display.

- Up to 5W RF output (with optional EBP-36N battery pack)
- 40 memory channels
- CTCSS tone encoder fitted
- Battery save function
- Scan function
- Time out timer setting

£149.95



DJ-191 2 Meter Handheld

A new slim line 2 meter handheld that's easy to use and has an enormous clear display.

- Up to 5W output (with 9.6V NiCad pack)
- 40 memories channels
- Cloning capable
- CTCSS encoder
- DTMF fitted
- Battery save facility
- Scan functions
- Time out timer

£169.95



SUPPLIED WITH
FREE
NICAD & CHARGER

NEW micro sized handhelds

- 20 memories
- 340mW output option
- Repeater shift
- Scan function

IDEAL
for repeater
operation

DJ-S11C 144MHz

VHF Handheld

£99.95

DJ-S41C 70cms

UHF Handheld

£129.95



Antenna tuners

EDX-1 HF Antenna Tuner

The EDX-1 is a coaxial tuner with built in Power and SWR meters. The ATU is rated at 120W and covers 160-10 meters including WARC bands



£159.95

EDX-2 Automatic Random Wire Antenna Tuner

Quickly matches random wire antennas, mobile whips, verticals, inverted Ls. Wired for DX70 - but can be used with most HF Transceivers.

FREQUENCY RANGE
3.5MHz - 30MHz
(with over 3m element)
1.6MHz - 30MHz
(with over 12m element)
INPUT POWER (Max)
200W P.E.P.



£289.95

Accessories for handhelds



EBP-36N

NiCad
Battery pack
£50.95



EDH-16

Dry cell case
£12.95



ESC-29

Soft case
£14.95



EDC-61

Rapid Charger for
DJ-G5 and DJ-190
£79.95



EDC-37

12V cable for
handhelds.
£14.95



EME-12

Headset and single
headphone for
all handhelds
£49.95

ALINCO Star dealers ★★★★★ ALINCO Star dealers ★★★★★ ALINCO Star dealers ★★★★★

REG WARD & Co

- 1 Western Parade
- West Street
- Axminster • Devon
- EX13 5NY

01297 34918

ARE Communications

- 6 Royal Parade
- Hanger Lane
- Ealing • London
- W5A 1ET

0181 997 4476

PHOTO ACOUSTICS

- 58 High Street
- Newport Pagnell
- Buckinghamshire
- MK16 8AQ

01908 610625

ASK Electronics

- 248 Tottenham Court Road
- London
- W1P 9AD

0171 637 0353

FOTO VIDEO

- 15 Edgware Road
- London
- W2P 2JE

0171 724 2103

The Northern SHORTWAVE Centre

- Blackdyke Road
- Kingstown Industrial Estate • Carlisle
- CA3 0PJ

01228 590011

TYRONE Amateur Electronics

- 44 High Street
- Omagh • Co Tyrone
- N. Ireland • BT78 1BP

01662 242043

NEVADA

- 189 London Road
- North End
- Portsmouth
- Hampshire • PO2 9AE

01705 662145

If in doubt call NEVADA for details of your nearest ALINCO AUTHORISED DEALER

Lasers - Leading Lights In Communication

Continued from page 45

Laser transformation hardening of a vehicle camshaft.

(Photo courtesy of The Welding Institute (TWI).)



two opposite edges of the junction region highly polished to form a very narrow laser cavity.

Free electrons from the n-type material pass into the junction where they combine with (or fall into!) holes, when some of their energy is converted into photons. This is the 'pumping' process.

Laser action occurs if the current density is above a threshold value at which a photon stimulates further photon production. The GaAs

These carry infra red wavelengths from complex laser diodes based on InP (indium phosphide) to remote fast detectors.

The fibre optic cables use ultra-pure silica fibre having minimum losses at wavelengths of 1.3µm and 1.55µm. Its wide bandwidth has led to a current standard data rate of 10Gbit/s, with a goal of 1,000Gbit/s.

Sub-oceanic erbium-doped fibre optical amplifier relays directly amplify the infra red signal without converting it into an electrical signal, as in the past. These amplifiers are like a laser, but without the mirrors that provide feedback for laser oscillation.

The relays offer the major advantage that the fibre system is 'transparent'. So that if (for example) a wider bandwidth is to be transmitted for bandwidth multiplexing, it's unnecessary to raise the cable from the ocean bed to modify the optical amplifiers.

Laser cutting of thick section steel with an AF5 laser.

(Photo courtesy of TWI.)

gates. These devices provide a similar performance to those produced by electron-beam lithography (which is far too slow for commercial device production, as each pattern is separately 'written' by an expensive electron-beam system).

Ultra Fine Resolution

It seems that X-ray lithography may offer the best way of obtaining the ultra-fine resolution required to produce future 1 Gbit and 4 Gbit DRAM devices, etc. But synchrotrons that can be used as X-ray sources have price tags of some \$10 million. Such synchrotrons typically offer some 20 beam lines, each of which may be suitable for the high volume production of ultra-fine devices.

However, economical laser-plasma bench-top sources should find a place in small scale production and in pilot lines at large facilities so that R&D does not take up costly synchrotron time.

Semiconductor Lasers

The first semiconductor laser was made in GaAs (gallium arsenide) in 1962. Basically it's a p.n. junction with



type emits in the IR, but GaAlAs red emitting laser diodes are convenient for amateur experiments, as the visible light intensity can be modulated by varying the current.

The world record maximum power from a semiconductor laser is 11W from an SDL (San Jose, California) AlGaAs/GaAs heterojunction device.

The rapidly falling cost of international telephone calls is partly due to the use of sub-oceanic fibre optic cables.

Very Efficient

Having read this far, you'll now realise lasers offer a very efficient, albeit fairly costly, way of delivering high power at a well-defined chosen wavelength to an accurately defined area. Thus they have a wide range of industrial applications, surgery and other medical applications and lithography for semiconductor manufacture.

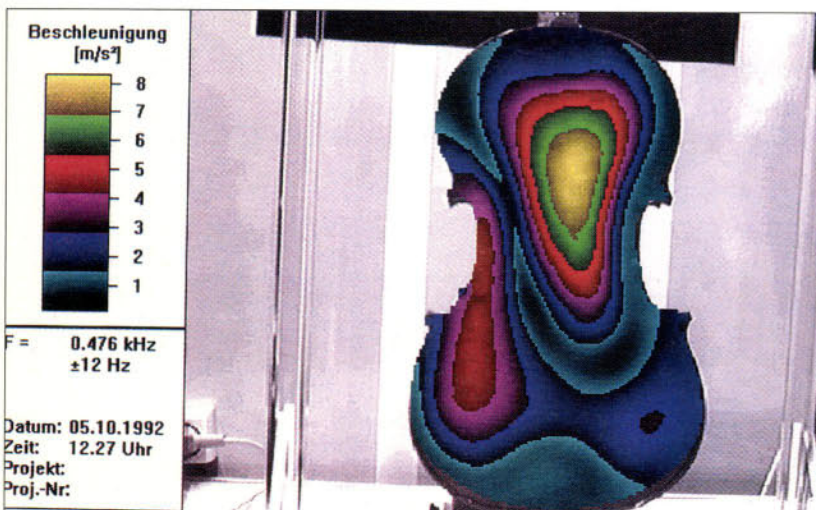
The ability of a laser to deliver high power means its radiation is hazardous, especially to the eye. **So suitable spectacles must be worn if there is any doubt about safety.**

How things have changed since the discovery of the laser when it was said to be an invention in search of an application. Humourists even suggested that 'laser' was an acronym for 'Lolley Acquisition Scheme for Expensive Research'!

PW

Photographs of a He:Ne laser scanning vibrometer installation being used to investigate the vibration pattern of a violin, and the resultant pattern.

(Photo courtesy of Lambda Photometrics Ltd.)



Virtual Electronics

A review of Electronic Workbench Version 5



By Tex Swann G1TEX

Looking for a use for that new computer you've got sitting in the corner? Look no further, 'Tex' Swann G1TEX, our technical sub-editor, has found something that might be more than entertaining!

We are now well within the era of the computer, as we learn of computers being able to do all sorts of tasks. And I think I've found a task for which the computer is admirably suited and of great use to all involved in electronics.

I've been involved with computers for over 20 years now and during that period I've seen ideas appear and disappear. But as the computer is in essence only an expensive calculator I've felt their use was limited, although they have fascinated me all along. Then several years ago along came Electronics Workbench (EWB) and I felt at least a use had been found for the computer.

I was offered an opportunity to try out a new version of Electronics Workbench Version 5 and so this review is based on a late 'beta' version of it. For those new to computing, a 'beta' test version is software that is almost ready for sale, and is undergoing a final test by a selection of users.

Electronics Workbench[®] EDA

Copyright (c) 1989, 1992, 1996 Interactive Image Technologies Ltd.

offer? - What is EWB?

Simulation Package

Electronics Workbench EDA is an electronics simulation package. You can design and 'lash-up' a circuit, then run a series of tests on it, measuring the circuit's responses without moving from the computer screen. Have a look at the various 'screen-grabs' shown on these pages and I'm sure you'll grasp an idea of what it can do.

But let me take you through a simple and yet typical task that we may all find useful. In Gordon King's review, on page 18 of this issue, of the Semaht Field Strength meter, he shows a typical low-pass filter, employed by radio amateurs world-wide as a means of reducing radio and TV interfering signals from their transmissions.

The circuit is shown ready to analyse in **Fig. 1**. In the middle of the shot is the filter circuit itself. On the left is an virtual signal generator with a 50Ω resistor (its output impedance) feeding into the filter then into a 'Bode Plotter'.

The Bode Plotter is an instrument that cannot exist in reality, it's a composite of several items. The nearest piece of test equipment is a spectrum analyser, but it's more than that! It is also a swept frequency signal generator (that's why it must always be coupled with the virtual signal generator).

The frequency response of the filter can be seen in the lower left hand corner of **Fig. 1**. The vertical line represents the -3dB point which is at almost 40MHz. Note the gradual fall-off response of this simple filter. In an effort to 'steepen' the skirts of the low-pass filter I started adding small capacitances across each of the three inductances.

The results of the new pass-band shape are shown in **Fig. 2**. It would have taken many hours to have achieved the same results with conventional methods. So EWB can save time in this case. It has also probably saved the filter because I would only place the small capacitors into circuit once to verify what EWB had shown me. I hate to

think of how many times I would have burned myself swapping capacitors the old way.

But as the Bode Plotter is an instrument that does not exist in real life, let's turn to some that do! And a very special instrument that I find extremely useful in real life is an oscilloscope. Shown in **Fig. 3** is a small LC oscillator circuit with the virtual 'scope' in place on the output. High on the right in the screen grab is the mouse pointer poised over the 'Go' switch with the helpful pop-up legend 'Activate Simulation'.

On setting the simulation in motion the screen of the virtual 'scope' remains with a steady trace for several virtual microseconds. Then a faint 'twitch' appears on the trace leading to the sustained trace shown in **Fig. 4**. (I've enlarged the screen of the 'scope' now so that the trace occupies almost half of the PC's screen).

Storage Oscilloscope

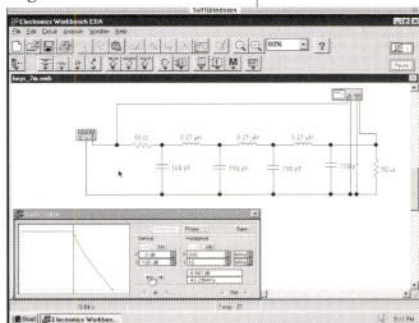
Then I discovered that the oscilloscope was a virtual storage unit, but with special capabilities. The display screen has a scrollbar at the bottom and on pulling it to the left (with the mouse pointer of course) the screen displayed the trace that had occurred earlier. In fact I could scroll all the way back to the moment that the oscillations started to build up. Wow! How I'd like that in real life!

But to get back to the circuit building side I looked at the various types of circuit elements that were contained in the many drop down menus. You could combine some of the several hundred individual components into sub circuits into your own circuit elements, to be used in further circuits.

I've shown a 2kHz band-pass filter (b.p.f.) element in **Fig. 5**. Simply draw the circuit, simulate it, to check that it did what it should and selected all the items. Then you just tell EWB to make a sub-circuit from the items and a small box appears in the 'Favourites' menu. Now any time you want this in the circuit drag it from the favourites and pop it into place.

Each of the 14 drop-down menus,

Fig. 1.



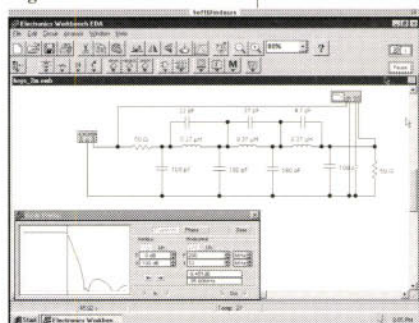
Practical Way

Learning electronic principles the practical way is neither easy or cheap. Starting from scratch to make even a small amplifier and check it out would take a fair amount of money. You'll need

power supplies, voltmeters, ammeters, oscilloscopes, indicators, hook-up wire, tools and you haven't even bought a component yet.

Electronics Workbench though not cheap to buy, can reduce the overall cost of learning electronics. But EWB isn't just for learning electronics, it's a very good 'tool' for professional users too. So what is on

Fig. 2.



including 'Favourites' has many more 'drag-and-drop' choices available from selection boxes (Fig. 6). The hundreds of circuit elements may be either DIN or ANSI (or BS) standard types and come in a bewildering array.

There are many transistors and f.e.t.s by the manufacturer's part number. There are v.f.e.t.s by the same method. There seemed to be several hundred 7400 series logic gates. In fact there's so many, that they're broken into five sub-groups 0-99, 100-199, 200-299, 300-399 and over 400. The 4000 series c.m.o.s items are also in there too, along with the theoretical logical symbols in profusion.

Fig. 3.

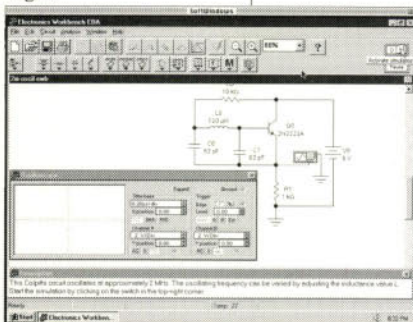


Fig. 4.

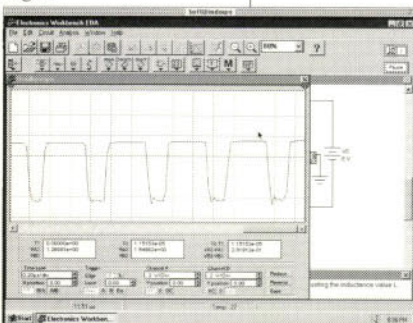


Fig. 5.

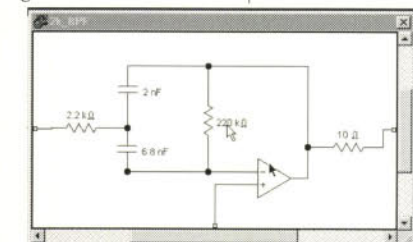
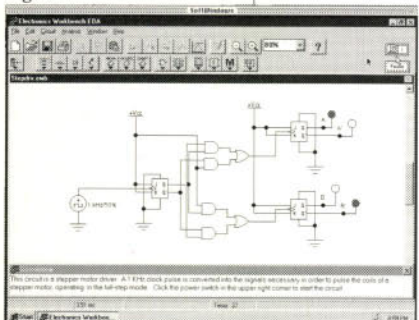


Fig. 7.



Faults Built-in

Each of the individual circuit elements is not only synthesised but may have a fault built into it. What a wonderful way of training technicians in the intricacies of fault-finding! A virtual fault (that can even be due to a virtual temperature rise) can be programmed into one or more components.

I remember the hours that were needed to 'doctor' components for the students training, when I worked at a school of electronics many years ago. What would I have given for that ability then!

There was a lump in my throat when I spotted that,

under 'Miscellaneous', even valves had been catered for. But it was a shame that only triodes were in evidence in the copy I had. Oh for a few 807s and PL500s just to create the days of my youth, the smell of a hot glass envelope, with the crackle of high voltage arcing over to say 'move that knuckle'!

On the 'sources' drop down there are a.c. and d.c. sources as well as frequency sources, a.m. signals, f.m. signals f.s.k. sources, sine, square and triangular wave generators. All of the various signals that I knew would be needed to test out a circuit were there, including one or two I hadn't come across before.

So far I haven't even touched (other than briefly) on EWB's ability with digital signals. But it works quite happily with those as well. They may be developed as easily as analogue signals circuits. In fact, in this version digital and analogue signal analysis may be carried out on the same circuit, no longer are the two separate programs.

The circuit shown in Fig. 7 is one of the sample digital circuits and illustrates a stepper motor driver. The indicators (circular items on the right hand side) indicate the logical state of the outputs and may be attached anywhere to show logic states, just like little l.e.d. indicators. Wonderful!

A list of the facilities within this new version of Electronic Workbench would take up most of the space I have to describe the whole program. Even after a month of evaluating EWB I feel there are some 'dark' corners - I've not even seen, let alone explored so extensive are EWB's facilities and capabilities.

But there has to be a down side to the equation. And what might that be? you may ask Well the program's so powerful it really needs a brute of a processor to do its best. Although, I've tried it on the equivalent of a 33MHz '486 machine running Windows 3.11 it was a little sluggish. Running Windows 95 on this machine helped the overall speed a little.

But put EWB on a Pentium class

machine with 16 or more megabytes of memory (mine has 32Mb) running Windows 95 and it becomes almost instantaneous. Change a component during a simulation and the 'scope display, or the Bode Plotter changes almost before you're aware of it. (Now it was showing what it could do).

I found that with the ability to simulate 'what-if' changes to circuits made me want to try many more changes to try to improve the circuit under test. And with this ease and ability there is a danger that you could make many changes just 'out of interest'. But you would not be wasting time as the first unit you build would perform as it should.

Electronic Workbench will interact with many other development programs from 'SPICE' simulator to p.c.b layout programs. The Electronic Workbench Version 5 program is destined to become part of an integrated electronic development environment.


For professional designers, EWB has a 'big brother' in the form of EWB EDA with 14 more analyses available. Being aimed at the professional market it does however, cost more.

Without a doubt either version (v5 or EDA) EWB is a remarkable tool for anyone interested in electronic development, either as a student or as a professional designer. I can imagine that for colleges and even radio clubs, EWB would quickly become an indispensable teaching aid.

My thanks go to **Robinson Marshall (Europe) PLC, Nadella Building, Leofric Business Park, Progress Close, Coventry CV3 2TF**, for supplying the review copy of Electronic Workbench Version 5 which costs **£199+P&P** and VAT. The 'big brother' version, Electronics Workbench EDA costs **£795+P&P** and VAT.

PW

Fig. 6.



Dip Meters - Dutch Style!

By Wim de Ruyter PA0PRW

Dutch reader Wim de Ruyter PA0PRW knows that PW readers like old 'favourite' ideas brought up-to-date. Wim thinks his 'Dip meter' suggestions are in this category and will be of interest to everyone who uses this most versatile instrument.

As a keen supporter of the useful 'dip meter' - whether valved or transistorised - I thought PW readers might be interested in some of my ideas.

My interest in taking advantage of the 'dip' meter or 'dip' oscillator (call it what you will...it's known under many a different name!) started after I'd read an interesting article in The 1948 ARRL Handbook. It was here that I realised that the author of so long ago had really emphasised how useful the 'dip' meter could be.

In the 1948 ARRL Book I found a series of really fascinating articles on using the 'dip' meter. Bearing in mind how few Radio Amateurs in those days had easy access to test equipment I'm sure that what I read was truly 'state of the art' for the Radio Amateur of almost 50 years ago.

Obviously, the circuits used in the original article used valves and my ideas use transistors. But despite the fact I have used semiconductors - valved 'dip' meters are still very useful tools. There's no doubt in my mind that many of you still have a

valved 'dipper' in the shack...they tend to be very long lived instruments!

So, having described where I got my first inspiration here I go...describing my 'Odd Job Man' oscillator...a most versatile instrument. My ideas are laid out as a series of suggestions rather than one single article in the hope that you will use the ideas of interest to you, and placing the others to one side.

The simple instrument I'm describing can serve as an audio generator, r.f. generator, 'gate' dipper, comparative 'Q' meter or an

absorption meter covering from about 200kHz to about 80MHz.

Basic Circuit

The heart of the basic circuit behind my 'universal dipper' arrangement, Fig. 1, is a matched pair of 2N3819 field effect transistors (f.e.t.s). The 'pinch off' of the individual 2N3819s must lie between 1.5 to 2V. This is necessary for use on a 9V supply and a high impedance load for Tr1 is provided the constant current source Tr2.

To help identify a 'matched pair' of 2N3819 f.e.t.s I suggest you use the circuit in Fig. 2. In use (a meter calibrated 0 to 10V or a multimeter can be used) this circuit helps identify 2N3819s with a similar 'pinch off' voltage (Vp).

I included the 2N3820 device (Tr2) to overcome difficulties with poor phase noise properties of bi-polar transistors. I originally used an AF239 transistor in this location, but the f.e.t. used in its place cured the problems of poor phase noise performance I encountered.

The Vp of a device used in the location of Tr2 must be about 1V. And the typical value of a stock quantity of 10 2N3820s in my workshop had turned out to be surprisingly low...at 1.4V! However, in most cases I feel sure you'll only have to buy five or so (they're not very expensive fortunately!) to find the right device for the job!

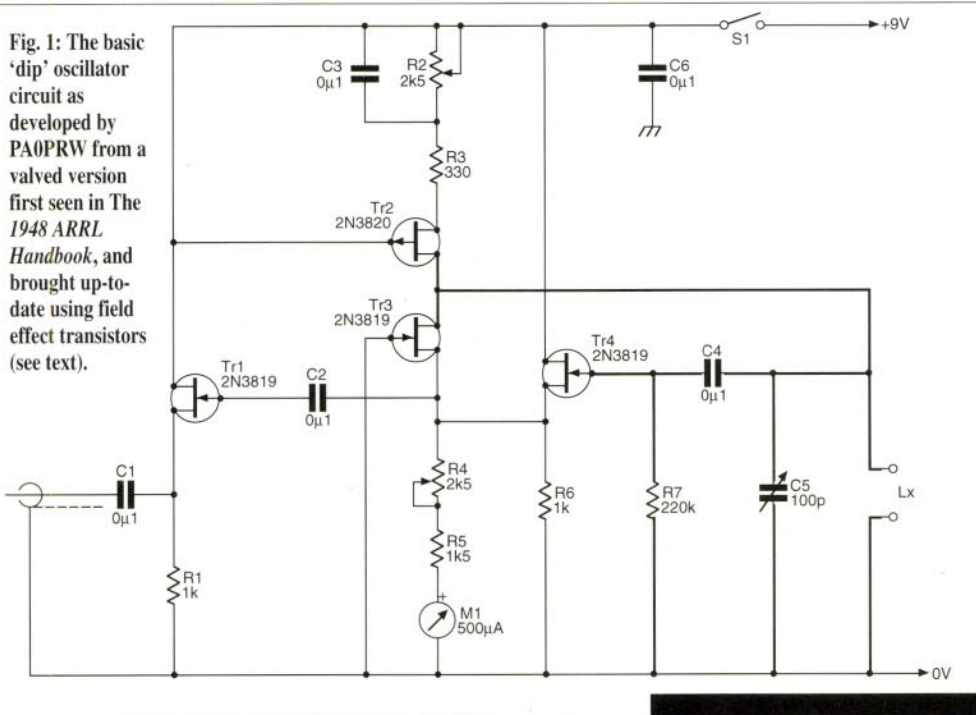
A further improvement comes from the symmetrical 'soft' clamping of the signal which is achieved by the

Continued on page 52



In his article Wim PA0PRW explains how versatile his 'Dip' meter - seen here with accompanying frequency counter - can be in practical Amateur Radio.

Fig. 1: The basic 'dip' oscillator circuit as developed by PA0PRW from a valved version first seen in The 1948 ARRL Handbook, and brought up-to-date using field effect transistors (see text).



Dip Meters - Dutch Style

Continued from page 51

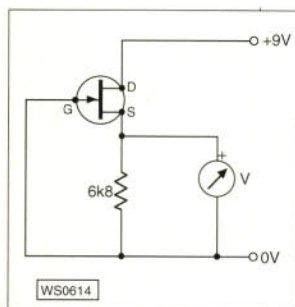


Fig. 2: Circuit used by PA0PRW to measure individual 'pinch off' voltage of 2N3819 devices to provide 'matched pairs' (see text).

means that a very good quality audio waveform can be obtained, especially when a resonant circuit with high C value is applied.

Incidentally, the core of the audio coil must (preferably) be a solid type, so a pot-core type could be used. If you decide to use a toroid, you'll certainly find a 'shuttle' type bobbin very helpful.

In use, the 'shuttle' type bobbin carries the wire through the core very easily, with minimum effort and has the advantage that it also acts as the spool carrying the wire to wind the coil. Take it from me...if you ever have to wind fairly large coils onto a toroid...it's worth making a 'shuttle' type bobbin!

For use as a signal generator the amplitude of the 2N3819 oscillator must be 'peaked' by R4. The adjustment is critical and it will need to be re-

adjusted as the battery voltage drops during its working lifetime.

It's important to bear in mind that - in my opinion - a dip oscillator must oscillate weakly. The weak oscillation ensures that you'll get the most pronounced 'dip' when energy is

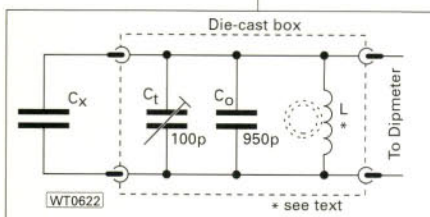


Fig. 3: Circuit of the capacity measuring module as suggested by Wim de Ruyter (see text for explanation of technique involved).

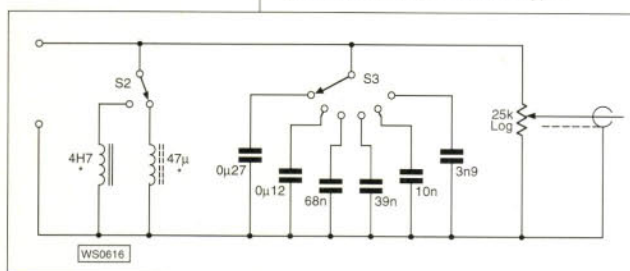


Fig. 4: The audio module unit for use with the 'dip' meter. This is built in a separate aluminium die-cast box. Range 1 covers 200-300-400-500-1kHz with a coil of 4.6H (large audio choke). Range 2 covers 2-3-4-5-10kHz using a 47mH (milliHenry) toroidal core coil of 75 turns 24s.w.g. (Toroid is a Philips Green 1.5in outside diameter type). The capacitor values (0.27µF - to- 3.9nF) selected by the switch S3, will have to be found by trial and error.

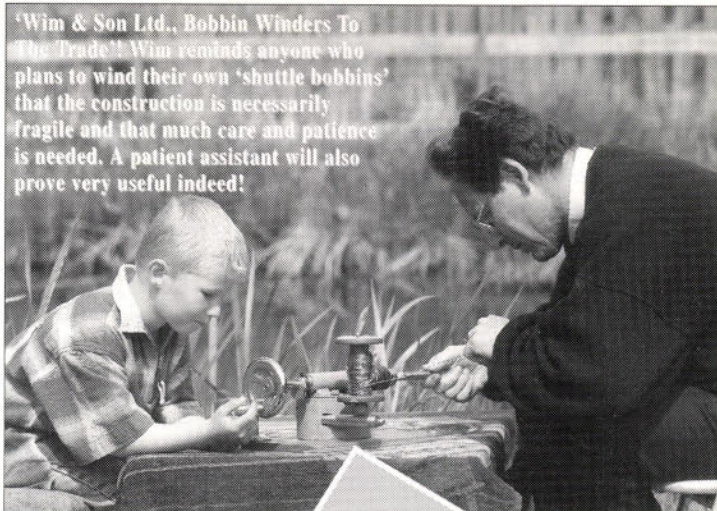
absorbed by the absorbing circuit.

Really Versatile

The basic instrument is, as I've already stressed, really versatile and to emphasise the point it will: (with no coil connected) act as a sawtooth generator, and it can be used to identify small (unknown value) capacitors and in conjunction with a frequency counter you'll have a very useful combination.

And if you don't have a good sensitive meter movement available to use to indicate the 'dip' don't despair! You can use a large external meter movement (an AVO type would be ideal). Additionally, if you take this idea up you can use the external

'Wim & Son Ltd., Bobbin Winders To The Trade'. Wim reminds anyone who plans to wind their own 'shuttle bobbins' that the construction is necessarily fragile and that much care and patience is needed. A patient assistant will also prove very useful indeed!



meter in a bridge type circuit so it can be 'zeroed' (this is necessary when you're using the dB scale).

Using the 'dip' meter as a field strength meter you'll be able to measure front-to-back ratios of beam antennas. If you have incorporated a bridge circuit as I've suggested, you'll be able to use the dB scale directly to compare the front-to-back ratios in dBs.

Incidentally, if you don't have access to a frequency counter you can either build the very popular PW 'Robin' frequency counter project, or build the very useful kit from **Howes Communications** (The DFD 5).

Capacity Measurement

To measure capacitance using the dip meter you use the detuning effect of the unknown capacitor. Look at the diagram, Fig. 3, where the capacity measuring interface is shown. A simple circuit, but with two effects that limit in absolute terms the accuracy and range of measurements.

The two limiting factors are the coil's self capacitance and the hysteresis and saturation of the toroid core material used. The self capacitance of a coil is unfortunately not a fixed value. It varies with the construction of the coil and with the frequency of oscillation.

The coil L is wound on a 25mm toroidal core using 50turns of 0.5mm (24s.w.g.) enamelled copper wire.



The particular core I used came

from Philips and was coloured purple, but almost any low frequency toroidal core of 20-30mm diameter should work.


The hysteresis and saturation effects will change with the level of oscillation and with the frequency as well. But in general terms it will allow measurements to be taken within $\pm 1.5\%$ up to 1000pF and within $\pm 3\%$ up to 0.1µF

To measure a capacitance value the resonant frequency of the unit without the capacitor is measured, then the C_x is added and the new resonant frequency is measured. Following these two frequency measurements, a simple calculation is all that's needed to find the unknown capacitance value.

The two frequencies of oscillation are F_n , the normal frequency, and F_x , the frequency of oscillation with the unknown capacitor C_x in parallel.

$$F_n = \frac{1}{2\pi\sqrt{LC}} \quad F_x = \frac{1}{2\pi\sqrt{L(C+C_x)}}$$

Continued on page 57



Ham Radio Made Easy


If you've ever seen a copy of the (very popular and it ran to many editions) RSGB's *A Guide To Amateur Radio* by **Pat Hawker G3VA**, you'll realise that this book is a modern American version of the same idea. And although it is very American in approach, any new Radio Amateur will find the book of interest.

Steve Ford WB8IMY, the author, provides a useful 'overview' of the hobby and procedures which will help new operators and experienced types who want to catch up on new techniques! And at just **£12.50** it won't break the bank to add *Ham Radio Made Easy* to your collection.

prof

This month we profile a selection of titles which are published from 'across the pond' by the American Radio Relay League. Although these titles are American in origin they are most informative and most certainly will appeal to the European Radio Amateur.

The ARRL Antenna Compendium Vol 5



The very popular *Antenna Compendium* series from the ARRL has now reached volume 5. Editor **Dean Straw N6BV** and his Assistant Editor **Rich Roznoy KA1OF** have managed to find more antennas and techniques to publish in the ongoing series of antenna books.

There are eight sections in this 200-page A4 sized book as well as a 3.5in IBM PC (or compatible) disk with antenna data and programs. The sections are '80 and 160-Meter Antennas', 'VHF/UHF' Antennas, 'Antenna Modelling', 'Multiband Antennas', 'Propagation and Ground Effects', 'Measurements and Computations', 'Special Antennas' and 'Antennas Tuners, Baluns and Transmission Lines'.

There are many new designs of antenna appearing in this, the latest in the series, book. Find out how to build the 'Hentenna' a new 'miracle' wire antenna from JF6DEA, a full sized discone for h.f. working or a trapped delta loop for 3.5/7/10MHz working. These antennas and many more may be found in this new addition to the 'Antenna Compendium' series.

The *ARRL Antenna Compendium Vol 5* is available for **£16.50**.


ARRL Handbook CD Version 1.0

Over the years several generations of Radio Amateurs as well as engineers, technicians and students have enjoyed and found *The ARRL Handbook* to be an indispensable reference guide. And now for the first time ever it's available on CDROM. Contained on the CDROM is the complete text and illustrations from the printed handbook.

Also included is a powerful search facility that allows the user to find information quickly by simply entering key words or phrases, as well as audio clips to illustrate a variety of modes and activities. You can 'zoom' in to enlarge or reduce text and illustrations and well as pasting text and illustrations into other Windows applications.

The minimum system requirements to run the CDROM of the *ARRL Handbook* are a '386, '486 or Pentium IBM PC with 4Mb RAM, Microsoft Windows 3.1.

A copy of the *ARRL Handbook* on CDROM costs **£30** and is available now!



TO ORDER ANY OF THE TITLES MENTIONED ON THESE TWO PAGES PLEASE USE THE ORDER FORM IN THIS ISSUE OR

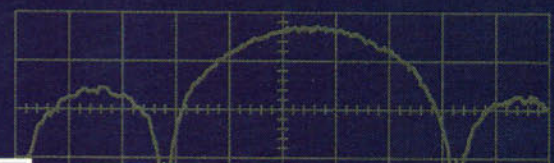
files

The ARRL Spread Spectrum Sourcebook

When *PW* published an article on Spread Spectrum a few years back quite a few readers thought it was an elaborate practical joke! However, if you are interested in the fascinating new world of spread spectrum operation...this book will help you find out much more.

All the 'secrets', possible techniques and methods used in this highly complex mode are covered and if it becomes an option for all Radio Amateurs in the UK...you'll be ready and at least understand it's far from being a joke! *The ARRL Spread Spectrum Sourcebook* costs £15.50.

THE ARRL SPREAD SPECTRUM SOURCEBOOK





Antenna Impedance Matching

Proper impedance matching of an antenna to a transmission line is a concern of every radio amateur and antenna engineers alike. A properly matched antenna as the termination for a line minimises feed-line losses. Power can be fed to such a line without the need for a matching network at the line input.

There is no mystery involved in designing even the most complex multi-element networks for broadband coverage and the author of *Antenna Impedance Matching*, **Wilfred Caron** sets out to prove that within the 195 pages of this comprehensive book.

A copy of *Antenna Impedance Matching* will cost you just £14.50.



FURTHER LISTINGS AVAILABLE ON
PAGES 80 & 81 OF THIS ISSUE

Understanding Basic Electronics

Anyone who remembers the excellent 'Common Core' series of books entitled *Basic Electronics*, *Basic Electricity*, *Basic Radar*, etc., will be interested in this new book from the ARRL. They have aimed at producing a book which is a first text book rather than an introduction to Amateur Radio.

Packed with relatively short (some single pages and some with two pages) 'bite size' sections covering the whole aspect of basic electronics...this book is an absolutely superb buy for the beginner and instructor alike.

Profusely illustrated with diagrams and excellent cartoons, *Understanding Basic Electronics* is both readable and instructive. I'm adding it to my 'Recommended Reading List' for the new 'Radio - Discover The Basics' column.

Well done ARRL! *Understanding Basic Electronics* comes **Very highly recommended** at £16.50.

Rob Mannion G3XFD

UNDERSTANDING BASIC ELECTRONICS



CALL NOW!

TELEPHONE MICHAEL HURST ON

(01202) 659930



Communications Centre (Photo Acoustics Ltd.)

TWO-WAY RADIO ● AMATEUR RADIO ● AUDIO VISUAL ● SALES & SERVICE

58 High Street, Newport Pagnell, Bucks MK16 8AQ.

Tel: (01908) 610625 FAX: (01908) 216373

(E-Mail: 100304.71@compuserve.com)

Alinco (New low prices) From 1.8-50MHz



DX-70 mobile or base 1.8MHz SSB, CW, FM, AM 100W of engineering brilliance.

£695 carr FREE

DEPOSIT £70, 24 PAYMENTS OF £33.

COST OF LOAN, £167.

PACKAGE 1. Price for DX-70 complete with SG-230 Smarttuner.

£975.00 carr FREE

DEPOSIT £99, 24 PAYMENTS OF £46.25.

COST OF LOAN, £234.

PACKAGE 2. Price for DX-70 complete with SG-230 Smarttuner and 20 amp power supply.

£1059.00 carr FREE

DEPOSIT £150, 24 PAYMENTS OF £47.99.

COST OF LOAN, £242.76.

Also available the DX-70TH. High power version, 100W on 6m.

£775.00 carr FREE

DEPOSIT £79, 24 PAYMENTS OF £36.75.

COST OF LOAN, £186.

DJ-G5 Dual Band Handheld

A brilliant twin handheld that does everything including spectrum display of adjacent channels.

The receiver has a superb front end that does not suffer with breakthrough like other handhelds and has CTCSS/DTMF built in as standard.

- Spectrum channel display
- Extended receive including Airband 103-173.995MHz, 400-511.995MHz, 800-999.990MHz
- Full VHF/UHF Duplex
- Over air cloning
- Cross hand repeater function
- Up to 5W output
- 100 memories

£299.95



P-2512M

25-30 amp power supply with variable volts (3-15). Dual meters (VS + amps) and over voltage protected.

£89.95 carr £10

SAVE £10

IC-706 PACKAGE DEALS

PACKAGE 1. IC-706 c/w SG-230 Smarttuner auto ATU.

£1178.00 carr FREE

DEPOSIT £150, 24 PAYMENTS OF £54.28.

COST OF LOAN, £274.72.

PACKAGE 2. IC-706 c/w Comet CAHV HF, 6m and 2m mobile antenna.

£948.00 carr FREE

DEPOSIT £99, 24 PAYMENTS OF £44.83. COST OF LOAN, £226.92.

PACKAGE 3. IC-706 c/w SG-230 Smarttuner and 25 amp PSU.

£1267.95 carr FREE

DEPOSIT £150.95, 24 PAYMENTS OF £58.98. COST OF LOAN, £298.52.



5 YEAR WARRANTY IS AVAILABLE ON ALL LISTED PRODUCTS

SG-230 Smarttuner®

Antenna Coupler SSB, AM, CW & DATA


£349.00

SAVE £50

You can't buy a smarter tuner than this. An automatic antenna coupler so intelligent it precisely tunes any length antenna - 8 to 80ft - in the HF band.

The Smarttuner® automatically evaluates and switches 64 input and 32 output capacitance combinations, plus 256 inductance combinations in a "pi" network. The amazing result is over a half-million different ways to ensure a perfect match for your transceiver. And the most intelligent feature of all is that the Smarttuner® remembers the chosen frequency and tuning values, and will automatically reselect those values - in less than 10ms, each time you transmit on that frequency.

The SG-230 Smarttuner®. Buy Smart.



SMARTTUNER INSIDE

POWERCLEAR™

Add on DSP

- Built in audio amp.
- Speaker mounting bracket.
- Use with ANY Radio, Transceiver, voice or Data Link, even noisy telephone lines.
- Ideal for vehicle mounting
- Noise reduction
- Notch filter
- Variable band pass filter



£329.00
SAVE £70

NEW FROM SGC...

SG-231 100W, 1.8-50MHz Smarttuner. We are still awaiting final information on this unit at the time of going to press, however the SG-231 is smaller than the SG-230 but will be capable of tuning any long wire or whip antenna from 1.8-50MHz. Ideal for the IC-706 and the Alinco DX-70.

Projected price is **£499.00**

KENWOOD TS-570D Setting the standard in performance

KENWOOD



- ★ 16 bit DSP AF signal processing
- ★ CW auto tune
- ★ 5W QRP setting
- ★ Built-in auto ATU
- ★ Electronic keyer

£1495.00

Our price £1270.00

AUTHORISED AGENTS FOR KENWOOD, ICOM, YAESU & ALINCO. FULL SERVICE FACILITIES AVAILABLE

SPEND UP TO £1,200 INSTANTLY WITH A PHOTO ACOUSTICS LTD. CREDIT CHARGE CARD

PART EXCHANGE WELCOME, ASK FOR KERRY G6IZF, Jon or JANE.

RETAIL SHOWROOM OPEN MON - FRI 9.30 - 5.30, (Thursday 9.30 - 12.30) Saturday 9.30 - 4.30

Goods normally despatched within 24 hours. Please allow 7 banking days for cheque clearance. Prices correct at time of going to press - E&OE



Dip Meters - Dutch Style

Continued from page 52

The ratio between the two frequencies is related to C_x by the following formula:

$$C_x = \left(\frac{F_n}{F_x} - 1 \right)^2 \times 1000 (\text{pF})$$

But before you can use this formula it's necessary to calibrate the unit, to make $(C_o + C_t)$ equal to 1000pF. This is quite simple to do, but you'll need a 100pF 1% capacitor to become the temporary C_x . When the capacitor C_x is 100pF and the $(C_o + C_t) = 1000\text{pF}$ then the ratio of F_n and F_x is the square root of $(1/1.1)$, which is 0.95346.

So when F_x becomes $(F_n \times 0.95346)$ then $(C_o + C_t)$ is calibrated. You should carry out the calibration at the working temperature and with the

coil fitted into the die-cast aluminium box.

The unit is now ready to use, all you need now is the calculator. But if the counter has a 'count output' facility the whole thing could be made automatic.

If an inductor is placed in parallel then the frequency shift is negative. You can calculate the value a **negative capacitance** and then calculate it back to microHenries. But as this would depend on the exact frequencies I won't go into details.

In Your Shack

I hope you find my ideas of interest and that you'll now discover a useful (and perhaps neglected?) instrument in your shack. And if you don't have a 'dip' meter perhaps you'll be encouraged to build one for yourself.

So, I suggest you get busy and follow my example and although you won't do yours 'Dutch style'...you will make one to suit your requirements. They really are that versatile!

PW


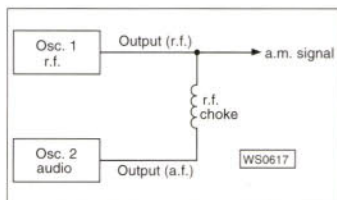


Fig. 5: Suggested technique for applying simple modulation to a 'dip' meter.



If you're travelling a long distance to a rally, it could be worth 'phoning the contact number to check all is well, before setting off.

The Editorial staff of PW cannot be held responsible for information on Rallies, as this is supplied by the organisers and is published in good faith as a service to readers.

If you have any queries about a particular event, please contact the organisers direct.

Editor

RADIO Diary 1997

Compiled by Zoë Crabb

If you wish to have your Rally featured in Radio Diary, all you have to do is send in as much information about the Rally as possible, ie. date, location, time, who to contact, etc., to Zoë Crabb at the PW Editorial Office.

April 13: The 16th Mobile Rally of the Lough Erne Amateur Radio Club will be held at the Killyhelvin Hotel, Enniskillen, Northern Ireland. Doors open at 12 noon. Tyrone Amateur Electronics, Icom, Yaesu, Waters & Stanton will be there as well as many other traders. **Keiran G17NET** on (01365) 348063 and (01365) 327133 (evenings).

April 19: International Marconi Day exhibition at the Wireless Museum in Puckpool Park, Seaview, Isle of Wight. There will be a display of early Marconi gear and working short wave transmitting station. Free entry and free parking plus refreshments. **Douglas G3KPO** on (01983) 567665.

April 19: SAMS '97 Computer & Electronics Show Rally will take place at Bingley Hall, Staffordshire Showground, Weston Road, Stafford (A518 Stafford-Utteter Road), signposted from junction 14 on M6, bus shuttle from Stafford Railway Station. Doors open 10am to 4pm and admission is £2.50 for adults, children under 14, 50p, concessions, OAPS, RSGB members, student card, UB40, £1.50. Advance tickets £1.50 plus s.a.e. This is the 9th consecutive year for AMS at Bingley Hall. Last year's show saw just under 100 trade stands, covering the computing spectrum, including PC, Einstein, Amiga, AtariST and Atari8-bit, along with accessories, software, books, components and lots more. There will be lots of free parking, a licensed bar from 11am, refreshments, meals, cafeteria. More information from **Sharon Alward** on (01473) 741533 or FAX on (01473) 741361.

April 27: The BATC Rally '97 is being held at the Sports Connexion, Coventry. Doors open at 10am (9.30am for disabled visitors). Entrance is £1, 50p for

OAPs and under 14s. There will be all the usual features of BATC rallies, over 200 trading tables, Bring & Buy, large outdoor flea market, specialist more television displays, ex broadcast vehicles, etc. GB6ATV talk-in on S22 and GB3CV (RB9). There are full refreshment facilities and a licensed bar. **Mike Wooding G6IQM** on (01788) 890365, FAX: (01788) 891883, E-mail: batc97@g6iqm.demon.co.uk

May 5: The Dartmoor Radio Rally are holding their rally at the Yelverton Memorial Village Hall, Meavy Lane, Yelverton, Devon. There is parking for 600 cars, access for disabled visitors, playground for children, trade stands, Bring & Buy, etc., refreshments. Doors open at 10.30am. Talk-in on S22. **Ron G7LLG** on (01822) 852586.

May 5: The Mid-Cheshire Amateur Radio Society are holding their rally at Winsford Civic Hall, Town Centre, Winsford. Doors open at 11am (10.30am for disabled visitors). Admission is £1, under 14s free with adults. Talk-in on 2m. There will be ample parking, a bar and catering services, too. All the usual traders will be there, there will also be a Bring & Buy stand. The rally is fully signposted. More details from **David G4XUV**, QTHR on (01606) 77787.

May 11: The Midland Amateur Radio Society (MARS) are holding their Drayton Rally at Drayton Manor Park, Tamworth, Staffs. Doors open 10.30 to 4.30pm. There will be trade stands, Bring & Buy, Flea Market,

local clubs, children's entertainment, side show, a licensed bar and a zoo, etc. A day out for all the family. For more information 'phone **Peter Haylor G6DRN** on 0121-443 1189 or **Mike Nyman G40MP** on 0121-486 1634.

***May 16/17/18:** The Dayton HamVention, the largest amateur radio show in the world, is taking place at the Hara Convention Centre in Ohio, USA. Doors open at 12pm on the 16th, and the event runs until early afternoon on the 18th. For the early risers, the Flea Market is open from 6am on the 16th. You will be able to visit many trade stands, attend lectures and meet amateurs from all over the world.

May 18: Yeovil ARC are holding their 13th QRP Convention at Digby Hall, Hound St., Sherborne, Dorset. Doors open 0900 to 1700. There will be lectures, trade stands, refreshments, talk-in on S22. Entry is £2, which includes prize draw ticket. **Peter G3CQR**, QTHR on (01935) 813054.

May 18: The Dunstable Downs Radio Club are holding their 14th Annual National Amateur Radio and Car Boot Sale at Stockwood Country Park, Luton, nr. junction 10, M1. Doors open 10am to 4pm. Talk-in on 144MHz. Free entry to Mossman collection of Horse drawn vehicles, craft museum, plus much, much more. Plot details on (01582) 613899, pre-bookings for plots until May 14th. Plots can be purchased on the day.


May 18: The Mid-Ulster Amateur Radio Club are holding their Annual Radio Rally and Bring & Buy at the Silverwood Hotel, Lurgan (1/2 mile from M1 motorway). Doors open from 12 noon. There will be a buffet, bar and car parking facilities available in the Hotel. Contact **Mr R. Todd G10STS** on (01762) 324383.

May 25: The Plymouth Radio Club is holding its rally at the College of Further Education, Kings Road, Devonport, Plymouth. Admission is £1. Doors open at 10am for disabled visitors and 10.30am for others. Anyone wanting further information, contact **Stephen Ramsden G7UXL** on (01752) 662051 during office hours or before 9pm on (01752) 777189.

May 25: The 21st East Suffolk Wireless Revival, Ipswich, is to be held at Stoke High School, SSE main hall, map ref. TM164435. Radio & Computer Rally open from 10am (9.30am for disabled visitors) until 4pm. Talk-in on S22. **Dave Johnson G7SMX** on (01394) 285600, johnsod6@boat.bt.com

June 21: The Royal Navy Amateur Radio Society are holding their Annual Mobile Rally at HMS Collingwood, Fareham, in conjunction with The Royal Navy Brickwoods Field Gun Competition and HMS Collingwood Open Day. This year's rally will have a similar format to last year, plenty of action for all the family including the Free Fall Parachute team and the Hampshire Police Motor Cycle Team, plus all the usual Amateur Radio content for the remainder. (01705) 365503.

Valve & Vintage



By Ben Nock G4BXD

Stand by your desks and pay attention! It's Ben Nock G4BXD's turn to look after the vintage 'Wireless Shop'...and judging by the fact he's in uniform there must be a 'military flavour' this month!




Fig. 1: An old favourite...the R1155 (the two top units) belonging to G3LPS and the 1154 set (below). Note the slight modification to the h.t. and aerial plugs on the side of the 1154 transmitter.

Here I am once more, on the subject of 'Valve and Vintage', with a 'military flavour' and amongst other things, a few readers enquiries to put forward. And to start off, **Mr A. Guibert**, from Canada, E-mailed to ask what I knew about the OSSRWS!

Now the initials stand for (apparently) **Out Station Sound Ranging Wireless Set**. Phew!

As it was, I knew nothing, but Mr Guibert kindly sent me the few sheets he had on the system. It looks like a No. 22 set, the p.s.u. is very similar, and the 'blurb' states that it's for recording the sound of the guns in a field battery, going **BANG**. Why, I do not know, but there we are!

Anyway, suffice it to say, if anyone out there knows about the OSSRW system or has a circuit diagram or other information, do let me know and I'll pass it on.

Another enquiry, and this time it comes from **Ray K5FKT**. "Picked up an Admiralty '5G' set from VK-land. Uses a 5Z3 rectifier, a 6V6 crystal oscillator and an 807 in the final. It is a c.w. transmitter operating in 3 bands, from 3 to 24 MHz, using plug-in coils. Cute little thing. Any idea where I can get a schematic or other information on the beast?". Well, if anyone can help Ray, get in touch with me and again I'll pass it on.

Admiralty Pattern

Another enquiry has come from **Jack G4IZM**, who would like information on an Admiralty Pattern Receiver AP100335. This is a medium and high frequency set, covering 60kHz to 30MHz.

The receiver is quite large and heavy, as with all Navy things, and it's used in conjunction with an AP100333 transmitter. Jack needs a decent circuit diagram for the receiver and transmitter and any alignment notes that may be out there. Can you help?

Arms Fairs

Though in the main a place for armour, medals and uniforms, you can find the odd radio related item at various Arms fairs.

One event is held on a regular basis at the National Motorcycle Museum. This is at Junction 6, on the M42. The next meetings there are on 15 June, 21 September and 23 November 1997. The contact number is (0115) 9474137.

Specialised Societies

Brian Williamson, from Surrey, wrote in to ask me if there were any specialised societies for collecting valved equipment. And in answer Brian, I know of the **Eddystone Users Group (EUG)**, mentioned in my last column, and then there is the **Military**



Fig. 2: The R-103 Mark 1 Canadian. Note the built-in speaker on the left, with main tuning knob on the right.

Wireless Amateur Radio Society (MWARS).

The MWARS group, to which I belong, is mainly interested in military, or 'green' kit, hence the title. But many members have either commercial or Amateur Radio valved gear, KWs, Labgear, Eddystone, etc.

Membership of the group is £7 a year and we have a bi-monthly newsheet with articles and adverts. We also have a net on 3.625MHz, using a.m. on Saturday mornings at 0930 UTC.

There's also a net 3.577MHz on



Fig. 3: The inside of the R-103 Mark 1. The coil pack and tuning components are on the left of the picture, with the i.f. stages in the middle. The vibrator power pack is mounted on the right hand side of the chassis.

Sundays starting at 0930UTC for c.w. users. And with many members around during the week on the same frequencies, look around midday when you might find someone on the air. Contact for the Society is **John Taylor-Cram**, who can be telephoned on (01705) 250463.

Picture Gallery

First in the picture gallery this time is an old favourite, the R1155 and T1154 as shown in **Fig. 1** are **Eric G3LPS's** sets. Slightly modified as far as the plugs and sockets go, they are in use on the bands at odd times. So, if you hear a 'chirpy' c.w. note, it might be Eric.

Next I've heard from **Mr Loustau**, near Paris in France. He has sent pictures of the R-103 Mark I Canadian. This Seven Loctal valved set, covers 1.5 to 16MHz in three ranges and is powered from a 6V d.c. source.

There is a British R-103 but it's slightly different in appearance. The photograph **Fig. 2**, shows the front of the Canadian version, while the photograph **Fig. 3**, shows the inside layout. I believe the set was fitted into vehicles as some sort of monitor. Again, information is required.

Now we're privileged to have a




Fig. 4: The 'Saram' 0-12 set. The set on the left has German markings and the version on the right is in the original French (see text).

picture of a rare little set. The photograph in **Fig. 4**, is of a 'Le Recepteur Saram 0-12', a 5-band, 4-valved set which covers Long waves up to 7MHz.

The set is a tuned radio frequency (t.r.f.) receiver. In other words, it's a 'straight set' with no intermediate frequency hence no local oscillator.

There are just three sets of tuned circuits running at the received frequency followed by a detector stage. The receiver was designed around 1935/36 and used by the French Air Force. (The version on the left was 'captured'

12V. The receiver has a vibrator power supply built in and the transmitter uses the familiar rotary generator. Two 6V batteries would have been used, wired in series with a take-off at the junction for the receiver, the two powering the transmitter.

The transmitter uses two 807 valves as oscillator and p.a. stage, and power output is around 10W c.w. only, no modulation being provided. An aerial current meter allows the 'roller coaster' output tank circuit to be correctly matched to long wire aerial. A connector allows the aerial to be patched through to the receiver whilst listening.

I have only ever seen one type of 76 Set, but there are at least three versions of the R-109 (I have a 109, a 109A and a 109AT. Slightly different frequency coverages and tropicalisation form the variations. (The 109 in the

a good 'wash and brush up' an inspection showed it to be complete and free from attacks from the dreaded 'modifysanythingus' animal.

Applying heater volts produced the faint glow in the valves. With appropriate h.t. provided, the set produced pleasing squeals, squeaks and whistles from the monitoring receiver. All the bits seemed to work so action was taken to see if the 18 would still transmit.

The 18 Set still had the original 5-pin power supply plug. Orientation of this is straightforward: looking at the pins (with the body of the plug pointing down) the bottom two pins are the heaters (3V) top pin is 12V positive, left pin is h.t. positive (170V) and the right pin is 12V and h.t. negative. All supplies are of course d.c.

The 4-pin microphone plug at the front of the transmitter needs to have pin 2 and 4 linked to apply volts to the transmitter unit. (Looking at the set that's the upper right pin to the lower left pin).

Carrier Jumpy

With power applied to the 18 Set I found the carrier was very 'jumpy' and unstable. So I proceeded to remove the valve, clean the pins and re-soldered all the joints.

Next I added a couple of new decouplers (0.01µF), to the h.t. side of things. I finished off by tightening up all the screws, nuts and bolts.

Then I tried it on air again, the actions seemed to have helped but the drift was quite high and the chirp quite pronounced. Adding extra electrolytics to the h.t. only seemed to increase the chirp so they were left out of circuit.

To try and reduce the voltage change on the v.f.o. when the p.a. was keyed, I added a 3.3kΩ resistor in series with the v.f.o. feed, decoupled by a 1µF 250V capacitor. I also added a 0.01µF to the screen grid of the p.a., to ground, this being the pin that's keyed for c.w. use.

The overall effect was to calm things down quite a bit. The chirp was less, but still there, and the drift was still evident.

As there's no provision for crystal control on the 18

set I tried soldering a 7MHz crystal across the grid resistor of the v.f.o. This locked the v.f.o. quite nicely and now, with this addition, I tried it on the air.

I worked an SP9 (Poland) who gave me 579 and a DJ8 (Germany) who gave me 569 (that's 250mW into the 135 ft long wire aerial used at my station. Considering it's a 50-year old, flea-powered set, I think that's quite good going and a remarkable testimonial to the original designers of the 18 set. I would imagine the crystal addition would work on the 68 set on 3.5MHz just as well.

Different QRP

I realise the 18 Set is not every QRPers ideal set. But it's certainly a little different from the fairly bland little sets sometimes used.

Well that's all for now. In closing I would like to point out that, contrary to comments made to me, I have no connection, privately or business wise, with any other contributors to this column or magazine (other than contact with the *PW* Editor). Any comments to other 'Valve & Vintage' contributors should be addressed directly to them.

Finally, thanks to G.A. Taylor G8AKN, and James Farquhar who sent information following my last column's mention of the Trophy 6 set.

As always, I can be contacted direct at: 'The Radio Room', 62 Cobden St, Kidderminster, Worcestershire DY11 6RP, via the *PW* offices or by E-mail at 106312.1035@compuserve.com or @ GB7TCM.




Fig. 5: The R-109 (left) with Sender No. 76 on the right. The centre plate mounted on the 76 set provides tuning settings for various lengths of wire aerial.

by the Germans and has been replated with German lettering).

My Shelves

Now a couple of sets off my shelves and I'll start with the receiver No R-109 and its matching transmitter, Sender No 76, as seen in **Fig. 5**. These battery powered sets were used together to form a fairly high powered station. The transmitter is crystal controlled, six crystals being fitted inside the set and selected from a front panel switch.

The receiver, tuneable from 2 to 12MHz, is powered from a 6V source while the transmitter needs

photograph is missing its front 'kick' grill, as fitted to the 76 Set).

With reference to 'kick' grills, many of the war time sets had these metal protection grills. The 19, 62, 22, etc., had them to protect the equipment controls from the heavy booted feet of the 'Squaddies'. They have, in the main now they're in the hands of amateurs and collectors, been removed for ease of operation.

Tender Loving Care

Finding a poor old 18 Set transmitter in a cardboard box at a rally the other day I took it home for some 'tender loving care'. After




Fig. 6: A pair of Wireless sets No. 18. The separate (removable for servicing) receiver unit is on top, with the separate (linked by an inter-unit plug and socket arrangement) at the bottom. The large combined h.t., bias and l.t. 'all dry' battery is housed inside the bottom unit, under the transmitter.

Carrying on the Practical Way

By George Dobbs G3RJV

This month the Rev. George Dobbs G3RJV describes an 'add-on' external b.f.o. unit enabling reception of c.w. and s.s.b. on broadcast band receivers not fitted with such 'luxuries'!

One of my favourite amateur radio station photographs is that of Binu VU2NGB's station in India. The whole station is home-made from what is to hand. His transmitter is a collection of circuit boards loose on the table and the receiver is an a.m. 'all-wave' transistor radio.

Binu's receiver uses an external beat frequency oscillator (b.f.o.) to resolve s.s.b. and c.w. stations. With this set-up, Binu has over 60 countries confirmed on 7MHz.

The VU2NGB set-up is a fine example of running an amateur radio station in difficult circumstances. It also looks a little like my first amateur radio station at the beginning of the 1960s!

This month's little project is designed to help an a.m. broadcast receiver, with short wave ranges, resolve s.s.b. and c.w. signals. Almost all such receivers use 455kHz as an intermediate frequency and injecting a 455kHz signal will provide the needed beat note.

The b.f.o. unit could also be used as a 455kHz source for a


receiver project with that frequency used as an intermediate frequency. Suitable crystals for these frequencies are very expensive.

The Circuit

The b.f.o. circuit is shown in Fig. 1. It's a Colpitts oscillator based around an MPF102 field effect transistor (f.e.t.).

In this application the oscillator is tuned to frequency with an i.f. transformer inductor from the Toko range. These inductors have an internal capacitor and additional parallel capacitance is added to enable the oscillator to tune across the i.f. pass-band, and this tuning is provided by a varactor diode type BB212.

Varactors require a 'tuning voltage', and this comes from a potential divider circuit with a



10kΩ linear potentiometer, R2. The r.f. output is taken from the source of the transistor.

The source resistor is a preset which is used to adjust the output voltage. Any stable supply in the 9 to 12V range will power the b.f.o. A PP3 battery would be ideal. (For effective operation from a mains powered supply, a smoothed stabilised supply is required).

Small Board

For convenience, you can build the b.f.o. on a small, 60 x 30mm, printed circuit board. The layout is shown in Fig. 2.

It would be simple to translate the layout as illustrated on to Perfboard. (This is the circuit board material with an 0.1in matrix of holes).

The circuit would also lend itself to 'ugly' construction. And in fact, my first prototype was built ugly fashion on a piece of blank p.c.b. some 50mm square.

Construction of the b.f.o. is a simple half-hour job. Apart from taking care with the pin placements on Tr1, the constructor needs to watch the placement of the BB212 varactor. This is a double varactor diode, with two anodes and a common cathode. (Both sections are used with the centre pin being the common cathode).

Stability at a low r.f. frequency such as 455kHz should not be a problem. However, I would advise good quality capacitors for C4, 5, 6

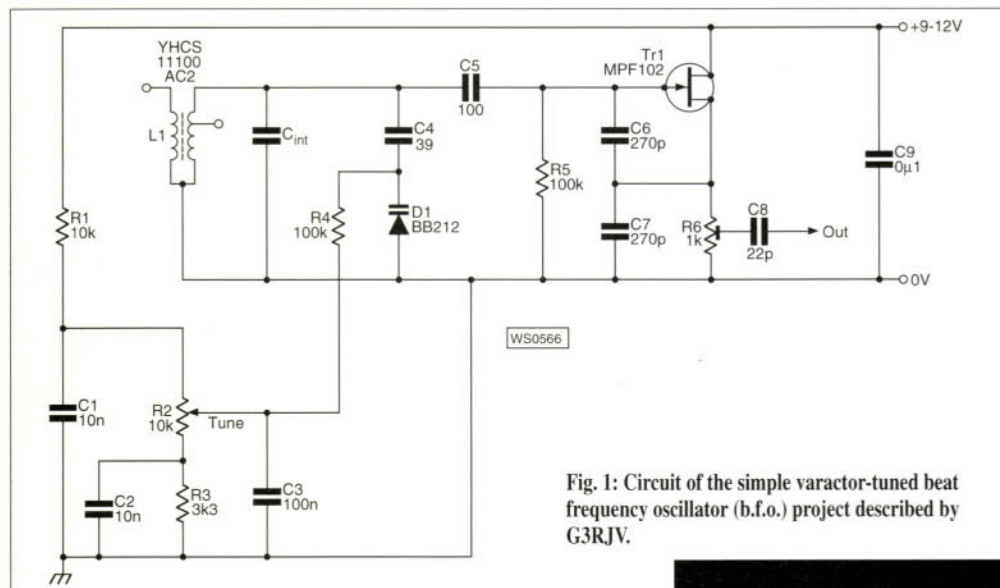


Fig. 1: Circuit of the simple varactor-tuned beat frequency oscillator (b.f.o.) project described by G3RJV.

Continued on page 63

01692-650077

EASTCOMM


01692-650077

Europe's Largest Amateur Radio Showroom

Open Monday - Friday 9.00 - 5.30, Saturday 9.00 - 4.00

**PERSONALISED
CALLSIGN
CLOCK**
£39.95FREE
DELIVERY**VIBROPLEX****BRASS
RACER
IAMBIC**

£159 P&P 7.95

**STRAIGHT KEY
DELUXE £199
STANDARD £169**
P&P 7.95**ORIGINAL STANDARD**
£169
DELUXE
£199
P&P 7.95**IAMBIC STANDARD**
£169
DELUXE
£199
P&P 7.95**SINGLE PADDLE STANDARD**
£159
DELUXE
£199
P&P 7.95**USED EQUIPMENT****HF EQUIPMENT**

YAESU FT101E	from	£299
YAESU FT747	from	£409
YAESU FT757GX	from	£479
YAESU FC757 AUTO ATU	from	£249
YAESU FT980	from	£789
ICOM IC-728	from	£769
ICOM IC-PS55 PSU	from	£165
ICOM IC-AT160	from	£269
ICOM IC-AT500 AUTO ATU		£495
ICOM IC-2KL LINEAR + PSU	from	£1495
TEN TEC CENTURY 22 + PSU		£349
TEN TEC PARAGON 585 + PSU		£895
AMERITRON AT15 1.5kW ATU		£425
TRIO TS520SE	from	£279
TRIO JR310 HF Ham Rx		£69
KENWOOD TS850SAT	from	£1190
KENWOOD DRU-2 Voice Recorder		£69
DRAKE TV3300LP 30MHz LP Filter		£35
SHINWA 1005 30MHz LP Filter		£35

VHF/UHF EQUIPMENT

ICOM IC-R100 0.1-1856MHz		£375
ICOM IC-449 70cm Mobile	from	£299
YAESU FT726 2m/70cm Base	from	£949
YAESU FT203 2m H/Held	from	£95
YAESU FT790 Mk1	from	£325
YAESU FT290 Mk1	from	£279
YAESU FT530 2m/70cm H/Held		£239
BNOS LPM423-10-50 Linear	from	£169

ACCESSORIES

TONO 9000E Comms Term.	from	£349
KENT Electronic Keyer		£45
VIBROPLEX EK1 Brass Racer		£119
Diamond SX200 1.8/200 Swr Meter		£69
W720S 2m/70cm Swr Meter		£129
TOYO T430 2m/70cm Swr Meter		£69
WESTERN PM2000 SWR Meter		£89
DIAMOND DL1000 Dummy Load		£145
Cushcraft A3WS 12/17M 3el NEW		£189
Hari 20/15/10 Trap Dipole NEW!		£79
D144 2M Deviation Meter NEW!		£179
VTtronix Marine Colinear NEW!		£69
ICOM EX1/EX2 Ext. Acc. Term's		£10
Mosley 12/17m Wire Trap Ant.		£69

**PLEASE PHONE
FOR AVAILABILITY****MOSLEY USA BEAMS & VERTICALS**

TA32JRN	10/15/20M	2 EL	£299	P&P £10
TA31M#	10/15/20M	1 EL	£229	£9
TA32M#	10/15/20M	2 EL	£399	£11
TA33M WARC#	10/12/15/17/20M	4 EL	£659	£13
TA53M WARC#	10/12/15/17/20M	4 EL	£769	£14
CL33M	10/15/20M	3 EL	£619	£13
CL33M WARC#	10/12/15/17/20M	4 EL	£729	£14
CL36M	10/15/20M	6 EL	£859	£15
# TA40KR	40M UPGRADE		£189	£8
# TA30KR	30M UPGRADE		£189	£8
TW33	12/17/30M	3 EL	£729	£14
MV2W	12/17M	Vertical	£139	£8
RV4C	10/15/20/40M	Vertical	£269	£9
RV6C WARC	10/12/15/17/20/30/40M	Vertical	£359	£10

FOR EASTCOMM CATALOGUE SEND £2 STAMPS**AUTEK RF ANTENNA
ANALYSERS****RF5 VHF/UHF £289.95 P&P 10.00****RF1 HF £159.95 P&P 7.95**

Protective Case £14.95 P&P 2.75



2 WAY	SO239 to 600MHz	£69.95	5.95 P&P
2 WAY	N TYPE to 1300MHz	£84.95	5.95
4 WAY	SO239 to 600MHz	£94.95	5.95
4 WAY	N TYPE to 1300MHz	£109.95	6.95

DELTA 1.5kW SWITCHES

The only switches with built in Arc Protection

**KENWOOD - YAESU - ICOM
PRICE MATCH**We match/better competitors advertised prices on
current UK equipment - and our customer service is
the best. Phone us last for the best deal.**WE NEED YOUR QUALITY, USED
AMATEUR RADIO EQUIPMENT****BUY IN, TRADE IN, OR COMMISSION SALES.
BEST PRICES PAID. COLLECTION ARRANGED****Σ SIGMA**

The world's largest range of wire antennas.

See our catalogue for over 150 different antennas and parts

SIGMA SHORTENED DIPOLE ANTENNAS*

SLS-40K	40m	38' long	£66.95	5.95 P&P
SLS-80K	80M	69' long	£77.95	5.95
SLS-160K	160m	100' long	£83.95	5.95

SIGMA TRAPPED SLOPER ANTENNAS*

SD-32	20/15/10m	2 Trap	27' long	£83.95	5.95 P&P
SD-34	20/15/10m	4 Trap	24' long	£142.95	7.95
SD-42	40/20/15/10m	2 Trap	55' long	£89.95	5.95
SD-44	40/20/15/10m	4 Trap	47' long	£147.95	7.95
SD-62	80/40/20/15/10m	2 Trap	105' long	£103.95	7.95
SD-64	80/40/20/15/10m	4 Trap	97' long	£161.95	7.95
SD-66	80/40/20/15/10m	6 Trap	82' long	£219.95	9.00
SD-68	160/80/40/20/15/10m	8 Trap	154' long	£297.95	10.00
SD-610	160/80/40/20/15/10m	10 Trap	148' long	£367.95	10.00
SD-162	160/80m	2 Trap	208' long	£126.95	7.95
SVS-31	20/15/10m	1 Trap	14' long	£49.95	4.95 P&P
SVS-32	20/15/10m	2 Trap	13' long	£79.95	5.95
SVS-41	40/20/15/10m	1 Trap	28' long	£52.95	5.95
SVS-42	40/20/15/10m	2 Trap	24' long	£81.95	5.95
SVS-61	80/40/20/15/10m	1 Trap	53' long	£69.95	5.95
SVS-62	80/40/20/15/10m	2 Trap	49' long	£88.95	5.95
SVS-63	80/40/20/15/10m	3 Trap	42' long	£118.95	7.95
SVS-64	160/80/40/20/15/10m	4 Trap	77' long	£156.95	7.95
SVS-66	160/80/40/20/15/10m	5 Trap	73' long	£189.95	7.95
SVS-161	160/80m	1 Trap	105' long	£70.95	5.95

*All these antennas have a 3kW Current Balun option for only £18 extra.

Eastern Communications, Cavendish House, Happisburgh, Norfolk. NR12 0RU
VISA - ACCESS - AMEX **01692 - 650077** **RSGB - DELTA - SWITCH**

Please add 2.5% to total for credit card orders

Please add 2.5% to total for credit card orders

SUNRISE ELECTRONICS

CENTRAL LONDON'S ONE-STOP COMMUNICATIONS CENTRE

229 TOTTENHAM COURT ROAD, LONDON W1P 9AE



MAIL ORDER HOTLINE

Fax: 0171 - 637 3728

0171-637 3727

Free
case +
training
video



MAGELLAN GPS

GPS-2000 XL£159.00

GPS-3000 (save £70) ..£159.00

GPS-3000 XL£210.00

MERIDIAN XL£210.00

TRAILBLAZER£279.00

NAV DLX10£479.00

SKYBLAZER£POA

Full range of Magellan GPS in stock (new only).

★ Discount for Scouts

★ Discount for clubs & institutes



GARMIN GPS

GPS-38£140.00

GPS-45XL£229.00

GPS-12 XL£219.00

GPS-II£199.00

GPS-75£399.00

GPS-89£330.00

GPS-90£450.00

GPS-120£354.00

GPS-MAP 130£619.00

GPS-MAP 175£619.00

GPS-MAP 210£884.00

GPS-MAP 220£1188.00

For best
prices on
all GPS
call us
now!

ALL ACCESSORIES FOR MAGELLAN & GARMIN GPS IN STOCK

- Power data cable ● PC kits ● Marine antenna ● Mounting brackets ● Training video
- Car adaptor ● Extension antennas ● Car antennas ● Software for PC available

SCANNERS/TRANSCIVERS

Stockists of Kenwood, Yaesu, Alinco, Yupiteru and AOR. Call us now for further information.



AOR-8000

All mode scanner
500kHz-1900MHz.
PC compatible.

£300



ALINCO DJ-S41

UHF Transceiver.
Compact size.

£119



YUPITERU MVT-7100

0.1kHz-1650MHz.
One of the best.

£250



YAESU FT-50R

VHF/UHF dual
bander.

£285



WELZ WS-1000E

Smallest scanner
in stock. 500kHz-
1300MHz.

£300



ICOM IC-T7E

70 memories dual
bander

£285



YUPITERU VT-125

108MHz - 142MHz

£169



KENWOOD TH-22E

VHF 144MHz hand
held.

£230



YUPITERU VT-225

Air - Sea - Land.

£230



KENWOOD TH-28

2m hand held. Very
compact trans'.

£280



ALINCO DJ-190E

2m hand held
trans' with charger.

£149

Price match promise

We will match any other
genuine advertised price!

NIGHTVISION

PRICES FROM £199.00



Moonlight NV-100

with illuminator. Tremendous
night vision performance at
an economical price.

£319.00



Moonlight Mini

Sleek, miniaturised design -
only 5.5" long.

£269.00

SECOND GENERATION

PRICES FROM £699.00



ITT QUEST 100£699.00

ITT QUEST 150£899.00

ITT QUEST 250£1699.00

NEW ITT QUEST 300£POA
(VIDEO CAMERA ADAPTABLE)

NEXT DAY DELIVERY AVAILABLE. QUANTITY DISCOUNTS AVAILABLE. EXPORT ENQUIRIES WELCOME.
TRADE CUSTOMERS CALL FOR BEST PRICES. ALL PRICES SHOWN INCLUDE VAT.

Carrying on the Practical Way

Continued from page 60

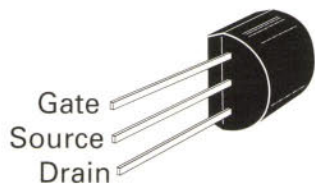


Fig. 3: Pin-out of MPF102 f.e.t. device.

and 7. Polystyrene capacitor types are more temperature stable and are worth the extra few pence for added frequency stability. All the other capacitors are small disk ceramics for decoupling.

Getting Going

Getting the project going is straight forward. After checking out the parts placement and soldering apply 9 to 12V to the b.f.o., and if a frequency counter is available, you should connect it to C5 to monitor the output.

Even without the use of a frequency counter, the setting-up is still very easy. Turn R6 to maximum (towards the source of Tr1) and connect about half a metre of wire to C8. (This will act as a small antenna). Place the wire around, or inside, an a.m. radio with an i.f. frequency of 455kHz.

Set the tuning control, R2, at about mid travel. Then adjust the core of L1 until the oscillator is heard on the receiver. (If the receiver is not tuned to a station, the b.f.o. signal will appear as a 'rushing' sound).

The ideal method to tune in a medium to low strength a.m. (medium wave) station for maximum signal strength. You should then adjust the core of L1.

As the oscillator sweeps over the centre of the i.f. frequency, it will appear as a high pitched signal on one side, go down in tone to zero beat and then higher again as the b.f.o. is tuned through the other side of the i.f. frequency.

Next, set the core of L1 on the zero beat position. With a frequency counter adjust the core of L1 until the frequency is 455kHz with R2 at mid travel.

Adequate Coverage

My prototype b.f.o. tunes from


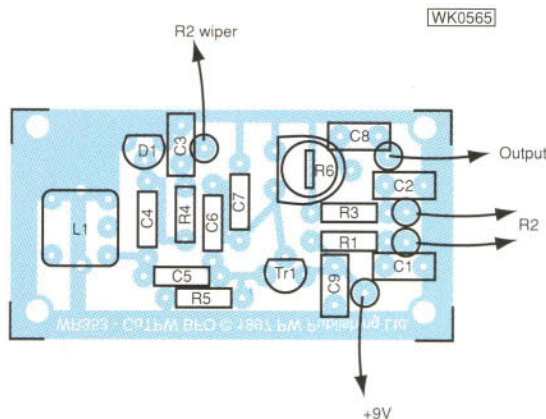



Fig. 2: The p.c.b. track lay-out and associated component overlay for the b.f.o. (See text for suggestions on alternative construction methods).




around 441 to 448kHz (an adequate coverage range for the job of resolving c.w. and s.s.b. signals). The range can be adjusted by playing with the values of R1 and R3.

In practice there should be no need to make an electrical connection between the oscillator and the receiver. A length of wire on the output as described above will usually provide enough injection for a b.f.o.

The wire can be placed inside or around the outside of the receiver. Some experimentation will be required for the best injection level.

So now you can turn that cheap a.m. short wave band equipped radio into a receiver that will resolve c.w. and s.s.b! Then you've only got to build a companion transmitter and you're on the air in true home-brew fashion!

Fig. 4: Inside of George G3RJV's prototype



Next time George goes hunting for the truly simple transceiver. DON'T MISS IT!

PW

VHF REPORT

David Butler G4ASR takes a look at recent band conditions, your activity reports, and has details of new amateur satellites and a meeting for microwave enthusiasts.

It was 'batten down the hatches' during February whilst the UK was battered by weeks of storms, driving rain and very high winds. Those fortunate to own tilt-over towers could at least get the metalwork out of harm's way but others weren't so lucky. Hopefully your antennas stood up to the battering.

The prevailing low pressure weather systems were, as expected, not conducive to any form of tropo enhancement. So, generally there was very little activity noted on the v.h.f., u.h.f. and s.h.f. bands.

Two propagation modes not affected by the weather are Sporadic-E and Aurora and both of these occurred during February. On the 50MHz band a Sp-E opening occurred briefly on February 26 between 1115-1215UTC.

Contacts were being made from northern England to stations located in DL, I, OE and S5. Unlike previous years there has been only a minimal peak in Sp-E this winter season.

During the period December-January four openings were recorded of which only one, on January 20, was notable. This compares to 19 openings during the same three month period in the previous winter.

A total of four small auroral openings were recorded on February 8, 9, 10 and 27. In the opening on February 9 **Nick Peckett G4KUX** (IO94) made c.w. contacts on the 144MHz band with **LA5LGA** (JP50) and **LA9BM** (JP40). He also heard the beacon stations **LA4VHF** (JP20), **OY6VHF** (IP62) and **SK4MPI** (JP70).

Some Excitement

Two stations that caused some excitement during February were **ROMIR** and **DL2MIR** located onboard the Russian Space Station Mir. They were operating f.m. telephony on a down-link frequency of 145.800MHz.

To make contact you need to switch in your 600kHz repeater shift to reply on 145.200MHz. Although my antennas (4 x 17-element Yagis) were tilted over horizontally to the ground (to escape the gales) I was still fortunate in contacting **ROMIR**.

From above, my antennas would have looked at best like four vertical driven elements. No tracking was used, it was simply a matter of leaving the receiver tuned to 145.800MHz and

waiting for an appropriate overhead pass.

Obviously a small beam with elevation will give more consistent results but a number of stations have reported making contact with less than 25W and a whip antenna. Indeed **Paul Thompson GM6MEN** (IO86) running a Yaesu FT-290R transceiver and a folded dipole made a packet radio 'connection' with the **ROMIR** TNC unit.

Paul received the connected text message "Hello from Mir crew" before disconnecting from the link. At Paul's QTH Mir only appear at a maximum elevation of 33° above the horizon.

An omni-directional antenna with a low angle of radiation therefore works reasonably well. By the way the QSL manager for MIR contacts is **F5KAM** (for Europe) and **N6CO** (for the rest of the world).

Chris Tran GM3W0J (IO77) has just received the first 50MHz DXCC award in Scotland - number 219. This is the result of 14 years of operating on the 50MHz band.

Chris was one of the original 40 permit-holders who started operations in February 1983. Contacts with **OHOMB** and **JX7DFA** provided the last QSL cards needed.

Chris has experienced many different propagation effects on 50MHz, probably the most interesting being the combination of auroral reflection and F2. This occurred on at least three occasions in the last sunspot cycle, and enabled **GM3W0J** to make QSOs with South America and South Africa.

All received signals were tone-A (auroral) and peaking to the north-east, with no direct path signal audible. Another interesting propagation mode were the sidescatter openings to Japan.

Chris was active during four such openings but only able to work stations in two of them. Without a doubt this was a severe test of operating ability.

The c.w. signals arriving on a beam heading of approximately 100° were very weak (peaking S4 averaging S2) with fading and flutter. Combine this with the JA pile-up and a high QSO rate is very difficult to achieve.

In all only 19 JA stations could be worked in these two openings. High QRM in Japan made many more stations think that they had worked



The winners of the 50MHz Trophy contest collecting their award at the RSGB VHF Convention, pictured l-r are G4KUX, G1GEY, G8AYZ (RSGB President), GD0TEP, G4XUM and GD4GNH.

GM3W0J when unfortunately they had not.

The DXCC award was achieved from IO77 locator square in the North of Scotland. This achievement should encourage all GM stations that it's possible to work DX on the 50MHz band from anywhere in Scotland.

Gerry Schoof G1SWH (IO83) reports that he is now particularly active on the u.h.f. bands. On the 430MHz band he is running a Trio TS-780 transceiver driving a K2RIW amplifier (2 x 4CX250) to 400W output.

Gerry's antenna system consists of 2 x 21-element Yagis at 23m above the ground. On receive he uses an SSB Electronics mast-head low noise amplifier.

On the 1296MHz band Gerry uses an Icom IC-1271E transceiver driving a pair of 2C39 disc sealed triodes. The antenna is a pair of 55-element Yagis, also fitted with an SSB mast-head pre-amplifier. During a period of good tropo conditions at the end of January G1SWH made a number of long distance s.s.b. contacts on the 1296MHz band including **F5JKK** (IN87) at 653kms, **F6APE** (IN97) at 709kms and **F6CRP** (IN96) at 831kms.

The station of **K. Brown G7EXO** (IO91) reports making some Sp-E contacts during an opening on January 20. He first started hearing video carriers on the 50MHz band from around 0800UTC.

A little later at 1030UTC the band opened up to the north-east and east allowing many s.s.b. contacts to be with stations in DL, ES, OZ, SP and SM. After a break G7EXO returned to the band at 1630UTC and was pleasantly surprised to note that it was still wide open to many areas of Europe. Further contacts were made with stations located in HB0, I, OE, OH, OK and S5.

In the March edition of 'VHF Report' I gave details of the maritime mobile activity being carried out by **Andy Adams GW0KZG**. Well I've just received news from Andy of his attempt at earth-moon-earth (e.m.e. or moon-bounce) activity whilst/MM from the Gulf of Oman.

The only problem was that after 45 minutes of operation there came a loud knock on his cabin door.....and we all know what that means! Unfortunately, he was causing interference to some weather sensing equipment and **GW0KZG/MM** had to cease operation.

However, Andy was not deterred and intends to move the antenna position to a more favourable location on the *R.R.S. Charles Darwin* in readiness for the next e.m.e. activity weekend (which took place on March 22-23). Although only running 400W into a single 13-element Yagi he expects to pick-up a few dBs of ground (sea!) gain due to his uncluttered horizon.

I've received a letter from **A. Warne G3YJX** mentioning that the **Mid-Cornwall Beacon Repeater Group** took over the running of the five **GB3MCB** beacons some years ago. However, after many years of service the 432.970MHz beacon is now QRT due to a corroded antenna.

The 1296.860MHz unit also requires a new antenna and the beacon electronics are faulty. The money for repairs to these beacons only comes from subscriptions to the Cornish repeaters **GB3NC** and **GB3HB**.

Over the years the group have received a total of six reception reports and G3YJX suspects that other beacon keepers experience the same apathy from their users. He makes a plea for reception reports to be sent

from time-to-time and particularly requests listeners to report if they have a demand for the 432MHz and 1.2GHz beacons to be reinstated.

You can telephone G3YJX on (01208) 812772. I wonder if there are any antenna manufacturers out there that are willing to help?

Satellite News

A new Russian amateur radio satellite designated RS-16 has recently been launched from the Svobodny Cosmodrome. The satellite is reported to have an average orbital altitude of 440km, producing a 'footprint' some 3200km in diameter on Earth.

Satellite RS-16 is expected to be a Mode A (145MHz uplink/29MHz downlink) satellite, like RS-10 and RS-15. It's the first Russian satellite to have a 430MHz beacon, but please note that this beacon is **not yet operational**.

The beacon frequencies are 29.408, 29.451, 435.504 and 435.548MHz. On March 4 a number of European satellite enthusiasts heard strong signals from the RS-16 c.w. beacon on 29.408MHz.

At the time of writing the communication transponders were not active but are expected to consist of an uplink from 145.915 to 145.948MHz with a corresponding downlink between 29.415 to 29.448MHz. Another 'Radio-Sport' satellite with a Mode A c.w./s.s.b. transponder is RS15.

The 40kHz wide uplink frequency of RS15 is 145.858 to 145.898MHz with a downlink on 29.36 to 29.40MHz. The c.w. beacon operates on 29.352MHz. However, RS-15 has a problem when it goes into the earth's shadow for more than five minutes and is also subject to deep fades.

Both RS-15 and RS-16, and other Mode A satellites, are very easy to access with simple antennas. Approximately 100W effective radiated power (e.r.p.) is all that is required on the 145MHz uplink frequency.

The term e.r.p. incidentally is the transmitter output power multiplied by the antenna power gain. For example, an 8-element Yagi with a gain of 10dB (a power gain of 10 in this example) would only need a transmitter power of 10W fed into it (10 x 10) to produce 100W e.r.p. Similarly a dipole (with a power gain of one) will need a transmitter power of 100W fed into it to produce 100W e.r.p.

Of course as you increase the size of the antenna the radiation pattern decreases and you will need to provide some method of tracking. Therefore one of the simplest antennas to construct is a pair of crossed dipoles mounted above a pair of reflectors. In this way a substantial amount of r.f. is projected upwards with no tracking required.

A very effective antenna for use on the 29MHz downlink is the so-called 'sloper'. This is basically a half-wave dipole, centre-fed but instead of being horizontal is sloped at an angle to the ground.

In *Oscar News* (the official journal of Amsat-UK) John Heath G7HIA described a sloping dipole which he

has been using with good results. The receiving element is an aluminium tube 15ft 10in long, cut in the centre to accommodate either 50 or 75Ω feeder with no balun used.

The tube is fixed to a backing piece of square timber, pivoted around its centre to a stiff upright. The angle between the upright support and the receiving element is set at 30° (producing an angle of 60° to the ground). This appears to be the optimum setting to provide the lowest angle of radiation (compensating for horizon losses) whilst providing adequate signal when the satellite is at high angles of elevation.

Shortly after erecting the sloper John tried the antenna out on RS-10. Running 25W on the 145MHz uplink he made contact with K1FX in Connecticut, receiving a 55 report.

John could hear K1FX better than he had ever done with a horizontal dipole. With this antenna he can copy RS-10 down to about 1° elevation from his QTH which has a clear view to the north-west.

Phase-3D Satellite

Now I'll turn to news of the Phase-3D Satellite. The latest information is that the launch window is now between July 8-14 and there appears to be nothing within the AMSAT International programme to delay the launch date.

The Phase-3D satellite (to be renamed AO-31 after launch) promises to be an excellent development. One reason for this is that the transponders are high power and it will be very easy to receive the satellite with small antennas.

The downlink powers will be 250W peak envelope power (p.e.p.) on the 29MHz band and 200W p.e.p. on both the 145 and 435MHz bands. A 10W p.e.p. amplifier will be used on the 5.840GHz downlink as well as a 60W travelling wave tube amplifier (t.w.t.a.) on the 10GHz band. Finally, a 1W p.e.p. amplifier will be used on the 24GHz band.

The Phase-3D satellite will carry receivers for the 21, 145, 435MHz, 1.2, 2.4 and 5.6GHz bands and most can be cross-connected to the various on-board (downlink) transmitters. You'll be able to comfortably receive the 144MHz downlink using only a 5-element Yagi and 10W of transmit power into the same antenna will be all that is required for the uplink. On the 435MHz band an 11-element Yagi and 10W will be sufficient to get you up and running.

Further details about AMSAT-UK and the Phase-3D project can be obtained from **Ron Broadbent MBE G3AAJ** or by calling into the AMSAT-

UK Net on 3780kHz at 1015 local time on Sundays or 1900 local time on Mondays and Wednesdays.

Microwave Meeting

This year's **Microwave Round Table** meeting at the **Rutherford Appleton Laboratories (RAL)** is being held on **Sunday April 13** between 1000-1700 local time. (The RAL complex is located off the **A4185** near Harwell, Oxfordshire). There's no charge for admission and refreshments are available throughout the day on a self-service basis at very low cost.

The event is organised on behalf of the RSGB Microwave Committee by **G0MJW, G3NAQ and GW4LXO** with assistance from **G3SEK and G4PMK**. The morning session is very relaxed giving you the opportunity to look for bargains on the Bring and Buy tables (no charge for selling) or to test your microwave equipment (up to 48GHz) on the measurement facilities. Or you can just use the morning to 'rag-chew' with many of the well-known UK microwave operators that attend the event.

During the midday period hot and cold food is available in the licensed restaurant. The afternoon is devoted to lectures, although you can still participate in the measurement facilities or vainly look for those bargains that others might have missed!

Lectures include 'Spread Spectrum Wireless LANS' by **G0IAY** and 'Microwaves in the future; Field Emission Microelectronic Devices' by **G3NAQ**. There's also a forum giving you a chance to ask the experts for advice or let the Microwave Committee know your criticisms or to ask advice.

If you're even the slightest bit interested in microwave operation or construction I thoroughly recommend that you attend the event.

Spread Spectrum

Spread spectrum, if you're wondering is a transmission system where the energy of the transmitted signal is distributed among several synchronised frequencies within a band. This is unlike 'conventional' transmission where a signal is normally situated on a discrete frequency. **(Editorial note: For further reading see 'Spreading The Spectrum' by Phil Cadman G4JCP PW April 1993).**

At the other end of the link the received spread spectrum signals are reassembled to form the original modulation used. This technique reduces power density and duration of a transmission on a particular frequency. The advantage is that it lets

transmissions to (almost) invisibly share the same spectrum with users of other narrow-band modes.

Spread spectrum also provides for improved communication under poor signal-to-noise conditions and in selective fading and multipath environments. It also allows more communication channels to operate simultaneously in the same spectrum.

By the way I don't know anything about Field Emission Microelectronic Devices but as I'll be attending the RAL Round Table I'll let you know next time!

Teledata Group

Are you interested in AMTOR, FAX, Packet radio, RTTY or other forms of data communications. If so then you should find out more about the **British Amateur Radio Teledata Group (BARTG)**, the national specialist group for data enthusiasts.

The BARTG offers a quarterly journal *Datacom* and also publishes a range of useful technical books. They also organise contests, run award schemes and provide a component service. There's also an annual rally, this year called DataStream '97 at Sandown Park on **Sunday 14 September**.

For further details you should contact their newly appointed Membership Secretary **Bill McGill G0DXB** at **14 Farquhar Road, Maltby, Rotherham, South Yorkshire S66 7PD**. You can also telephone G0DXB on **(01709) 814010**, but please don't do it after 2100 local time. Alternatively turn your web browser to **www.bartg.demon.co.uk** to find out the latest details.

Contests

Now I'll turn to news of some RSGB contests coming up soon. And the first is the 24GHz cumulative contest being held on Sunday 13 April. Let's hope the weather is calm as this is definitely a 'mountain-topping' event.

The last in the series of 144MHz cumulative contests is being held on Thursday 17 April between 1900-2100UTC. On Sunday April 20 the 50MHz fixed station contest is being held between 0900-1300UTC. Counties, Countries and QTH Locators count as multipliers in this contest.

A multi-band contest from 432MHz through to 248GHz is being held between 1400-1400UTC over the weekend of May 3-4.

The 432MHz Trophy and 10GHz Trophy contests are being run concurrently during the first eight hours on May 3 between 1400-2200UTC.

Deadlines

That's it again for another month. Don't forget to send me your list of locator squares, counties and countries worked for the 1997 table. Forward any news, views, comments or photographs to reach me no later than Saturday 26 April.

Send them to me at **Yew Tree Cottage, Lower Maescoed, Herefordshire HR2 0HP**. You can also contact me via Packet radio @ **GB7MAD**, the UK DX Cluster @ **GB7DXC** or E-mail via **davebu@mdlhr1.agw.bt.co.uk** Alternatively you can telephone me on **(01873) 860679**.

END

HF FAR & WIDE

Leighton Smart GWOLBI welcomes h.f. operators and listeners to the column that can't work without your input!

As I'm writing the column late in the month, I'm thinking what a terrible February it has been weatherwise! Another heavy storm has brought down countless antennas including my own long wire (again!).

The loss of my antenna which has prompted me to rig up a means of lowering the wire during storms by way of a pulley system. However, 'HF Far & Wide' reporters say that propagation conditions have fared a little better than the prevailing weather conditions, I'm glad to hear!

The recent Prefix Contest certainly showed that despite rather mediocre conditions, there was plenty to work. Even if it was just a brief report.

In fact, contests, (whether you love 'em or hate 'em) are a good way to build up your 'countries worked' list, particularly for the Novice and new licensee. After all, it seems to me that contest operators have the most acute hearing I've ever come across!

I've lost count of the times, during contests, that I've cracked a new DXCC country, running just 3W or so into a poor antenna, despite trying unsuccessfully to work that country for months beforehand! Seems to me that when there's a contest on, **they actually want to work you, regardless of your weak signals**, and that's the time to get that new country you've been after for a while!

So, whether you like them or not, contests are one way which amateurs can 'compete' within the hobby. And many amateurs consider contesting the **best part of amateur radio**.

One thing is for sure - many a rare country has been activated specifically for a contest. This gives us non-contesters the opportunity to increase our country scores, while giving the other chap a point or two!

What do you think of contests? Do you enjoy them or do you think they are a waste of time? Let's hear your views!

Favourite Band?

The question of favourite bands was raised by **Steve Locke GW0SGL** in the March column regarding 3.5MHz (his favourite). For myself however, I've always considered 1.8MHz to be my favourite.

As you'll already have guessed, most of my on-air time is spent

'chewing the rag' rather than DX operating. And 'Top Band' is one band which is ideally suited to local and semi-local working.

However, let's not let new readers run away with the idea that 1.8MHz is merely a 'chat band'! One look at the reports for the band in this month's column will surely dispel that thought!

Because I work QRP (5W c.w. and 10W s.s.b.), I consider almost anything I work on 1.8MHz to be 'DX'! I've worked 44 countries and three continents so far on the band with QRP, but as with any band but maybe more so with 1.8MHz...it's the antenna that's the key!

For DX, a vertical with good low angle radiation is by far the best bet, although many amateurs use long wires of all types and descriptions for DX working. I use a 60m long wire with a loading coil at the far end, which, and although it's no DX antenna, the antenna still works well enough and serves the purpose.

The reason I enjoy using 1.8MHz is that it's possible to work reasonably low power DX at the lower end of the band. While the upper part of the band is used by many UK stations for more general conversations, and regular Nets, etc.

Another attraction, and probably the main reason why I use the band more than any other is that it comes to life in the evenings, and that's when I get home from work! Come to think of it, that's probably the only reason why I use it so much!

Special Events Stations

Brian Brown GW0PUP will be operating a historical special events station **GB0MPA** in April, commemorating the role of the SS *Carpathia* in the rescue of 703 survivors from the RMS *Titanic* in 1912. The *Carpathia*'s callsign was MPA, and Brian will be operating the station throughout the month of April. (QSL via home call).

The **Barry Amateur Radio Society** will be running two special event stations in mid-May, namely **GB100FI** and **GB100LP**, to celebrate Marconi's first contact across water around the south coast of Wales. They will be operating s.s.b./c.w./RTTY/PACTOR/AMTOR and SSTV on all bands. (QSL via GW0ANA).

Curious About QRP?

For those readers who are curious about QRP (low power) transmissions, **Dick Pascoe G0BPS's** book, *Introducing QRP* is for you.

Written firmly with the newcomer in mind, Dick's book is in an easy-to-read style, and consists of 10 chapters, from the history of QRP in the UK through to operating skills, antennas, simple rigs and construction techniques.

Of course, G0BPS is well known in amateur radio circles for his articles in *Practical Wireless*, as well as his work for the G-QRP Club. The book will be very useful for the newcomer, as well as amateurs who use low power as a sideline to their normal high power DXing. It costs **£6.95 plus £1 P&P (UK), £2 P&P (overseas)** and is available from the *PW* Book Service.

Latest DX News

It's time for the latest DX news gathered from the RSGB's *DX Newsheet*. Here I've read that RA0FA in Asiatic Russia (zone 19) is active daily at 2000 on 1.830MHz, while also on 'Top Band' UA0FM is operational as 3W5FM in Vietnam between 2300 and 2330UTC also on 1.830MHz looking specifically for European stations.

Meanwhile in Sri Lanka, Mario HB9BRM is active as 4S7BRG until May. (QSL to his home call).

From the Philippines JG0HZE/DU will be operating from Lubang Island, the Philippines between the 13th and 20th of April, and N6VVV/VE7 will be active 25/28th of July from Queen Charlotte Island.

The Mel Island operation by PY5AA (s.s.b.) and PQ5L (c.w.) has been rearranged for the 17th to 22nd of April.

Finally, I've received a letter from **Mathieu Roche F5SHQ** who says that he is now operational from Guernsey with the callsign MU0ASP, the first MU call on the island. Mathieu says he's active on all bands (QSL to F5SHQ).

The 1.8MHz Band

I'm starting off your reports with 1.8MHz news from **Mike Devereux G3SED** who reported working 3W5FM (Vietnam), a staggering number of Japanese stations (26 in all), and a

Malaysian station on s.s.b. all at around 2130UTC using a vertical antenna on the band. Well done Mike!

Ted Trowell G2HKU on the Isle of Sheppey in Kent says that conditions have been rather poor lately. But nevertheless Ted managed to get on to 'Top Band' and lists his c.w. contacts with OY5JD (Faroe Islands) at 0700, W2GD (USA) at 2100, and OH0/OZ1FG (Aaland Island) at 2300UTC. Ted's antennas include a G5RV dipole, HF6 vertical, and MFJ loop antenna.

Yours truly GWOLBI is back on 1.8MHz QRP and worked LY1DS (Lithuania) at 0046, 4N7ZZ (Serbia) at 0048, DL4ZU (Germany) at 2128UTC with 5W c.w. My 10W s.s.b. accounted for contacts with EI9CJ (Republic of Ireland) at 2154, and G4VFU/MM off the Norwegian coast at 0050UTC.

The 3.5MHz Band

For the 3.5MHz band reports it's down to Skewen in West Glamorgan and **Carl Mason GW0VSW**. He uses around 100W output and a simple dipole antenna.

Carl used c.w. to hook up with OY1G (Faroe Islands) at 1951, LZ1NJ (Bulgaria) at 0600, and YL3GBU (Latvia) at 0656UTC. Using s.s.b. provided Carl a ragchew with ON5WA (Belgium) at 1804UTC.

Here at GWOLBI yours truly worked K3JGJ (USA) with 2W c.w. at 0043 during a contest, while Ted G2HKU offers a single contact with OY3QN (Faroe Islands) on c.w. at 2000UTC.

The 7MHz Band

It seems that the 7MHz band is where it's at these days for **Sean Gilbert G4UCJ** in Milton Keynes. He's has worked most parts of the world over the past month on '40' using c.w. with 50W and a half-sized G5RV dipole mounted at seven metres above ground.

Sean says that 'early propagation favours stations to the West at his location, with Caribbean and south American stations coming in till around 0830UTC before fading out. From about 0800 to 0900UTC, the far East and Australia/New Zealand are apparent on the band'. Sean says his log is more 'quality than quantity' this month, and he's well pleased to be working such



Summer '97 Catalogue
Includes 40 page full colour
Computer Equipment Catalogue

The Summer '97 Edition brings you:

- ▶ Even further additions to the Computer section extending our range of PC components and accessories at unbeatable prices.
- ▶ **WIN!** a 15" CTX SVGA Monitor in our easy to enter competition.
- ▶ 100's of new products including; Books, Connectors, Entertainment, Test Equipment, Security, Speakers, Satellite Equipment and Tools.
- ▶ A full range of Aver Multimedia products for PC and Mac.
- ▶ £25 worth discount vouchers.
- ▶ 232 Page main Catalogue, plus 40 Page full Colour Computer Catalogue, incorporating 24 Sections and over 4000 Products from some of the Worlds Finest Manufacturers.
- ▶ Available at WH Smith, John Menzies and most large newsagents, or directly from Cirkit.
- ▶ **Get your copy today!**

£2.20
+ 30p p&p

Cirkit



Cirkit Distribution Ltd

Park Lane · Broxbourne · Hertfordshire · EN10 7NQ

Tel: 01992 448899 · Fax: 01992 471314

Email: mailorder@cirkit.co.uk

BTEC approved
TUTOR supported



**DISTANCE
LEARNING COURSES in:**

Analogue and Digital Electronic
Circuits, Fibres & Opto-Electronics
Programmable Logic Controllers
Mechanics and Mechanisms

- Courses to suit **beginners** and those wishing to **update** their knowledge and practical skills
- Courses are delivered to the student as self-contained kits
- No travelling or college attendance is required
- Learning is at your own pace

For information contact:
NCT Enterprises
Barnfield Technology Centre
Enterprise Way, Luton LU3 4BU
Telephone 01582 569757 • Fax 01582 492928

LASERS

Pen and Pointer in One

- Four times brighter
- Mont Blanc™ style pen
- One year warranty

30 day
satisfaction
guarantee

This laser pointer functions as a fine writing instrument and laser pointer all in one. The push-button activated 650nm laser in this pointer appears four times brighter than standard laser pointers. Output power: 3.5 to 4.5 milliwatts. Includes batteries and gift box. Cat. No. LPPEN

EXCEPTIONAL PRICE **\$57.00**

FREE CATALOGUE

- Helium-Neon
- Argon
- Semiconductor
- Ruby
- Scanners
- Lightshow equipment



Midwest Laser Products

P.O. Box 262, Frankfort, IL 60423

Phone: (815) 464-085. Fax: (815) 464-0767

E-mail: mlp@nlenx.com http://www.midwest-laser.com

Please include \$7.50 S & H within US. IL res. add 7.75% sales tax. VIAS/ MC accepted



The 'new' GW0LBI! Leighton Smart now has the benefit of a Yaesu FT-747 in the shack (it's the rig next to his left elbow) and of course it's properly modified for 'official' QRP operation!

juicy DX! Who can blame him eh?

The list from Sean this month includes (all c.w.) contacts with FS/JE2YRD (French St. Martin Island) at 1110, WA4AFE (USA) at 0130, CU8/DL3KUD (Flores Island, Azores) at 2334, SV5BYR (Rhodes Island) at 0705, and OH0MDR (Market Reef) at 0640UTC.

Other early morning DX worked by G4UCJ included XT2DB (Burkina Faso) at 0649, TU4FF (Ivory Coast) at 0721, OH0KDY (Aaland Island) at 0736, 7X2CR (Algeria) at 0749UTC. Sean also logged K6UI (California) at 0823, EZ8AI (Turkmenistan) at 0030, UK8IZ (Uzbekistan) at 0043, along with FG5HR (Guadeloupe) at 0123, CO8LY (Cuba) at 0727, and finally ZL4FC (New Zealand) at 0843UTC.

On the listening side is **Charlie Blake M0AIJ** also in Milton Keynes, who says that his local QRM has finally disappeared and the band is now quiet. Peace at last eh Charlie?

Charlie lists s.s.b. reception of YS1SC in contact with F6ARC in France at 0633, ZL1PB (New Zealand) working CN8NK (Morocco) at 0750UTC. Also logged were JA7EAI (Japan) in contact with PT7FM in Brazil at 0800, as well as VK4MR (Australia) working OE6MBG in Austria at 0736UTC. Also listed was ZS6P (South Africa) working VK4KF in Australia at 0403UTC, with the ZS station listening out of band on 7.209MHz.

Charlie did have a small number of contacts himself however! The M0AIJ log includes a 7MHz s.s.b. contact with special event station SX2THE in Thessaloniki, Greece, (QSL via SV2TSL).

Carl GW0VSW has been busy here too! He reports all - c.w. contacts with 7X4AN (Algeria) at 1933, 9A50D (Croatian special call) at 2022, EC5AHG (Spain) at 1913, and S58MU (Slovenia) at 1210UTC.

The 10MHz Band

The 10MHz c.w. only band, although being just 50kHz wide seems to be a

favourite for many c.w. operators. It certainly throws up a few gems that's for sure!

Carl GW0VSW reports contacts with TN6X (Congo) at 1907 (QSL via DL6SI), CX4KJ (Uruguay) at 2326, VE3HX (Canada) at 1826, and KB8IDW (USA) at 1209UTC.

Ted G2HKU reports a single contact on the band with 9H1AL (Malta GC) at 1900UTC.

The 14MHz Band

Starting off the 14MHz band reports the big news for **John Heys G3BDQ** in Essex this month is that he's worked VK0IR on Heard Island no less than eight times on 3.5 - 21MHz! That's good going John!

Other 14MHz DX for G3BDQ includes s.s.b. contacts with ZD7DP (St. Helena Island), HS0/K4MRH (Thailand), 5A1A (Libya), JY5HF (Jordan), and AP2JZB (Pakistan), while c.w. gave John contacts with FG/JE2YRD (Guadeloupe), ZS8IR (Marion Island), and 8P9DX (Barbados).

John finishes by saying that 'the past year has been so lacking in sunspots that it compares with the great minimum which lasted 80 years in the 17th and early 18th centuries! Let's hope they return soon! (Hear-hear to that John!)

Now it's back to Carl GW0VSW, who hooked up with VE1MT (Canada) at 1820, SV2ASP/A (Mount Athos) at 1015, and V47NS (Nevis Island) at 1125UTC.

Ted G2HKU on the other hand offers contacts with ZS4XJ (South Africa) W60V (west coast USA), and KC4AAA (Amundsen - Scott south pole station) at 2000UTC, all on c.w.

Again using 50W c.w., Sean G4UCJ worked AA5MD (USA) at 1545, ZB2AZ (Gibraltar) at 1515, 8P9DX (Barbados) at 1131, and finally for this band PY2CJ (Brazil) at 0925UTC.

At this end GW0LBI used less than 1.5W to work S50N (Slovenia) at 1345, and K1KI, KQ2M, NA2N, and K8AZ

(USA) all at around 1600UTC. (Well done Leighton: **Editor**).

The 18MHz Band

John G3BDQ spent some time on the 18MHz '17 metre' band this month, and his list includes s.s.b. contacts with XT2DB (Vietnam), AP3TN (Pakistan) as well as 9G5BQ (Ghana).

Carl GW0VSW used c.w. to hook up with KF2AT (USA) at 1612, 3B8FG (Mauritius) at 1409, 9H1AL (Malta) at 1437, PT7WX (Brazil) at 1219, KP4/K4WA (Puerto Rico) at 1753, and 8P9DX (Barbados) at 1306UTC (QSL via VE3ICR). Carl's only s.s.b. contact on 18MHz was with TA1/RU9WW at 1200UTC (QSL via RW9WA).

It was QRP as the order of the day for Ted G2HKU, who worked EA8/OH2BYS/P (Canary Islands) and CU8/DL3KUD (Azores Islands) at around 1500UTC using 5W of c.w.

The 21MHz Band

There are signs of life (it seems) on 21MHz at last! There was a single report from Ted G2HKU in the form of a c.w. contact with 9J2BO (Zambia) at 1100UTC.

John G3BDQ lists contacts with JY5FA (Jordan), FH5CB (Mayotte Island) and V21PI (Antigua), all on s.s.b.

Signing-Off

Well that's it for this month folks, I must be signing-off! Thanks to all

Don MacLean G3NOF: Regular readers of 'HF Far & Wide' will have noticed that our long term h.f. column supporter Don G3NOF's contributions from Yeovil in Somerset is missing from the page. This is because unfortunately Don has been ill since before Christmas 1996 and is not well enough to get on the air. I wrote to him and have received a reply providing this, the latest up-date on our stalwart reporter. I'm sure that readers will join with the PW team in wishing Don a speedy recovery.

PW Listening & Operating Watch List (All times in UTC)

Charlie Blake M0AIJ listens: 0500 - 0700 on 7.061MHz s.s.b. with an NRD 525 receiver & sloping wire antenna.

Steve Locke GW0SGL operates: 1300 - 1500 most days around 14.180MHz s.s.b. using a Kenwood TS-940 & TH7 beam antenna, normally beaming to other continents.

Leighton Smart GW0LBI operates: Most Sundays (and some weekday evenings) at around 1000 - 1300 on 1.933 or 1.949MHz s.s.b. using Yaesu FT-747 transceiver and a long wire Marconi antenna.

Rob Mannion G3XFD listens and operates: (weekdays & weekends) 1800-18.30 3.7MHz 100W s.s.b., & 3.530MHz QRP c.w. using an Alinco DX-70 transceiver and (see below for temporary antenna details) trapped dipole/long wire antennas. Also at 2300 on either 3.530, 7.025MHz (c.w.) or 3.7MHz s.s.b. (Now back on air with temporary long wire antenna following repeated winter storm damage).

Sean Gilbert G4UCJ operates: around 1030 to 0200 (on and off) most weekdays and weekends on 14 and 7MHz, using a FT-307 transceiver at 70W maximum and a G5RV dipole antenna.

T. Ibbitson G0VTI operates: each evening between 1900 - 2000 on or around 7.020MHz c.w., or 14.035MHz c.w. using a Ten-Tec Scout at 50W.

David Kennedy G7GWF listens: on 7MHz using a Howes receiver and a Lake DTR-7 Transceiver. No time or frequency is specified.

reporters for all your support and information.

More photographs of you and you stations would be appreciated, as would your thoughts and views on your favourite bands, contests, and any other issues regarding h.f. amateur radio.

I look forward to hearing from you soon! As usual, reports and information (and photographs!) by the 15th of each month to: **Leighton Smart GW0LBI, 33 Nant Gwyn, Trelewis, Mid-Glamorgan CF46 6DB, Wales. Tel: (01443) 411459 or 710749 (work between 9am and 6pm).**

END

SM&M Specialist Media & Marketing

SM&M has been specially created to help you take your business into the next millennium.

Our service includes:-

- ★ Advertisement design
- ★ Specialist marketing and advertising
- ★ Corporate hospitality
- ★ Exhibitions and conferences
- ★ Professional CV service
- ★ Letterheads and business cards

We allow you to concentrate on your business whilst we help you increase your share of the market!

Arrowsmith Court
Station Approach
Broadstone
Dorset BH18 8PW
Tel: (01202) 659920
Fax: (01202) 659950

Advertising and
Marketing Specialists

CALL NOW WITHOUT
OBLIGATION

NEW RSGB BOOKS!

RADCOM ON CD-ROM - 1996 EDITION

To meet the requests of many radio amateurs we have produced this first CD-ROM which includes the editorial pages from every *RadCom* published in 1996 and, as a bonus, we have also included all the 1996 issues of *D-i-Y Radio* as well! No longer will you have to rummage through all your back numbers to find that elusive piece of information - with our easy search operation you can find it easily and quickly.

Price £18.81* plus P&P

THE PMR CONVERSION HANDBOOK

BY CHRIS LOREK, G4HCL

Once private mobile radio (PMR) equipment used by commerce and the emergency services is replaced by more advanced systems, it can be acquired very cheaply at rallies. Often it can be converted to amateur band usage quite easily and without expensive test equipment, giving high performance at a fraction of the cost of purpose-designed amateur gear. This handy book clearly shows you how to identify, choose and buy those PMR sets which are suitable for conversion and it gives step-by-step conversion instructions to help you all the way. Don't be without it at a rally!

Price £15.28* plus P&P

YOUR FIRST PACKET STATION

BY STEVE JELLY, G6URJ

First of the brand new RSGB Pocket Guide Series of books, this explains in simple, easy to understand language, how to set up a packet radio network. For those of you who have often wondered how to expand their use of amateur radio to the world of data communications - then this simple guide will show you.

Price £5.74* plus P&P

(* RSGB Members' prices available on request)

To place your credit card order, telephone Julia or Emma on the RSGB Sales Hotline 01707 660888,
or send your cheque/postal order to:



Radio Society of Great Britain

Lambda House, Cranborne Road, Potters Bar, Herts EN6 3JE ☎ 01707 659015

<http://www.rsgb.org>

MULTICOMM 2000



WORLD WIDE SHIPPING



Icom IC-756 £1839



Kenwood TS-870D £1675



Kenwood TS-570 £1215



Yaesu FT-1000MP £1925



Alinco DX-70TH £689



Icom IC-706 £825



Icom IC-2350 £415



Alinco DR-610 £410



Icom
ICT-7E
£265



Yaesu
FT-50R
£258



Kenwood
TH-79E
£349



Alinco
DJ-G5
£260

TIMEWAVE
DSP-9+V3



£189

TIMEWAVE
DSP-599ZX



£325

SAMLEX PSU's

20/25A.....£75.00
12/15A.....£59.00
8/10A.....£39.00
WATSON 30A.....£110

MFJ-784B DSP



£235

WATSON SWR



W-220
1.8-200MHz £66
W-420 118-530MHz £66
W-620 1.8-530MHz £135

AOR

★★★★★
AOR AR8000
£289.00
★★★★★



AOR AR7030
£689.00



AOR AR5000
£1299.00



AOR AR3030
£499.00



AOR AR3000A
£699.00



REALISTIC

DX-394



£225.00

BEARCAT

9000XLT



£269.00

ICOM IC-R8500



£1445.00

JRC NRD-535



£1525.00

RECEIVERS

YAESU

FRG-100
£459.00



ICOM

ICR-10
£315.00



YUPITERU

MVT-9000
£445



AOR

1500EX
£185.00



YUPITERU

★★★★★

MVT-7100EX
£250.00



★★★★★

MVT-7200EX
£345.00



MVT-8000EX
£325.00



MVT-7000EX
£235.00



MVT-225EX
£225.00



KENWOOD

R-5000
£879.00



SONY

SW-77
£359.00
SW-55
£269.00
SW-100
£199.00
SW-7600
£169.00



WELZ

WS-1000
Smallest hand
held scanner
available. £249.00



SALES HOTLINE: 01480 406770

WORLD WIDE MAIL ORDER • LARGE SHOWROOM • HUGE DISCOUNTS

AUTHORIZED ALINCO DEALER

ALINCO DR-605E 2m/70cms FM dual band transceiver

SRP ~~£399.95~~ UK's LOWEST PRICE



ALINCO DR-130E 2m FM 50 watt mobile transceiver

SRP ~~£249.95~~ UK's LOWEST PRICE



ALINCO DR-150E 2m FM 50 watt mobile transceiver with AM air band Rx

SRP ~~£279.95~~ UK's LOWEST PRICE



ALINCO DR-430E 70cms FM 35 watt mobile transceiver

SRP ~~£259.95~~ UK's LOWEST PRICE



ALINCO DRM-06T 6m 10 watt FM mobile transceiver

SRP ~~£249.95~~ UK's LOWEST PRICE



ALINCO DX-70HP (100 watt continuous) HF and 6m transceiver

SRP ~~£729.95~~ UK's LOWEST PRICE



ALINCO DJ-180 2m FM hand held transceiver with nicad and charger

SRP ~~£169.95~~ UK's LOWEST PRICE



ALINCO DJS-41C UHF mini hand held transceiver

SRP ~~£129.95~~ UK's LOWEST PRICE



ALL TRANSCEIVERS MODIFIED FOR EXTENDED COVERAGE

★ ★ WE NEED YOUR USED EQUIPMENT ★ ★

TOP PRICES PAID . . . Guaranteed!!!

Let us sell your equipment for you. 0% commission.

Bargain clearance of used equipment + ex-demo

12 months guarantee on most of our used equipment

AOR AR-1000.....£99	ICOM IC-740.....£400	LOWE HF-150.....£220	YAESU FRG-7700.....£269
AOR AR-2002 + LAPTOP.....£179	ICOM IC-745.....£495	LOWE HF-150.....£255	YAESU FRG-9600.....£250
AOR AR-3000.....£400	ICOM ICR-1 (NEW).....£259	LOWE HF-225 EUROPA.....£395	YAESU FRG-9600.....£275
AOR AR-3000.....£425	ICOM ICR-100 + SSB.....£379	LOWE HF-225.....£279	YAESU FT-10.....£145
AOR AR-3000.....£450	ICOM ICR-100.....£300	MFJ VERSA DELUXE.....£90	YAESU FT-101.....£175
AOR AR-3000A.....£550	ICOM ICR-100.....£339	MFJ VERSA TUNER II.....£110	YAESU FT-101E.....£249
AOR AR-3000A+.....£620	ICOM ICR-7000.....£659	MICROWAVE MOD 70CMS.....£59	YAESU FT-101ZDIII.....£359
AOR AR-3030 + VHF.....£499	ICOM ICR-7100.....£850	MML TRANSVERTERS FROM.....£40	YAESU FT-290R C/W ACC.....£225
AOR AR-3030.....£450	ICOM ICR-7100.....£950	MOMENTUM MCL-1100 + MON.....£249	YAESU FT-470.....£199
AOR AR-8000.....£220	ICOM ICW-21E.....£185	PACKRATT PK-232.....£149	YAESU FT-709.....£140
BEARCAT 200-XLT.....£120	ICOM RM-3.....£140	RACAL RA-1772 6 FROM.....£540	YAESU FT-757GX.....£525
BELCOM 70 CM SSB.....£95	JRC NRD-535.....£900	RACAL RA-1772.....£999	YAESU FT-767.....£725
DATONG RF CLIPPER.....£40	KAMTRONICS KAM.....£229	ROBERTS R-827.....£140	YAESU FT-840.....£550
DATONG RF PROCESSOR.....£40	KENWOOD LF-30A.....£15	SEM VHF TRANS 2MTR.....£35	YAESU FT-890.....£729
DRAKE C-LINE.....£595	KENWOOD R-2000.....£279	SIGNAL SKYWAVE.....£95	YAESU FT-890AT.....£679
DRAKE SW-8.....£435	KENWOOD R-5000 + VHF.....£665	SONY 20001D.....£210	YAESU FT-980.....£679
DSP-232.....£295	KENWOOD SP-120.....£45	SONY AIR-7.....£149	YAESU FT-ONE.....£679
ERA CW/RTTY FILTER.....£20	KENWOOD SW-200 VHF/UHF.....£80	SONY SW-55.....£189	YAESU FTV-901.....£70
ERA MICROREADER X 8 FROM.....£60	KENWOOD TH-28E.....£145	SONY SW-77.....£219	YAESU FTV-901.....£70
GRUNDIG YB-650.....£359	KENWOOD TM-241E.....£195	SSM EUROPA.....£35	YAESU FV-101Z.....£69
ICOM IC-255E.....£125	KENWOOD TS-120S.....£299	TONO 2M 100W.....£65	YAESU SP-101.....£50
ICOM IC-2GE.....£95	KENWOOD TS-440SAT.....£699	TONO 9000E.....£195	YAESU SP-102.....£75
ICOM IC-2KL.....£599	KENWOOD TS-690SAT.....£859	TRIO R-1000.....£229	YAESU SP-ONE.....£59
ICOM IC-2KL.....£799	KENWOOD TS-780.....£550	WELZ AC-38M ATU.....£50	YUPITERU MVT-7000.....£175
ICOM IC-720A.....£225	KENWOOD TS-850SAT (NEW).....£1199	YAESU FC-707.....£79	YUPITERU MVT-7100.....£199
ICOM IC-720A.....£299	KENWOOD TS-870D (NEW).....£1695	YAESU FC-901.....£95	YUPITERU MVT-8000.....£249
ICOM IC-720A (MIDDLE SPEC).....£325	KW MATCH.....£35	YAESU FC-901.....£99	
ICOM IC-720A (MIDDLE SPEC).....£350	KW-204 TX.....£79	YAESU FRG-7700.....£225	

Unit 3, 86 Cambridge St, St. Neots, Cambs PE19 1PJ

Fax: 01480 406770 E-Mail: multicom@intecc.co.uk



BITS & BYTES

Mike Richards G4WNC looks at software for the Amiga computer, the Internet Radio Guide and has details of the BARTG rally.

If you're into computing or the data modes in general, then there's one rally in the season that you really should make a point of visiting. The **British Amateur Radio Teledata Group (BARTG)** has been around for a long time now and have evolved from the days of electromechanical teleprinters and now deal with a wide range of data oriented transmissions systems.

The BARTG members have been running an annual rally around September time for many years and this now attracts not only a wide range of communications enthusiasts, but a complementary group of traders specialising in products that are of particular interest to the data community. Consequently, the BARTG rally is always well worth a visit.

As an added bonus for this year, BARTG are introducing what they have called DataStream '97. This is a series of lectures covering various aspects of datacomms in amateur radio.

DataStream '97 looks set to be

very interesting and the provisional list of topics include: Datacomms for Beginners, Satellite Data Comms, Advanced Data Comms and a Q & A session. If I've convinced you to go, the date to note is **Sunday September 14 at Sandown Park Racecourse, Esher, Surrey**. I don't yet have the start time but it's usually around 10am

If you have Internet access you can find out more at BARTG's Web site which is at: <http://www.bartg.demon.co.uk>

Amiga Software

I often get requests to provide details of where readers can get software for computers other than the common PC. And, this month it's the turn of the Amiga. This is because I've just received details of a whole range of radio related software from **Jim Prestoe of Priory Software** in Hungerford.

Jim offers a range of 32 programs for the Amiga OS2 or above, but PAL only. Among these are 11 radio related packages, many of which are specialist database applications covering such areas as aircraft callsigns, observations, selcalls, radio log book, scanner frequencies and a QSL database.

For the data enthusiast there's a RTTY data processor and a Weather decoder. The latter program takes the ASCII output of a stand-alone decoder such as the PK-232 series and converts coded weather broadcasts into plain language. This can provide valuable data on the likely propagation conditions and is particularly handy for spotting v.h.f./u.h.f. lifts in the summer months.

If you have an Amiga and would like more details on the products from Priory, I suggest you send an s.a.e. to Jim at **7 The Priory, 137 Priory Road, Hungerford, Berks RG17 0AP**.

Internet Radio Guide

The latest book to arrive on my doorstep is the 1997 edition of the Klingenfuss *Internet Radio Guide*. This 488 page book provides a host of valuable information for any radio enthusiast who has Internet access. In this age of 'paperless'

communication with the Web offering the answer to all your information needs, you may be wondering why anyone should want a book to navigate the Internet! However, once you've acquired some experience of using the Web, you will soon discover that using the Web based search engines to find specialist information is something of a black art.

All too often you're faced with having to scroll through screen after screen of irrelevant information just to find the odd gem. This whole process becomes unworkable if the server has a slow response. The answer is to revert to the technology we know and love and get the book!

The Klingenfuss book is really very comprehensive and covers all aspects of radio and related services. Rather than just provide the URL for the site, the guide is packed with screen dumps of various home pages. While this considerably increases the size of

section was approximately 41 pages and covered businesses, clubs in general and finally special interest groups. Within this there were sample pages from over 36 different countries!

In addition to providing good amateur radio coverage there were sections covering Aviation, Radio equipment, Geography, Intelligence, Navigation, Press, Radio Clubs, Radio stations, Satellites and Solar/Geophysical data to name but a few. I must admit I've found the guide to be very useful as it can save a lot of on-line time when you're trying to locate specialist information.


The *1997 Internet Radio Guide* costs **£21 plus P&P** and is available from the **PW Book Service**. My thanks to **Joerg Klingenfuss** for supplying the review copy.

New Propagation Tool

I'm always on the look-out for new and unusual radio related programs and the latest to come my way is a very neat short-range r.f. propagation tool. The program is Windows based and operates comfortably on a Windows 3.1 based PC.

The program makes excellent use of graphics to show exactly what has been taken into account with the various calculations. Although the program has been primarily designed for dealing with low power short-range links, it looks as though it could be useful for v.h.f. and u.h.f. links.

The program comes without a manual, but there is a very good Windows help file that takes you through the various adjustable parameters. To get your copy from the Internet you need to visit one of the many simtelnet mirrors - a specific example being sunsite.doc.ic.ac.uk/Mirrors/ftp.cdr.com.com/pub/simtelnet/win3/ham/rfpr.op.zip phew!



the book, it does make it infinitely more useful as you can make a much better judgement as to whether or not the site is likely to be of interest.

To give you an example of the coverage, the Amateur Radio

I'm afraid that's all I've got room for this month, so until next time happy computing and keep your letters coming to me Mike Richards G4WNC at **PO Box 1863, Ringwood, Hants BH24 3ZD** or E-mail me at mike.richards@di.al.pipex.com Don't forget you can also visit my Web site at <http://dialspace.dial.pipex.com/mike.richards/>

Special Offers

If you'd like a copy of Hamcomm/JVFX, etc. I've arranged a very special offer with the **Public Domain and Shareware Library (PDSL)**. They have put together a library set of all five disks for just £12, all inclusive.

Using PDSL also makes ordering simpler as they accept all the usual credit cards so you can order by phone - you don't even have to write a letter. Please direct all orders and enquiries about this disk set to **PDSL Winscombe House, Beacon Road, Crowborough, Sussex TN6 1UL. Tel. (01892) 663298** and request library volume: **H008739abcde**. Please note that the software is only available as a set of five disks as follows:

IBM PC Software (1.44Mb disks): **Disk A** - JVFX 7.0, HAMCOMM 3.1 and WJFX 3.2; **Disk B** - DSP Starter plus Texas device selection software; **Disk C** - NuMorse 1.3; **Disk D** - UltraPak 4.0 and **Disk E** - Mscan 1.3 and 2.0.

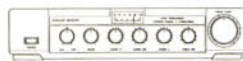
SEMAHT VHF/UHF DIGITAL SIGNAL STRENGTH METER



£349.00

- Coverage 470-860MHz, 85-110MHz (Optional coverage 45-290MHz to order)
- Powers masthead amplifiers 12V @ 75mA
- Automatic short circuit detection
- Three ranges: 0-300uV (50dB/uV), 300uV - 1mV (60dB/uV), 1mV - 5mV (75dB/uV)
- 4.5 digit LCD
- 100Kc resolution
- Internal nicads charging system with integral charger
- Low battery warning circuit
- Illuminated meter movement
- Internal audio speaker
- AM/FM sound monitoring
- Complete with carrying case

SEE REVIEW ON PAGE 18



RR-50 MANUALLY TUNED SATELLITE RECEIVER

Full communications facilities such as variable I.F. bandwidth from 26MHz down to a very narrow 12MHz. Variable audio bandwidth 150-350kHz. Pos/Neg video switching for C/Ku band, 14/18V LNB options, 5.5/6MHz modulator.

£199.00 inclusive of VAT.

DELUXE MODEL fitted with Threshold Assistance Device (TAD), lowers threshold to between 3-4dB, switchable and adjustable, a must for very weak signal work. Ideal ATV 1.3GHz use.

£329.00 inclusive of VAT

(All above prices are inclusive of VAT, delivery by courier £10.00)



COMPREHENSIVE CATALOGUE

Features all the usual popular specialist products, together with many new items, Satellite, Multi-system TV's & VCR's, Converters, Decoders, Amplifiers and Aerials.

AVAILABLE BY RETURN OF POST FOR ONLY £1, or ring with your credit card.

AR300XL Aerial Rotor, Control Unit and Optional Alignment Bearing



Rotor unit type AR300XL and control console. Continuous indication of beam heading. Clamps to 2in (52mm) max. mast and takes 112in (38mm) max. stub. mast. 'Offset' type mounting. Vertical load carrying 45kg. Special offer **£49.95** plus £4.95 p.p. AR1201 Alignment (support) bearing. Allows greater/higher head loads. Fitted above rotor. **£18.95**.

Aerial Techniques



11 Kent Road, Parkstone, Poole, Dorset BH12 2EH
Tel: 01202-738232 Fax: 01202-716951

SPECTRUM COMMUNICATIONS

Unit 6b Poundbury West Estate, Dorchester, Dorset DT1 2PG.

Tel: 01305 262250 Open 9-1 2-5 Tue-Fri, 9-1 Sat. Closed Sun & Mon.

PRODUCT	Boxed Kit	Boxed Built
NEW SPEECH PROCESSOR Audio clipping and bandpass filtering. Increases the average power out of SSB rigs by about 10 times. Low noise. Type SP1000 .	£27.50	£42.75
RECEIVE PREAMPS gain control 0-20dB. Low noise. 100W handling. Types RP2S, RP4S, RP6S, RP10S .	£29.00	£44.00
TRANSVERTERS 25W out, low noise. 15dB RX gain, 2m 3W drive. Types (TRC4-2iL built only), TRC6-2iL	£159.30	£225.00
10m 5W drive, TRC2-10iL, TRC4-10iL, TRC6-10iL	£159.30	£225.00
10m 25mW drive, TRC2-10L, TRC4-10L, TRC6-10L	£150.80	£208.50
10m 0.5mW drive, TRC2-10bL, TRC4-10bL, TRC6-10bL	£159.30	£225.00
TRANSMIT AMPS WITH PREAMP for 2m, 4m or 6m. 1W in 10W out. Types TARP2SA, TARP4SA, TARP6SA	£76.00	£101.00
3W in 25W out. Types TARP2SB, TARP4SB, TARP6SB	£76.00	£101.00

SEND SAE FOR CATALOGUE OF AMATEUR KITS AND BUILT UNITS

G6XBH G1RAS G8UUS

VISIT YOUR LOCAL EMPORIUM

Large selection of New/Used Equipment on Show

AGENTS FOR: YAESU • ICOM • KENWOOD • ALINCO
Accessories, ReVex/Diamond range of SWR/PWR, Adonis Mics, Mutek products, Bareco equipment, MFJ products.

WE SPECIALIZE IN ALL TYPES OF PLUGS, ADP, ETC

★ ERA Microreader & BP54 Filter, SEM Products ★

★ Full range of Scanning Receivers ★

AERIALS, Tonna, Maspro, plus full range of base/mobile antennas.

BRING YOUR S/H EQUIPMENT IN FOR SALE

JUST GIVE US A RING

Radio Amateur Supplies

3 Farndon Green, Wollaton Park, Nottingham NG8 1DU
Off Ring Rd., between A52 (Derby Road) & A609 (Ilkeston Road)
Monday: CLOSED. Tuesday-Friday 9.00am to 5.00pm. Saturday 9am to 4pm

R.A.S. (Nottingham)

R.A.S. (Nottingham)

G6XBH G1RAS G8UUS Tel: 0115-928 0267

DEMODULATORS FOR JVFX HAMCOMM PKTMON12 DL4SAW SSTV & POCSAG

THE ORIGINAL RECEIVE ONLY with 25 way 'D' type £16.99
POCSAG RECEIVE version (as above, with variable hysteresis) £19.99
TRANSMIT version (Pocsag Rx + Fax/SSTV/HamComm Tx) £24.99
25 to 9 way **Adaptor** £3.00. **Shareware** on 3.5" HD Disks
JVFX7 + HAMCOMM3.1 + PKTMON12 + POCSAG (PD2.03) £2.50
DL4SAW SSTV £2.50 (Minimum 386 + VESA - **REVIEWED PW JAN '97**)

REGISTERED VERSIONS OF SOFTWARE

DL4SAW SSTV £34.99 HamComm3.1 £19.99 POCSAG £19.99
All prices UK/Eire inc VAT + P&P. For non-EU deduct 17.5% VAT
All products (except software) carry a full money back guarantee.
Minimum Credit Card order £15.00 Outside British Isles add £2.00

Pervisell Ltd, 8 Temple End, High Wycombe, Bucks.
HP13 5DR Tel: (01494) 443033 Fax: (01494) 448236
http://www.pervisell.com e-mail ham@pervisell.com



J. BIRKETT

SUPPLIERS OF ELECTRONIC COMPONENTS

AIR SPACED VARIABLE CAPACITORS 1/4" spindle, 360+380+30+30pF @ £2.50, 5 for £10, 330+380pF @ £2.50, 5 for £10, 10+10+20pF 1/4" spindle @ £2.50 each.

SURPLUS DIE CAST BOXES approx size 3x1 1/2" x 1" @ £1, 4x3 1/2" @ £1.95, 7x4 1/2" @ £4.50, 7x4 3/4" @ £4.75.

R.F. POWER TRANSISTORS SD1487 100 watt, SSB, HF 12 volt with data @ £12.95, £22 pair.

SILVER PLATED CERAMIC SWITCHES 6 pole 3 way @ £2.50.

RACAL PORTABLE AERIAL KIT (possibly Clansman) consisting of 30-38, 38-45, 45-60, 60-76MHz. Aerials with dipole centre 15m of downlead @ £16.50 (P&P £5).

MINIATURE RELAYS Fit into DIL 16 PIN socket 12 volt 2 pole C.O. @ 75p, same in 4.5 volt @ 75p.

EX-AIRCRAFT VHF-UHF SOLID R.F. AMPLIFIER 5821-99-971-1285 No info. @ £15.

18GHz GaAs FETS @ £1 each, NE76184A @ £1.95, 24GHz red spot @ £1.95.

AMIDON DUST IRON RINGS T50-26 @ 8 for £1, T80-26 @ 5 for £1, T106-52 @ 35p, T130-52 @ 50p, T130-16T3 @ 50p, T141-603 @ 60p, T151-50 @ 85p, T200-40 @ £1, T250-52 @ £1.30, T300-40 @ £1.50.

RACAL H.F. TRANSMITTER RECEIVER USB 3-30MHz P.A. 20 watt input 240V A.C. or 24V D.C., contains 3 units Tx-Rx, coder-decoder, PA, and power supply, Tx-Rx tuned by Thumbwheel Switches, no leads, operators handbook, not much info. @ £125 (P&P £20).

220 VOLT A.C. DIGITAL-MECHANICAL CLOCK as use to be in old clock radios. New £1.50.

60 ASSORTED HC18 CRYSTALS for £5, 4 off 2C39 valves in cavities @ £15 (P&P £5).

ACCESS, SWITCH and BARCLAYCARD accepted. P&P £1 under £10. Over Free, unless otherwise stated.

C.M. HOWES KITS. Available by post and for callers.



25 The Strait
Lincoln LN2 1JF
Tel: 01522 520767
Partners J.H. Birkett
J.L. Birkett

PW SERVICES

Queries:

Practical Wireless,
PW Publishing Ltd.,
Arrowsmith Court,
Station Approach,
Broadstone,
Dorset BH18 8PW.
We will always try to help
readers having difficulties with
Practical Wireless projects, but
please note the following simple
rules:

1: We **cannot** deal with technical
queries over the telephone.

2: We **cannot** give advice on
modifications either to our
designs, to commercial radio,
TV or electronic equipment.
3: All letters asking for advice
must be accompanied by a
stamped self-addressed envelope
(or envelope plus IRCs for
overseas readers).
4: Make sure you describe the
problem adequately, with as
much detail as you can possibly
supply.
5: Only one problem per letter
please.

Back Numbers

Limited stocks of many issues of
PW for past years are available at
£2.30 each including post and
packing. If the issue you want is
not available, we can photocopy
a specific article at a cost of
£1.50 per article or part of
article.
Over the years, PW has reviewed
many items of radio related
equipment. A list of all the
available reviews and their cost
can be obtained from the
Editorial Offices at Arrowsmith
Court, Station Approach,
Broadstone, Dorset BH18 8PW
for a large stamped self-
addressed envelope.

Binders

PW can provide a choice of
binders for readers' use. Plain
blue binders are available, each
holding 12 issues of any similar
A4 format magazine.
Alternatively, blue binders
embossed with the PW logo in
silver can be supplied. The price
for either type of binder is £6.50
each (£1 P&P for one, £2 for
two or more).
Send all orders to:
PW Publishing Ltd.,
FREEPOST,
Arrowsmith Court,
Station Approach,
Broadstone,
Dorset BH18 8PW.

Constructional Projects

Components for PW projects are
usually readily available from
component suppliers. For
unusual or specialised
components, a source or
sources will be quoted.

Mail Order

All items from PW are available
Mail Order, either by post or
using the 24hr Mail Order
Hotline (01202) 659930.
Payment should be by cheque,
postal order, money order or
credit card (Mastercard and
Visa only). All payments **must** be
in sterling and overseas orders
must be drawn on a London
Clearing Bank.

Advertisements from traders or for equipment that is illegal to possess, use or which cannot be licensed in the UK, will not be accepted. No responsibility will be taken for errors.

You should state clearly in your advert whether the equipment is professionally built, home-brewed or modified.

The Publishers of *Practical Wireless* also wish to point out that it is the responsibility of the buyer to ascertain the suitability of goods offered for purchase.

BARGAIN

b a s e m e n t

Compiled by Zoë Crabb

FREE ADVERTS

Now's your chance to send in a photograph of your equipment (a good idea if it's really unusual) to accompany your advert. Please note that all photos will only be published at our discretion and are non-returnable.

When sending in your advert, please write clearly in BLOCK CAPITALS up to a maximum of 30 words, plus state your contact details. Please use the order form provided.

For Sale

2m (144MHz) f.m. 6-channel handie. Icom H6, £45. Nova 2m (144MHz) f.m. p.m.r. mobile, 15W, packet ready (12009600), complete with circuits, professionally converted, £85. RTTY/c.w. and ASCII terminal unit, decodes and display, £120. Sales/wap/w.h.y. Stephen G7VYF, NW London. Tel: (0956) 544202 anytime.

2m (144MHz) receiver. v.f.o. and twelve channels, crystal controlled, manual scan or autoscans, speaker control on front, internal, external or all a.f.c. built-in, v.g.c., 6 x 7 x 2m, £30, postage extra. Tel: Norfolk (01953) 884305 or (0860) 633366 daytime.

40ft free standing masts (x 2). £150 each. Bill Essex. Tel: (01245) 259085.

70cm (430MHz) fast scan transmitter with linear and new Tonna 70cm (430MHz) beam, all good working order, £130. Also 2m (144MHz) collinear, £25. Buyer collects. Dave G4JBU, W. Midlands. Tel: 0121-552 7560.

150 assorted wireless magazines. 1952-1981, £50. G. N. Patchett books plus others, F. J. Camm magazines, including 1954-1967, £50. Many other components, resistors, capacitors, transistors, diodes, signal generator valves, oscilloscope, £150. John, Oxon. Tel: (01295) 255440.

Admiralty Handbook Of Wireless Telegraphy. 1938, Vols 1 & 2, in v.g.c., £20. Large box of assorted Mullard data and electronics publications, £5. Wanted push-pull output transformer, 30 to 100W ultra linear or whatever, please specify, reasonable costs met, Bruno G4FZG, Cheltenham, QTHR. Tel: (01242) 254634.

AKD 2m (144MHz) rig. model 2001, boxed with mic, manual and circuit diagram, £75, good as new. Brian, Kent. Tel: (01634) 682965.

AKD2001 2m (144MHz) transceiver. excellent unmarked condition, listen on repeater input, 5/25W output, max current 4A, under warranty, boxed with instructions, completely as new, bargain, £125. Tel: Merseyside 0151-426 3251.

Alicino DJ-180EB 2m (144MHz) f.m. transceiver, hand-held, excellent condition, complete with NiCad pack and UK charger, £100 inc. P&P, write to: Francis Robinson, 58 Deansum House, Aikman Avenue, N.P.E., Leicester LE3 9JR.

Alicino DJ-580E. boxed as new, AR1000 scanner, Sony PRO80 s.w. and v.h.f. scanner with s.s.b., all at sensible prices, call for details. Also R2000 inc. v.h.f. option, boxed, v.g.c., £350 o.n.o. Tel: Loughborough (0850) 254085.

Alicino DR-150E 2m (144MHz) mobile transceiver, wideband RX with optional d.t.m.f. mic., only used for RX by non-smoker, as new, original packaging and manual, £250 o.n.o. John M0ALO, Leeds. Tel: 0113-278 8838 or (0973) 519446.

American WWII transmitter. type BC-69-A 3-4 MC for spares or repair, £15 or exchange for valve type test equipment. Tel: Aberystwyth (01970) 890563 (not Sundays).

AOR 2001 scanner. 25-550MHz, £145 + post. Yaesu 8800 h.f. receiver, 150kHz to 30MHz, £275 + post. Both in excellent condition. Barry Clark, 108 Brindley St., Holderness Road, Hull HU9 3BT.

AOR AR800E scanner. 75MHz to 1GHz with gaps, boxed, complete with two antennas, NiCads, charger, instructions and frequency charts, PC database, v.g.c., £125. Digital h.f./v.h.f. multi-mode receiver, Matsui 4099, boxed, v.g.c.,

£75. Andy, Gwent. Tel: (01633) 420805 between 6-7pm.

Army receivers: R210 inc speaker, p.s.u., R209 12V operation, all g.w.o., £85 each. TR1196 TX/RX set-up, separate units, £80 pair. Receiver R1125, £25. Magnetometer l.e.d. readout, g.w.o., £65. SAE for complete list. Paul Brown, 22 Raby Terrace, Chilton, Ferryhill, Co. Durham DL17 0JD.

Cushcraft R7 vertical. £190. MD1 base mic., £55. FT-726R 2-70 base station with SAT board, £675. Icom IC-740 + f.m., £425. FT-707 + filters, £250. FT-757 MkII, £500. FC-700 a.t.u., £100. FC-757AT, £175. Tel: Norfolk (01953) 884305 or (0860) 633366 daytime.

Diamond CP5 antenna. good condition, used very little, almost £300 new, will accept, £190 o.v.o., c.w. instructions, buyer collects. Wilfred GOWLF, London. Tel: 0181-764 9378.

DX394 digital short wave radio. perfect condition, new, all-mode wave bands, £180. M. Allen, 103 Remington Road, Parson Cross, Sheffield S5 5S9AE. Tel: 0114-464 186.

FT-747. good condition, fitted a.m., s.s.b., c.w. filters with mic., handbook, service manual, original packing, £395. Eric G3KXE, QTHR. Tel: (01703) 466506.

FT-77 80-10m (3.5-28MHz) s.s.b./c.w. filter. microphone, manual, output 100W f.m., receive only, a.m. board, £250 o.n.o. Tel: Stourport (01299) 822489.

G3LIV RTTY interface. no info or box, please take it away, £15. P&P extra or buyer collects. Norfolk area. James 2E1EHZ, Norfolk. Tel: (01603) 737111 after 4.30pm.

Go mobile. 1965 Land Rover FFR, bronze green, tax exempt, MOT certificate, working radio station h.f. CII TX, R210RX v.h.f. C42, radio table, batteries, operator seats, recent canvas tilt, seats, tanks, ready for '97 shows, £2250 o.n.o. Trevor, Yorkshire. Tel: (01274) 824816.

Goldstar OS 902 OG double beam scope. built-in generator d.c. - 1MHz sine square and triangular, almost one year old, boxed, £320, catalogue price, £400. Consider part ex. swap ham gear. Russ G0RRL, S. London. Tel: 0181-308 1704.

Grundig Satellit 700 world receiver, s.w. up to 30MHz, a.m., l.s.b., u.s.b., f.m., 87.5-108MHz with RDS with two extra memory chips, £250 o.n.o. P.X. CB scanner, etc. Pete, Leominster. Tel: (01568) 615978.

Grundig Satellit 1400SL radio for spares/repair, need tuning assembly, mains trans. cabinet, etc., very clean, £15 o.n.o. Heath valve Volt meter, g.w.o., £15. Buyer please collect. Tel: Chester (01244) 310267.

Hameg 60MHz scope HM605 dual trace with time delay and component test facility, complete with leads and internal calibration facility and manuals, £450 o.n.o. Tel: London 0171-515 3942.

HF transceiver Trio TS-530S with AT-230, £450 o.n.o. Tel: Gwynedd (01286) 660304.

HRO spares. coils b/sread (modified GC), 10m, 15m and 40m (7, 21 & 28MHz), £10 each. IF BFO, xtal (plug in), £5 each. TUSB, complete, £25. ATU BC206A (low frequency unit), £20. Collect or postage extra. G3LPS, QTHR. Tel: (01254) 812797.

Icom 706. Xmas present, can't use due to built up area, could cause TVI. £850. Tel: Derby (01283) 221870.

Icom EX242 f.m. unit for IC-740, new and boxed, £20. Heath SB104A transceiver, v.g.c., complete with manuals and some spares, g.w.o., £295. G3M3QO, Ayrshire. Tel: (01292) 479245.

Icom IC-25E 2m (144MHz) hand-held plus Yaesu FT-708R 70cm (430MHz) hand-held, both complete with extra NiCads, chargers, soft cases, speaker mic., boxed, £140 the pair, no split. G6HR, Kent. Tel: (01474) 824224.

Icom IC-725 h.f. transceiver. g.c., RX first class condition, £375. Buyer to collect. G3BGR, Worcester. Tel: (01905) 356576.

Icom IC-725 mobile h.f. transceiver. general coverage on receive, very good condition, light use only, £550, carriage at cost. Tel: Poole (01202) 706571.

Icom IC-7TE dual-band handie. £249, purchased June 1996, manual as new. Sangean AT803A, new condition, £89, boxed. Yaesu dynamic microphone MD-1, £40, nice condition. M0AHU, N. Yorks (01423) 868823.

Icom ICR7000. immaculate condition, still have original box, silent key sale, £500 o.n.o. Tel: Beds (01234) 853085 evenings.

ICS FAX III Ver. 4 with 3 1/2 & 5 1/2 in discs, demo tape and manual, as new, cost £140, £75 o.n.o. Peter, Brighton. Tel: (01273) 779532.

JRC NRD535 h.f. receiver. as new, had little use, boxed, £460. Tel: Dorset (01305) 813293.

JRC NRD535 with band width control fitted, plus NVA88 speaker, all in pristine condition, manuals, etc., sell for, £950. Also DSP5+ audio noise filter, weeks old, boxed, £195. John, Scotland. Tel: (01592) 203279.

Kent Morse tutor. Morse tapes, unwanted gifts, also Morse key, £40 the lot. Tel: (01745) 852691.

Kenwood 690S c.w. filter. as new, box, etc., easy way for 6m (50MHz), £990. Yaesu FT-101ZD, been checked out, full r.f. power, f.m. for 10m (28MHz) c.w. filter, mic., £310. Tel: (01726) 843487 after 6pm.

Kenwood R1000 + d.c. power, manual. £200. Realistic DX160 manual and service, £50. Eddystone EB36 mains/battery, manual, £100. Sony STR33SL f.m. and a.m. tuner, manual, £100. Pair speakers, Sony or Leake, £50. Mini hi-fi, Samsung CD tape reader, mains battery, £95, or bargain £525 the lot. Chas Haynes, Suffolk. Tel: (01502) 711880.

Kenwood R2000 receiver. v.g.c., 150kHz to 30MHz, boxed with manual, a.m./f.m., u.s.b., l.s.b., c.w., excellent receiver for short wave enthusiast, £250. Tel: Worthing (01903) 262591.

Kenwood R820 receiver. like new, excellent performance, £275. AOR AR8000, mint condition, £230. Icom IC-71E, g.w.o., £400. Racial 117E, excellent performance, £160. B40-D, fair condition, very sensitive, £60. ATU Global 1000, £45. NRD-525, mint condition, excellent, £550. Century 21-D, 29 bands, digital, £140. Tel: Middlesbrough 0181-813 9193.

Kenwood TM441 u.h.f. f.m. TX/RX. CTCSS fitted, boxed, has new all paper work, etc., 5W, 10W, 35W output, £200 or will exchange for a FT-690 RI or RII. Tel: Derby (01332) 370623, licence holders only please.

Kenwood TR-751E 2m (144MHz) 25W multi-mode. boxed, complete, in excellent condition. £475. Yaesu FT790II 70cm (430MHz) portable multi-mode with FL7025 clip-on 25W amp, boxed, complete, as new condition, £495, for further details contact Ian G1HQK, Cambridgeshire. Tel: (01354) 660800 or (0468) 092889.

Kenwood TS-440 SAT. excellent condition, boxed with manual, £695. Kenwood 430 p.s.u., excellent condition, £70. Yaesu FC-700 a.t.u., boxed with manual, £70. Gary, Coventry. Tel: (01203) 559702.

Kenwood TS-440S h.f. transceiver. fitted with auto a.t.u., c.w. and s.s.b. filters, complete with Kenwood PSS0 matching power supply unit, service manuals, etc., mint condition, £700. No offers. Tel: Ayrshire (01475) 672040, ask for Barry.

Kenwood TS-440S h.f. transceiver. fitted with auto a.t.u., s.s.b. filter and c.w. filter, boxed as new, with mic., £725 o.n.o. Covers all h.f. bands, all modes. Simon G0RFJ, Central Lancs. Tel: (01772) 454874.

Kenwood TS-450SAT h.f. transceiver. general coverage and fitted auto a.t.u., immaculate condition, mic., manual, boxed, £775. Also Yaesu MD100 desk mic. to match FT-1000MP, unused, £95. Tel: Stamford (01780) 410022.

Kenwood TS-520S amateur radio with D95 digital display, MCS0 microphone, MFJ 901B aerial tuner and six spare 6146 valves, asking, £339 o.n.o. Des G10SQV, N. Ireland. Tel: (01762) 882623.

Kenwood TS-570D. mint, used QRP only, 500Hz c.w. filter, two months old, £1050 or nearest. Microwave Modules 70MHz 100W amplifier, still boxed, never used, cost £180, accept, £120 or nearest. Tel: (01782) 317722.

Kenwood TS-690S h.f. + 50MHz/1.8kHz filter fitted, boxed, as new, £875. MFJ 784B d.s.p. filter, as new, £175. Alan, Penzance. Tel: (01736) 62809 or 362809.

Kenwood TS-850SAT with internal a.t.u. and sleep facility, mint condition with box and manuals, £1300. AKD 2m (144MHz) transceiver, mint condition, boxed and manuals, £150. Stuart, Norfolk. Tel: (01603) 897909.

Lake DTR3 QRP rig for 80m (3.5MHz), factory built, as new, £65. A great little transceiver. Tel: Liverpool 0151-427 1903 between 6 and 9pm.

Marconi Electra receiver. built in power unit, 240V a.c. mains input, 'S' meter, £195. GEC 402D receiver, offers, sell or swap for old broadcast radios. Tel: Cornwall (01872) 862291.

Marconi Electra with p.s.u., nice condition, buyer collects, £45. Tel: Cheshire 0161-432 7306.

Maxon CGX4020 p.m.r. transceiver. modified for 70cm (430MHz), as new, boxed with manuals, leads, brackets, circuit, four channel, 25W, crystals for 433 250, £40. Datong indoor active antenna, £35. Mike, Leeds. Tel: (01530) 414473.

Mobile shack or caravan. ideal for RAYNET, club field days, etc., or cheap holidays. Sprite Alpine 12ft long, 6 good friends can sleep, 1971(ish) inc. awning, £200 o.n.o. or eqpt. swap? Colin G7UVY, Norwich. Tel: (01603) 270740.

Model 7 Universal Avometer. good condition, £35 o.n.o. Tel: Gravesend (01474) 566051.

Monitor 14in EGA/CGA with handbook and card. Epson computer d.i.y. all parts, 8088cpu, 640kb, case, keyboard, p.s.u., disk drive, etc., quality 5 and 3in disks, Dss 3.30 diskbooks, DR Halo diskbooks, disk case, etc., etc., £35. Buyer collects. Chris, Lancs. Tel: (01772) 813867.

Morse tutor. Datong D70, mint condition, £45 to include postage. Peter, Kent. Tel: (01689) 827758 evenings between 6 and 8pm.

Murphy valve radio 1950s type, A362 Bakelite case, superb condition, £45. Tel: Essex (01277) 261378.

My collection of old valve radios. untouched, orig. knobs, around thirty, £250 or swap scanner with s.s.b. Pye large p.m.r. base station, around £507, £10. Wanted your quality home-brew equipment. John, London. Tel: 0181-870 6316, sometimes answerphone till 11pm, evenings and days.

Osler, s.w.r. and power meter. SWR-200, 3MHz to 200MHz, not new, £10 the pair + P&P. Tel: 0121-458 2406.

Output valves PA Mazda 12EIV anode 800V screen 300V, not new, £12 the pair + P&P. Output valves PA 6J56B, not new, £10 the pair + P&P. Mains transformer 240V output 600V-600V at 200mA, £10. Tel: Yorkshire (01535) 630361.

PC Scanning/logging package. Icom R7000 25MHz-2GHz with remote, IC-V computer interface, Scanstar professional software (both as new), all manuals, cables, full logging, scanning and spectrum display facilities, £700. Tim, Herts. Tel: (01442) 824203 evenings.

Portable c.w./s.s.b. 40m (7MHz) station Mizuho 2W transceiver plus 10W linear amplifier, 4ft telescopic antenna, a.t.u., twin meter, key, carrying case, £568 worth for, £250. Prefer test and collect. Tel: S. Yorks (01405) 817447.

QRP station based on Howes SW CTH80 connected to meter, a.t.u. and key, cost £60+, accept, £25. Prefer test/collect. Tel: S. Yorks (01405) 817447.

Racal RA17 receiver. 1-30MHz, very good clean condition, handbook, £145 o.n.o. Racal RA98A independent sideband adapter for the RA17, good condition with manual, £55 o.n.o. Peter Kay on 0151-481 0662 (work) or (0370) 807298 (mobile).

Rare collectors item. RAF survival radio (Solis IIIA) TX/RX, 500kHz, 2182kHz, 8.2-8.8MHz, speech c.w. autotuner, all accessories, phones, mic., aerials, key, hand generator, in flotation case, £185. AR1000 scanner, £110. AR88, £95, untested. CR100, £45. Tel: Yorks (01482) 869682.

Realistic 400 channel scanner 2005 with n.f.m., w.f.m., a.m., 25 to 520 and 760 to 1300MHz, £140. Frank, Warwick. Tel: (01295) 670749.

Rotator, Sky King SU-2000-3m plus 19 foot mast, £25. Buyer collects. Acton, W. London. FAX: 0171-919 6120. E-mail: 100131.2266@compuserve.com, Tel: 0181-248 9688.

Sailor s.s.b./a.m. RX. 1.6-4.2MHz plus 12 crystal frequencies, matching h.f. crystal control trans, 400W p.e.p. complete with a.c. power pack, speaker, cables, handset and ant. switch, boxes, £100. Buyer collects. Dave GW4JAD, Mid Glamorgan. Tel: (01443) 683912.

Scott Taggart ST400 receiver with Celestion balanced armature, loudspeaker in fretwork cabinet, not working, ring for details, may exchange. John, Lancs. Tel: (01995) 606621.

Service data: PTC703, 704. Base station, PTC114, 115. Pye Bantam HPIAM, Pye Ranger PTC2107. Vanguard VHF AM AM25T and conversion to f.m. AR88D, AR77. Tech data, some WWII radios, circuits Eddystone 680 service manual Eddystone 640. Racial RA17. Rob G8BSK, Southampton. Tel: (01703) 552247.

Silent Key Sale (G3RMB): RCA Victor Co. AR88LF general purpose communications receiver, 740kHz to 30MHz, late 1940s +

manual, £60. Microwave Modules receiver converter, 50MHz to 28MHz, £20. Dummy load model 33-10-34, 25W, £20. Home-built frequency converters, 144-50MHz, 6-200MHz, h.f./i.f. input and coaxial relay, offers. Spectrum Communications RC6-10 pre-amp, £70. Joan Lees, 86 Batsford Road, Coundon, Coventry CV6 1AP.

Silent Key Sale (G3RMB): Rugby clock receiver built from kit and associated electronic bits (Electronics magazine November 1991), £20. MX2 2m transceiver, s.s.b./c.w. section (home-built), amplifier and 9V regulator, offers. Grid dip oscillator and four coils, £20. AVO meter 8 with manual, offers. RS mains transformer 20 VA Stock No. 207-150, £5. Joan Lees, 86 Batsford Road, Coundon, Coventry CV6 1AP.

Silent Key Sale (G3RMB): Topward 40MHz oscilloscope 7045 (Maplins + manual), £250. Bench Z-2 audio filter bandwidth s.s.b., 150, 115, 90, £50. Cassio instruments, f.m. receiver model B24, alignment generator + manual, offers. Advance comp. signal generator, type 62, range 150kHz to 220MHz plus manual, £50. Fully automatic antenna rotator, motor on delta loop antenna plus various pulleys, etc. Joan Lees, 86 Batsford Road, Coundon, Coventry CV6 1AP.

Silent Key Sale (G3RMB): TVI low pass filter and attenuators, £10. Large set of resistors and connectors and circuit boxes, etc. offers. Lots of books, too many to list, write for more details. Joan Lees, 86 Batsford Road, Coundon, Coventry CV6 1AP.

Silent key (G0WVS): Yaesu FT-77 h.f. transceiver, 100W s.s.b./c.w./f.m., good condition, £295. AC-p.s.u. 12V 20A for FT-77, available, t.b.a. Yaesu FC700 a.t.u., £95. Lowe HF-225 c/w AC-p.s.u. and manual, mint, boxed, £295. GRKW, QTHR. Tel: Sevenoaks (01732) 883637.

Silent key sale: Yaesu FT-480, £225. Standard C58 + linear, £100. Standard C500 hand-held dual-bander, £200. TNC2DL, £50. All with handbooks, all prices, plus postage. Martin G3ZZS, Plymouth. Tel: (01752) 707550.

SMC 545 L/n single channel mobile, c.t.c.s.s. mic., modified to work GB3HY, channel RB5 repeater, but ideal for converting to packet, v.g., £55. Tel: W. Sussex (01444) 233887.

Teletip 'scope 551T, digital differential voltmeter, wave analyser TF2330, Class D wavemeter, Marconi carrier, Deviation TF7910, Farnell rectifier No. 160, Redifon ALU, Redifon GR299 and 286, Marconi, accept unit 5420 AVO meters. Offers. Tel: Newbury (01635) 34036.

Three old wireless sets, 1 Defiant, 2 Murphy, £20 each or £50 the lot. Tel: Essex (0181) 508422.

Trio linear amplifier h.f. model TL911 c/w manual, g.w.o., £450 o.n.o. Osler SWR200 s.w. and power meter, 52/750Q h.f., £50. Kenwood c.w. filter YK88C-1, £25. Collect or pay postage. David G0VNO, QTHR. Tel: Shropshire (01952) 408761.

Trio TR-9130 144MHz multi-mode, complete with BO-9A base unit, mobile bracket, mic. and manual, £250. Yaesu FT-208R 144MHz hand-held with NC-8 p.s.u./charger, speaker/mic., batteries and manuals, £80. All v.g.o./n.o. Ian, Suffolk. Tel: (01359) 270527 after 6pm please.

Trio TS-120S h.f. transceiver, 100W r.f., c.w. filter fitted, c/w PS30 mains p.s.u., manual, both boxed, light use, v.g.c., £325. Ken, Lincoln. Tel: (01522) 791633.

Trio TS-530 plus speaker SP230 and MCS0 mic and fist mic., boxed in good condition, £325 o.n.o. Tel: (01432) 355155 day or (01432) 279435 evenings and weekends.

Trio TS-530S h.f. transceiver, with matching antenna tuner and full set of new spare valves, absolutely mint condition with all manuals and packaging, £550. Brian G0WZB, Tyneside. Tel: 0191-489 0601 after 5.30pm.

Valves for sale, numbers of valves: QQV06-40, 829B, TY2-125, 6B4G, 6L6, 3B28, CV73, PK25, KT88, also lots of radio valves and military valves. N. Gale, 15 Lawrence Crescent, Easterley Road, Leeds. Tel: 0113-240 3496.

VHF/u.h.f. frequency counter, £45. RS Components frequency counter, £45. Digital multimeter, £15. Icom SM8 base mic., unused, new, £75. PRO2022 base scanner, £100. Yaesu

FL110 h.f. amp, £100. Digital s.w.r., 1500MHz, £75. Tel: Norfolk (01953) 884305 or (0860) 633366 daytime.

Wireless World 1938-1980 approx (some bound), offers. *Practical Wireless* 63-78, offers. *Electronics Today* 78-83, offers. *Practical Electronics* 1964-81, offers. *Science Journal* 1966-67, offers. *Scientific American* 62-70, offers. *Electronic Engineering*, a few. Tel: (01225) 311772.

Wireless World magazines, 434 issues, 1943-1983, many complete years, offers? Delivery negotiate within seventy miles. T. Baber, Bourmouth. Tel: (01202) 433323 (evenings) or Soton (01703) 736667.

WS No. 52 RX with p.s.u., £60. No. 19 Set, modified with a.c. p.s.u., front no. TX, £80. TCS RX, £35. BE201, £80. GRC-9 h.f. TX/RX, complete, £180. Tiny key, £20. Ben, Worcestershire. Tel: (01562) 743253.

WWII Wave Meter, class D, No. 1 MkII with handbook, good condition, offers. buyer collects. M. Gilbert, Swansea. Tel: (01792) 794423.

Yaesu F767GXII, all modules fitted, superb condition, very rare, £1500, as new with base mic. and fist mic. Kenwood TH-78E handie with extra, £275. Tel: Essex (01268) 546523/ (0468) 604204.

Yaesu FRG-7700 communications receiver complete with 12 channel memory unit, FRT7700 antenna tuner, manual and circuit diagrams, good condition, £320. Carriage included. Tel: E. Devon (01395) 443872.

Yaesu FRG-7700 receiver, £250. DF50 FAX machine, unused, cost £230, gift at, £150. W9GR DSPII audio filter, £125. Yaesu YM-48 mic., £12.50. 144MHz mobile whip KG208 stainless, £10. Several hundred magazines, offers? Tel: Northants (01536) 522007.

Yaesu FRG-8800 comms receiver plus FRV8800 v.h.f. converter and FRT7700 a.t.u., good condition with manuals and circuit diagrams, etc., £299 + carriage at cost. Mike, Hereford. Tel: (01981) 251743.

Yaesu FRG-8800, fitted with FRV-8800 v.h.f. converter, complete with handbook, good condition, £300 o.n.o. Spectrum comms. TRX2-61 50/144MHz transverter, £80 o.n.o. Various other items plus carriage, outside Jersey. Please 'phone Stan G6GRND, Jersey. Tel: (01534) 36022.

Yaesu FRG100 receiver with Yaesu p.s.u. and remote keypad for direct frequency access, boxed as new, £350. Yaesu FRT-7700 a.t.u., boxed, excellent condition, £45. All including postage. S. Clifton, N. Wales. Tel: (01492) 878107.

Yaesu FRG7, good working order, handbook, £95 plus carriage. G3SVQ, Bedford. Tel: (01234) 720591.

Yaesu FT-200 with matching p.s.u./speaker unit, excellent condition with spare p.a. tubes and manual, £200 or part exchange for FT-690 MkI. Kevin M0AHN, Marlborough. Tel: (01672) 563382.

Yaesu FT-200/FP-200 TX, fault on high power but OK to 30W, v.g.c., with manual, £90 o.v.n.o. Prefer local. Bill GRAIV, 135 Moreton Road, Upton, Merseyside L49 4NT.

Yaesu FT-290 MkI 2m (144MHz) multi-mode, 4W output with MuTek front end, speaker mic, rubber duck antenna, NiCads and charger plus Yaesu handbag, excellent condition, £220, bargain! John M1AEU, Bristol. Tel: (01454) 882951 after 6pm.

Yaesu FT-290 RII 2m (144MHz) all-mode transceiver with FL-2025 25W matching linear, both boxed, v.g.c., £350. Tel: Kent (01474) 823797.

Yaesu FT-5100 dual-bander, swap for Kenwood TS811E or Yaesu FT770R with cash difference. Yaesu FT767GX for sale, 2m/70cm (144/430MHz) h.f., sell for £1000 or swap Icom IC706, Yaesu FT-747 and hand-held dual-band. Mick, S. Yorkshire. Tel: (01226) 742971 after 6pm.

Yaesu FT-690R MkII 6m (50MHz) multi-mode plus 25W amp HSP62 5/8 x 5/8 vertical 6m antenna, all mint, £395, bargain. Tel: Worcs (01562) 68792 after 6pm.

Yaesu FT-757GX h.f. transceiver with matching automatic antenna tuner FC757AT, both with manuals and boxed, both in v.g.c., no offers, hardly used. Tel: (01642) 530963 24hr.

Yaesu FT-757GX, 0-30MHz, all-mode TX/RX, boxed in very good condition, £425. Yaesu FP-700 p.s.u., £70. John, Stranraer. Tel: (01776) 830275.

Yaesu FT-76 70cm (430MHz) hand-held, NiCad, charger, soft case, as new, boxed, £150. May part ex. or swap for h.f. RX or w.h.y.? Eddystone EC10 perhaps? Tel: Tamworth (01827) 58004.

Yaesu FT-767GX h.f. plus 50MHz, 144MHz modules, built-in a.t.u. and p.s.u. with manuals, in perfect working order, also SP767 speaker with built-in filters, £895. Rob, E. London. Tel: 0181-923 5845.

Yaesu NiCad battery for the FT-50R c.d. 9.6V 110mAh produces 5W power, boxed, as new, £45. Tel: 0181-767 7780.

Yewil transceiver 20 and 80m (2.5 & 14MHz), c.w. and s.s.b. kit, completed by a professional, apart from test, not been used, reviewed in PW April 1994, complete with manual and mic., £125, carriage included. Vic G7PHJ, Cornwall. Tel: (01579) 348127.

Yupiter MVT8000 multi-band scanning receiver, 8-1300MHz, no gaps, f.m., n.b.f.m., a.m., 200 memories, complete with whip aerial, mobile bracket, power supply, manual, scarcely used, immaculate, £175. Tel: (01698) 888618.

Exchange

AKD f.m. 6m (50MHz) transceiver, model 6001, three months old, three months guarantee with manual, exchange for dual-band hand-held or base 70cm (430MHz), 2m (144MHz). Tel: Kent (01634) 712270.

Amiga 500+ 1 Meg, colour monitor, second disc drive, mouse, joystick, loads of discs/games, £250 or exchange for Trident 2400 scanner or similar. Tel: W. Sussex (01903) 260851.

ARRL Radio Amateurs Handbook 1942 (19th ed.), ARRL Hints and Kinks for the Radio Amateur 1942, Admiralty Handbook of Wireless Telegraphy, Vols 1 & 11, swap lot for quality Morse key. Ron G4MNB, QTHR. Tel: Swindon (01793) 826235.

FT-200 c/w p.s.u., v.g.c., c/w mic. and manual, needs alignment (i.f. strip) otherwise OK, swap PRC316 complete or w.h.y.? No interest in FT200s. Andy, Derby. Tel: 0115-930 8096.

FT-726R 2-70-SAT, FT-757GX MkII, FC-757AT, auto a.t.u., Icom IC740 f.m., FT-707, FC-700 a.t.u., FL110 h.f. amp, PRO2022 scanner, Cushcraft R7, excellent condition, some as new, boxed, manuals, exchange other radio gear. Tel: Norfolk (01953) 884305.

Kenwood R5000 receiver, seven months old, boxed with manual, 20m band antenna, exchange for an AOR 3000A+, must be in good condition. Tel: (01443) 733801.

Notebook laptop 486/DX33, battery and power supply, grey scale screen, roller mouse, all enclosed in leather case, for general coverage/receiver plus v.h.f. or Signal R535. Bill, Strathclyde. Tel: (01236) 762473.

Orion video pattern generator, exchange for v.h.f. TNC, also professional Epron (Gang) programmer, cost £900+, very well used, but p.w.o., must go as shack has moved to broom cupboard, £250 o.v.n.o. Ian M1ATZ, N. Beds. Tel: (01234) 708278 or mobile (0976) 980360.

Sangean AT5803A digital portable, 150kHz to 30MHz + f.m., in v.g.c. has s.s.b. also, swap for Trio 9R59D receiver, must be in good condition, will collect if possible. Tel: (01450) 377861 anytime.

Yaesu FTV107R with 2m (144MHz) converter, exchange for Yaesu FTV-700 or FV-700DM or sell for, £75. Tel: 0141-632 5408 (evenings) or 0141-649 4991, ext. 2285 (daytime).

Wanted

6m (50MHz) converter FC-6TR for Yaesu FRDX400 receiver. Paul M1BFW, Peterborough. Tel: (01733) 331403 evenings please.

455kHz s.s.b. L.F. filter eg. Kokusai MF455 10K

or similar, also receivers G2DAF MkII, G3PDM, G4DTC 'ultimate', working or not, complete or incomplete. Tony, Worcester. Tel: (01905) 641759.

An R210 receiver film scale, I need to find a replacement 1.85m x 70mm tuning scale for my R210 receiver. Do you know of anyone who has a spare or where I can get one made? Werner Borgardt, Cedar Lodge, 22 Coleigh Road, Malvern, Worcs WR14 1QD.

Any info. regarding conversion of Clearstone CM8000 p.m.r. radio to amateur v.h.f., also address or Clearstone, if poss. Nigel, 10 Larkman Lane, Norwich, Norfolk NR5 8TX.

Baycom board wanted, must be in good condition, also wanted 2m (144MHz) radio, ex p.m.r., just want something for packet, nothing special, i.e. 144.650, please help! G0SEC 5W output fine. Mr J. Curtis, 66 Rockhampton Close, Littlemore, Weymouth Dorset DT3 6NG.

Bekom LS102L 10m (28MHz) mobile radio, John G0CHQ, Middlesex. Tel: 0181-561 3837.

Bush VHF 64 valve radio or radiogram R666, Pye v.h.f. 3D mains valve radio or Grundig Marlborough mains radio 3365. Hugh McCallion, No. 8 Strathard Close, Coleraine, Co Londonderry, N. Ireland BT51 3ES. Tel: (01265) 43793.

Butternut HF6V-X or HF9V-X vertical aerial, HF6V also, will collect and dismantle, please ring with details of condition and price. Tel: Bristol (01454) 887461.

Circuit for Bergson 101 unit audio system. Tel: London 0181-859 2488.

D11 ex military transmitter to complete radio station, working or otherwise, also crystals in BTG base 99.925kHz and 97.0kHz. Mark, Mid Glamorgan. Tel: (01443) 207931.

Eddystone 770R MkI r.f. coil unit, range 1, 114-165MHz wanted for restoration. Tel: E. Lothian (01620) 823926.

Eddystone Receiver 880 or 888A, Joe Francalanza, Plot 24 Housing Estate, Zejtun ZT004, Malta.

Eddystone receivers 358, 358X, 870, 870A, 960, 890, 930, etc., any condition, also scrap sets for spares, please look in your loft or garage! Many thanks. Peter Lepino, Surrey. Tel: (01372) 454381 or (0374) 128170 anytime!

Electrostatic volt meter, 18kV, also info and parts for PRC-9, have various radios and Canon EOS650 camera for sale or exchange. Also Radio Designer's Handbook by L. Smith wanted. Tel: 0181-384 9199.

FM Board for FT-707 70cm (430MHz) transverter for FT-707 6m (50MHz) transverter for same, new Novice. Gerald, Aberdeen. Tel: (01685) 876414.

For FRG7, quality extra 4kHz filter or add-on filter board unit, also digital read-out unit required. Tel: Barnet 0181-449 3921.

GEBC BRT400 working or not worker for repair/spares, Mullard valve tester, cards or can I take copies? Tom Benfield, 47b Wameford Street, London E9 7NG. Tel: 0181-985 7835.

Goodmans tuner amplifier, 120 model, instruction manual, will pay, T. Hupton, Bodica Cottage, 10 Star Corner, Barby, Nr. Rugby.

HF linear amp 2100Z TL922, etc. Ian G0UWK, Staffs. Tel: (01782) 771058 after 6pm.

HRO loudspeaker, good price paid, will pay P&P. Peter Norris G4VUN. Tel: (01287) 634397 9-5 works QTH.

HW8 top cover shell, 12 Gilpin Road, Oulton Broad, Lowestoft NR32 3NS. Tel: (01502) 518745.

Icom IC-245 2m (144MHz) multi-mode module in g.w.o. with mobile mount, etc., also want info on Sota 100W linear and NiCad packs for FT-470, FNB10 preferred. Tel: Newport (01952) 556235.

KW204 transmitter, any condition considered plus manual if available, 9MHz c.w. crystal filter, any make. John Mullin DA1MU, Bradbury Bks, Krefeld, Germany, BFPO 35. Tel: 0049 2151 597562.

Looking for plug-in modules 2m (144MHz), 6m (50MHz), 70cm (530MHz) for FT-767GX, any info is very welcome. Jean-Pierre Verbos, Mechelbaan 10, B-2580 Beersel, Belgium. Tel: 00 32 15 250215.

Marine band hand-held transceiver. John G4BYV, Norfolk. Tel: (01362) 638142.

Owner's handbook or manual for Yaesu FRG-7700, also memory unit for same. Tel: S. Pethererton, Somerset. Tel: (01460) 240365.

Plessey Keying Unit type PV78B wanted, also teleprinter, valve tester (preferably AVO or Mullard) and any additions to my collection, by way of interesting Rascal units, anything considered. Tel: Yorks (01482) 869682.

Revox reel-to-reel tape recorder: Stereo upright type half track machine preferred with minimum 7 inch spool size (prefer 10 inch or larger studio type). Other semi-professional machines considered. Please contact Rob G3XFD at PW office.

Service manual/circuit diagram for Pye modulation meter type MMI to buy or borrow, costs refunded. Bill G3XAN, Liverpool. Tel: 0151-526 8649.

Spy/Clandestine radio sets wanted by private collector, American, British, Polish, German, Russian, Japanese, etc., from WWII and since, send details and price wanted to: Bill Macdonald G8PUJ, 40 Latchett Road, London E18 1DJ. Tel: 0181-505 0838.

Tech inf. Swan 500 (not 'C') and a power supply, 6HF5 valves, history, advice. Tuning knob - TCS receiver or scrap unit. Well built home-brews inf. (urgent) - Lafayette HA600A receiver, cash waiting. J. Raynham, London. Tel: 0181-870 6316 sometimes answerphone.

Trio (Kenwood) AT230 a.t.u., KB1 de-luxe knob, narrow s.s.b. filter YK88SN, Andy G4RWY, Birmingham. Tel: 0121-421 3316.

Trio JR500SE receiver for spares or just the mechanical filter assembly, also a small 2m (144MHz) linear amplifier, Ian G8WVUG, Colwyn Bay. Tel: (01492) 518499.

Urgently require Rascal RA63G or RA63H, Water Gates, 16 High Mill Drive, Scarborough YO12 6RN. Tel: (01723) 365093.

User manual for Kenwood a.t.u. AT230, copy will do, will cover cost. Arthur G4OSW, Dawlish. Tel: (01626) 864486.

Valve receiver h.f. beam antenna analyser, FL50B transceiver, cubical quad antenna, AR88D, Eddystone receivers, carriage paid. Ed Kelly EISDR, Cregganavar, Breatly Castlebar, Co. Mayo, Eire.

Video recorder Philips 1700 or similar (for square tapes), coloured plastic sheet to turn b&w TV to colour and lists of radio amateurs before WWI for museum. Douglas G3KPO, Ryde. Tel: (01983) 567665.

Wanted by new s.w.l. fairly cheap h.f. ham bands receiver, either ex-govt or comm. with s.s.b./h.f.o. and computer/f.v.o. Tel: Notts (01636) 616976.

World all bands short wave receiver, eg. Lowe, Kenwood, Yaesu, Icom, etc., prefer swap, exchange Echostar 5500 satellite recpos 90cm motorised dish LNB and cables, excellent value, £350. Tel: 0181-549 2612.

Yaesu FT-225 or similar 2m (144MHz) base station, offers to G8NPK, Northolt. Tel: 0181-841 8190.

Yaesu NC-8/FT-708R battery charger, Alan Rayner, Cleveland. Tel: (01642) 478020.

Yaesu SP5 speaker to match FT-1000D, also 6m (50MHz) module for FT-726R, must be in g.w.o. and excellent condition. Tel: (01953) 884305 or (0860) 633366 daytime.

Please use a Form from a previous issue to send your advert in or write it neatly on a postcard.

PACKET PANORAMA

Roger Cooke G3LDI has the latest news from the world of Packet radio.

The British Amateur Radio Teledata Group (BARTG) have recently announced details of their 1997 Rally. The rally will be held on Sunday 14 September at **Sandown Racecourse, Esher, Surrey.**

The BARTG 1997 rally will follow the proven and popular format of previous BARTG rallies, but with one major difference. This is the addition of DataStream '97.

DataStream '97 is a series of lectures covering various aspects of data comms in Amateur Radio. The provisional list of topics includes; DataComms for beginners, Satellite DataComms, Advanced DataComms and a Question and Answer session.

Further details on the BARTG 1997 rally can be obtained from the newly appointed Membership Secretary **Bill McGill G0DXB at 14 Farquahar Road, Maltby, Rotherham, South Yorkshire S66 7PD.**

Receiving You

Some of you may have read in recent issues of *PW* in 'Receiving You', letters from **Mr. Charlton G0MDF**, regarding password access to the BBS, and several related subjects. Without wishing to revive any correspondence again, I received a telephone call from an amateur who enlightened me on one particular item.

It was stated in the correspondence from Mr Charlton that a certain BBS was demanding payment before allowing access. This is not a correct thing to do, and in fact the Radiocommunications Agency could take action over this. It seems that this could well be the case and I apologise to Mr. Charlton if this is indeed the case.

Running a BBS is a very time-consuming and expensive thing to do, both in equipment and electricity, and donations, if offered, are gratefully received. There is nothing at all wrong with this, but demanding money **before** access is totally unethical to say the least.

There is normally a local packet user group, set-up with the intention of encouraging users to join and contribute their share to the running of their local networking expenses. These can also be very high, higher in fact than some voice repeaters. Membership of the voice repeater

group is an accepted fact of life now, and this should also be the case for packet user groups.

A BBS service is set up by an individual for the use of local users. Again, a huge expense is involved and it **all** comes out of the pocket of that individual. No contributions are forthcoming from the RSGB, NASA, or the local council!

On The Internet

If you looked on the Internet, admittedly with probably a lot more possible sites, albeit some questionable, it will cost you about £10 a month, **plus** the 'phone bill, which can soon mount up to a considerable amount.

On the other hand mail can be passed very quickly now on Packet. There are several h.f. packet, Amtor and Pactor gateways, two UK Satgates, and providing the terrestrial network is working well, delays should be minimal. In my humble opinion, users should bear this in mind.

Consider what it would cost you to set up a BBS, h.f. gateway, Satgate or whatever, then ask yourself why is it wrong to expect a donation? If we wish to build a high-speed National Backbone, it's going to cost money, and I haven't found a tree yet with any of this stuff on it!

Ten years ago, yes it really is that long, bulletin boards were a pleasure to log into, all sorts of interesting and informative gems were there for everybody to read. So what has happened in that decade?

I am afraid the network has sunk into decadence, a wall on which all the graffiti artists and junk-mail peddlers spin their wares. It has begun to take effect.

In the last year we have seen more BBS/node closures than we have for a while. More users have been discouraged by what they have found. Little wonder the reject file gets used! This is **not** what BBS operations, or indeed Amateur radio in general, is about!

Apathy, moaning and whining will bring the Packet network into severe disrepute. It will be frowned upon in much the same way as we used to frown upon the early 27MHz brigade with their echo chambers.

Software writers are not producing updated programs,

hardware manufacturers are closing down or not catering for the Amateur market and users mostly just send/receive their mail and occasionally type LL 10, to find the usual, then disconnect. Extrapolate this situation and you can imagine what it **might** be like in the next ten years.

So, what do we do about this? Well, there are a few answers. **1.** Leave the situation as it is, and watch packet gradually strangle itself; **2.** Shortcut that and sell all the gear now, and take up fishing; **3.** Do something about it.

In order to **do** something about it, we need to change our attitude, clean up our act, put in time to create, not destroy, raise money for the network (nothing is free!) and encourage the young amateurs just starting. Obviously, there are lots of dedicated amateurs doing just this, and I only hope that they long continue to do so, but some have already given up as I have mentioned.

We cannot afford to see any more do the same. We desperately need to see improvements to the network, high-speed linking, introduction of DAMA or similar and new links where needed. All this is going to need a lot of co-operation, and money.

Gloucestershire Repeater Group

An example of successful repeater group dedication comes from the **Gloucester Repeater Group** Newsletter. They issue a quarterly newsletter giving updates for all their repeaters, voice and packet.

Contrary to my previous 'gloom and doom', the Gloucestershire group have continued to increase membership throughout the year, resulting in a significant increase in income. This will allow a continuing program of improvement to links and also enable them to add new ones.

In order to help this project, the group are searching for some two or four port PC RS232 Interface ISA cards that can use IRQs 8-15 together with some uninterruptable power supplies. There are also plans to install a regenerative repeater on 430MHz to provide a 38.4kbaud link.

It's always gratifying to be able to report something positive like this.

If your group has news that you would like me to use, **please send it** to me.

Bandplan Changes

Changes in the 144MHz band plan will be announced soon. This will mean a change for most, not just for a few. The data segment will be moved and other changes will also take place.

Concern has already been expressed by RAYNET, in that QRM might be mutual unless something is sorted before the actual date. Obviously these changes will take time to accomplish and new crystals will have to be purchased.

Patience and co-operation will be necessary in order to make the change as smooth as possible. The following is an excerpt from a letter received from **Alan G0HIQ**.

Alan says: "I am an ordinary packet user and ordinary RAYNET member. Through the RAYNET channels I am advised that they will need to change frequency and that a new local/national plan will be needed to avoid adjacent groups having the same channel.

"All seems sensible until it says that this will take some time and will be implemented some time after July 97. Whilst RAYNET do not have prior right of access to any channel, i.e. essentially first come first served, groups are not at liberty to QSY willy nilly.

Should a non-emergency wish to use .800, .825 or .850 arise when the channel happens to be busy (voice) then we ask. If rejected we go elsewhere between .775 and .850.

With Packet in .800 up that is potentially 3/4 of the groups affected. In practical terms they do not have a clear patch to QSY to **at that time**. I foresee a period of time of confusion and irritation".

Thanks for your comments Andy and I too hope that common sense will prevail and this will take place amicably.

Well that's all for this time and don't forget keep your news and pictures coming to me. News can be sent to me via Internet at **mtaylor@uk.mdls.com** or you can telephone me on **(01508) 570278** or send things to me QTHR.

END

BROADCAST

ROUND-UP

What's the future of Radio Australia? Are audience figures up for the BBC World Service? Read on and Peter Shore will explain all.

As this edition of *Practical Wireless* goes to press, Albania is gripped by what could prove to be the start of a fresh revolution, or worse still, civil war. The government has cut the Albanian peoples' easy access to news and information on radio by switching off the f.m. relays of both the **BBC World Service** and **Voice of America**.

In response, transmissions in Albanian have been stepped up on other bands by both broadcasters in an effort to maintain the information flow. The BBC World Service is now transmitting on short wave at 1415UTC (previously only on f.m.) as well as 0630 and 1800. The evening broadcast now lasts 45 minutes instead of 30 minutes.

Voice of America has put its two half-hour Albanian programmes at 0600 and 1700UTC on to its medium wave transmitter at Kavala, Greece which operates on 792kHz.

First-Hand Knowledge

Listeners wanting to get first-hand knowledge of events in the troubled country can try tuning to **Radio Tirana**, but it's going to be a censored, one-sided story since the station is, as I write this, still in the hands of the Berisha government. English from the Albanian station can be heard in Europe daily at 1715 to 1730UTC on 6.185 and 7.155MHz.

Also, there is a 30-minute transmission at 1930UTC on 6.27 and 7.27MHz short wave, plus 1458kHz medium wave. If you want to try and

contact the station, the telephone number is **+355 42 23239** and the FAX is **+355 42 27745**.

Radio Australia

In Australia, the government Foreign Affairs, Defence and Trade References Committee is due to report by 14 May its findings into the future of **Radio Australia**. The Committee has been charged with looking at, amongst other areas, what contribution the Australian international radio station makes to Australia's foreign policy and trade interests.

We will bring you the details of the Committee's report in this column. Watch this space!

Stopped Satellites

Radio Korea International has stopped using World Radio Network's satellite services to reach listeners. It is now using short wave only. Tune in Europe at: 0800-0900 on 7.55 and 13.67; 1830-1900 on 3.955; 1900-2000 on 5.975 and 7.275; 1930-2000 on 3.97 and 2100-2200 on 6.48 and 15.575MHz.

North Korea is becoming difficult to hear as some days transmissions from **Radio Pyongyang** just don't come on the air. Some reports suggest this is because of acute power shortages in the country, but there is no firm evidence to support this theory.

Try for yourself; English should be on the air to Europe at: 1300-1350 on 9.345, 9.64, 11.74, 15.23 and 15.43; 1500-1550 on 9.325, 9.64, 9.977 and 13.785; 1700-1750 on 9.325, 9.64, 9.977 and 13.785 and 2000-2050 on 6.576, 9.345, 9.64 and 9.977MHz.

New Service

There is a new service on WRN. The station **CANA Radio**, part of the Caribbean News Agency, has a 15-minute programme weekdays at 1700UTC on WRN's European service which is carried via Astra. It brings a round-up of news from the Caribbean and, unless you are lucky enough to catch a medium wave signal from the region, is likely to be the only way of hearing news from the Caribbean.

West Coast Radio in Ireland has moved its European broadcast from Thursday to Saturday. Listeners can tune in at 1500UTC for an hour-long programme on 5.97MHz via the Deutsche Telekom transmitters.

Audience Figures Up

The BBC World Service has announced that its latest compilation of audience research gives it a regular weekly audience of 143 million people. Of that, some 35 million listen to the **English World Service** (with a remarkable 1.3 million weekly audience reach in the UK), and the balance tune to the other 44 languages which are broadcast from Bush House in central London.

For the first time the BBC's figures include parts of China, previously a closed book for BBC researchers. Ten cities covering an adult population of 29 million were surveyed for the first time last year.

Diverting Funds

As part of its ongoing restructuring, **NHK World** is diverting funds from its international radio service to television. This means less resources for programmes on the global radio service, and some shows are being axed, including the weekly *Media Roundup* programme.

Brunei Going International?

You may have seen the advertisements for the Royal Brunei airline, soon there may be a chance to hear Brunei radio after an absence of many years. A report by **Glenn Hauser's World of Radio** programme says that an international short wave service is planned.

It could be some time before the tiny Asian country gets back on the air, as transmitters are needed. We'll keep you posted.

Station News

Monitor Radio International, the short wave broadcasting arm of the *Christian Science Monitor* newspaper, broadcasts in English to Europe: 0400-1000 on 7.535; 0800-



0900 on 15.665; 1600-1800 on 15.715; 1800-2200 on 13.77 and 15.665 and 2200-2400 on 13.77MHz.

Radio Norway International's weekly English-language programme is heard on Sundays at: 0600 on 7.18, 7.295, 9.59 and 13.805; 0700 on 15.245; 0800 on 15.17; 0900 on 13.80 and 15.17; 1200 on 9.59, 13.80, 13.805 and 15.605; 1500 on 9.98 and 11.84; 1800 on 7.485, 9.59 and 15.22MHz plus 1314kHz medium wave 2200 on 9.405MHz.

The Norwegian short wave station at Fredrikstad is being dismantled, which means all programmes now come from the 500kW transmitters at Sveio and Kvitsoy. The NRK had hoped to be able to hire out the Fredrikstad short wave transmitters to broadcasters, but had no response.

Travel north-east from Fredrikstad and you'll come to Iceland. But wherever you are you can hear news from the northern island nation on short wave.

Tune in at 1215-1300 or 1410-1440 on 13.86 and 11.402MHz, both upper sideband, and then at 1855-1930 on 9.275 and 7.735MHz (also u.s.b.), and finally at 2300-2335 on 11.402 and 9.275MHz (again in u.s.b.).

Strange Transmissions

If you have heard strange transmissions in the middle of the European night, it might well come from the HAARP atmospheric and propagation research centre in Alaska. HAARP has been testing at 0430 on 6.99MHz and at 0450 on 3.30MHz with a plain carrier signal and then five minutes of Morse code.

The station welcomes reports at **HAARP Test, PO Box 271, Gakoma, Alaska 99573, USA**.

That's all I have for you this month. Keep listening to the world's broadcasters, and let me know of any interesting discoveries you make.



END

Classified Ads

To advertise on this page see booking form below.

For Sale

TECHNICAL MANUALS, AR88, CR100, R210, HR0. £5 each. Circuits £1.50. Hundreds available. SAE list. Bentley, 27 De Vere Gardens, Ilford, Essex IG1 3EB. Tel: 0181-554 6631.

RF-8000 24 BAND RECEIVER - reasonable offer accepted. Quartz crystals large range £1.00 each. Collection quartz Y-bars. Also Valves. Lists available. Electronic Design Associates 0181-391 0545 Fax 0181-391 5258.

THE UK's LARGEST SOURCE for Vintage Service data, circuits and manuals from 1900 to the 1970s. Free brochure from Tudor Gwilliam-Rees, Savoy Hill Publications, 50 Meddon St, Bideford, The Little White Town, North Devon, EX39 2EQ. Tel: 01237 424280. E-mail: tudor.gwilliam-rees@virgin.net

INTERESTED in Vintage Radio? Send SAE for latest list of books and components. Old Time Supplies, PO Box 209, Banbury, Oxon OX16 7GR.

Wanted

WANTED FOR CASH Valve or solid state communication receivers Pre-1980. Preferably working and in good condition. Non working sets considered also domestic valve radios. Items of Government surplus wireless equipment and obsolete test equipment. Pre-1965 wireless and audio components and accessories. Pre-1975 wireless and TV books and magazines. Also, most valves wanted for cash. Must be unused and boxed. CBS, 157 Dickson Road, Blackpool, FY1 2EU. Tel: (01253) 751858 or Fax: (01253) 302979.

PRE-WAR RADIOS and any Heathkit and Hacker products wanted. Phone: 0181-693 3555.

TOKO CFU050D 2x IFT as fitted to PW 'Orwell' MW receiver. Tel: 01283 544212.

Miscellaneous

VALVE ENTHUSIASTS: Capacitors and other parts at attractive prices! Ring for free list. Geoff Davies (Radio), Tel: (01788) 574774.

Receivers

B.F.O. KITS Resolves single side-band on almost any radio, £16.49. H. CORRIGAN, 7 York Street, Ayr KA8 8AR.

Holidays

NORTH WALES HOLIDAYS - Caravan - bunkhouse - camping. Elevated rural site, two miles from beach, use of shack and antennas, open all year. Tynrhos, Mynytho, Pwllheli. Tel: 01758 740712.

CRETE HOLIDAYS 7 studios 20m from beach. Use of shack and antennas. Open from 14/4/97 to 31/10/97. Please contact: SV9 ANJ (QRA Manos), PO Box 1272, 71110 Iraklion, Crete, Greece. Tel: 0030 81 761288/762000 Fax: 0030 81 761382. E-mail: pelamare@her.forthnet.gr.

Valves

VALVES GALORE Most valves available from stock. Otherwise obtained quickly. Please send SAE stating requirements or telephone. **VALVE & ELECTRONIC SUPPLIES** Chevet Books, 157 Dickson Road, Blackpool FY1 2EU. Tel: (01253) 751858 or Fax: (01253) 302979.

VALVES WANTED for cash: KT88, £48; PX4, PX25 £50; DA100 £90; EL34, £10; EL37, £9; CV4004, £5; ECC83 £3. Valves must be Mullard/GEC, West European to achieve the price. Ask for our free wanted list. Prompt and courteous service. Visitors by appointment only (we are a very busy Export Warehouse). Billington Export Ltd. Billingshurst, West Sussex RH14 9EZ. Tel: (01403) 784961. Fax: (01403) 783519.

VALVES:- OVER 50000 STOCKED Ham, Vintage, Military, Audio. SAE for FREE list to: Wilson Valves, (Jim Fish G4MH), 28 Banks Ave., Golcar, Huddersfield, West Yorks HD7 4LZ. Tel: 01484 654650. Fax: 01484 655699. Visa etc. Fast & personal service.

TOP PRICES PAID

for all your valves, tubes, semi-conductors and ICs.

Langrex Supplies Ltd.
1 Mayo Road, Croydon
Surrey CR0 2QP.

Tel: 0181-684 1166. Fax: 0181-684 3056.

Situations Vacant

BBC MONITORING

Caversham Park

Technical Operator, Resources Department.
Starting salary c. £14,000 pa
+ additional payments for shift working.

BBC Monitoring, which is part of the World Service, provides news and information from the worlds media to BBC journalists as well as official and commercial customers.

Technical Operations is the Resources section responsible for the research and reception of all voice, radio telegraphy and satellite transmissions of interest to us, and the provision of operational services to the BBC domestic and World Services.

The successful applicant must have substantial previous experience in the operation of receiving equipment, gained either in a professional or advanced amateur capacity. You should be fully conversant with modern receiver techniques, antenna configurations and propagation modes, including those allocated to satellite transmissions.

This is a shift-working job, including nights and weekends.

For further information and an application form, please telephone Julie Richards, Personnel Assistant, on 01189 469212, during office hours.

Completed application forms to be returned by 17th April 1997.

BBC Monitoring is committed to implementing the Corporation's policy on Equal Opportunities, including Fair Selection.

Educational

RAE "THE VIDEO" The definitive learning aid for the exam! A full three hour VHS video based on the highly successful training course developed by Chris Budd G0LOJ. This unbeatable package comes packed with key learning points, facts and diagrams for instant reference and easy revision. Only £24.50 plus £2 post and packing.

Send cheque or postal order to: Charterhouse Marketing, Mount Pleasant, New Mills, Whitebrook, Monmouth, Wales NP5 4TY. Tel: (01600) 860879.

Computer Software & Hardware

HARD TO FIND SPECIALISED AND UNUSUAL PC SOFTWARE

We have the largest range of specialised technical, scientific and rare programs for DOS and Windows in Europe, on CD ROM or Floppy disk. 1000s of programs in 250+ categories including Electronics, Radio, Audio, Maths, Chemistry, Music, Education, Engineering etc.

SEND STAMPED SAE FOR FREE PRINTED CATALOGUE OF 4000+ ITEMS.

**PDSL Dept PW, Winscombe House, Beacon Rd,
Crowborough, Sussex TN6 1UL
Tel: 01892 663298 Fax: 01892 667473**

JVFAX/SSTV, HAMCOMM, PKTMON
9FD/25FD Tx/Rx interface, programs, manuals, pictures, £29.95. Other SSTV/packet services. SASE leaflets. 1.44 disk for demo. Peter Lockwood G8SLB, 36 Davington Road, Dagenham RM8 2LR. Tel/fax: 0181-595 0823.

INSTRUCTOR MORSE PROFESSIONAL. The complete Morse Code software training package for beginners and advanced users. As used by the US Military, Canadian Military and the British Military! Price £169 + PP + VAT. Tel: 01526 833042.

E-mail: imorse@sdesign.demon.co.uk

DISCLAIMER

Some of the products offered for sale in advertisements in this magazine may have been obtained from abroad or from unauthorised sources. *Practical Wireless* advises readers contemplating mail order to enquire whether the products are suitable for use in the UK and have full after-sales back-up available.

The publishers of *Practical Wireless* wish to point out that it is the responsibility of readers to ascertain the legality or otherwise of items offered for sale by advertisers in this magazine.

ORDER FORM FOR CLASSIFIED ADS

Please photocopy this form if you prefer

PLEASE WRITE IN BLOCK CAPITALS

The prepaid rate for classified advertisements is 42 pence per word (minimum 12 words), box number 70p extra. Semi-display setting £13.90 per single column centimetre (minimum 3cm). Please add 17.5% VAT to the total. All cheques, postal orders, etc., to be made payable to PW Publishing Ltd. Advertisements, together with remittance, should be sent to the Classified Advertisement Dept., Practical Wireless, Arrowsmith Court, Station Approach, Broadstone, Dorset BH18 8PW. Tel: (01202) 659920, Fax: (01202) 659950

Please insert this advertisement in the issue of Practical Wireless (if you do not specify an issue we will insert it in the next available issue of PW) for insertion/s. I enclose Cheque/P.O. for £..... (42p per word, 12 minimum, please add 17.5% VAT to total).

Name:

Address:

Telephone No.:

Box Number @ 70p: Tick if appropriate ☐

Category heading:

RST **LANGREX SUPPLIES LTD** **RST**
PHONE **DISTRIBUTORS OF ELECTRONIC VALVES** **FAX**
0181 684 **TUBES AND SEMICONDUCTORS AND I.C.S.** **0181 684**
1166 **1 MAYO ROAD • CROYDON • SURREY CR0 2QP** **3056**
24 HOUR EXPRESS MAIL ORDER SERVICE ON STOCK ITEMS

£ p	KT66 China	10.00	5Z4GT	3.00	6U8A	1.50
AZ31	KT88 China	12.00	6AQ5	2.00	6V6G	8.00
CL33	N78	8.00	6AR5	20.00	6V6GT	4.00
E88CC	OA2	3.00	6AS7G	7.50	6X4	3.00
E180F	OB2	3.00	6AU5GT	4.00	6X5GT	3.00
E810F	OC3	3.00	6AU6	2.00	12AT7	3.00
EABC80	OD3	3.00	6AW8A	4.00	12AU7	3.50
EB91	PCF80	2.00	6B4G	£22.00	12AX7	5.00
EBF89	PCL82	2.00	6BA6	1.50	12AX7A	7.50
EBF89	PCL85/805	2.50	6BE6	1.50	12BA6	2.00
EBL31	PCL86	2.50	6BH6	2.00	12BE6	2.00
EC333	PD500	6.00	6B07A	2.00	12BH7/A	10.00
EC335	PL36	3.00	6BR7	4.00	12B7A	7.00
EC381	PL81	2.00	6BR8	4.00	12DW7	15.00
EC382	PL504	3.00	6BW6	4.00	12E1	10.00
EC383	PL508	3.00	6BW7	3.00	13E1	£85.00
EC385	PL509/519	7.50	6B26	3.00	572B	95.00
EC388	PL802	4.00	6C4	2.00	805	45.00
EC388	PY500A	3.00	6CB6A	3.00	807	6.00
EC808	PY800/801	1.50	6CD6G	5.00	811A	25.00
ECH35	QQV02-6	12.00	6CL6	3.00	812A	55.00
ECH42	QQV03-10	5.00	6CG7	7.50	813	27.50
ECH81	QQV03-20A	10.00	6CH6	3.00	833A	85.00
ECL82	QQV06-40A	12.00	6CW4	6.00	866A	20.00
ECL86	U19	8.00	6DQ5	17.50	872A	30.00
ECL860	UABC80	1.50	6DQ6B	10.00	931A	25.00
EF37A	UACH2	5.50	6F6G	6.00	2050A	12.50
EF39	UCLB2	2.00	6F07	7.50	5751	6.00
EF40	UCLB3	2.00	6GK6	4.00	5763	6.00
EF86	UF89	4.00	6J5G	6.00	5814A	5.00
EF91	UL41	12.00	6J5M	4.00	5842	12.00
EF183/4	UL84	3.00	6J7	3.00	6072A	6.00
EL33	UY41	4.00	6JB6A	27.50	6080	6.00
EL34	UY85	2.00	6JE6C	27.50	6146B	15.00
EL36	VR105/30	3.00	6JS6C	27.50	6201	£8.50
EL41	VR150/30	3.00	6K6GT	4.00	6336A	35.00
EL84	Z759	10.00	6L6G	15.00	6550A	25.00
EL95	Z803U	15.00	6L6GC	15.00	6883B	15.00
EL360	2D21	3.50	6L6WGB	£10.00	7025	7.50
EL509/519	3B28	12.00	6Q7	3.00	7027A	25.00
EM34	4CX20B	45.00	6SA7	3.00	7199	15.00
EM81/4/7	5R4GY	7.50	6SC7	3.00	7360	25.00
EN91	5U4G	6.00	6SG7	3.00	7581A	15.00
EZ80/81	5U4GB	7.00	6SJ7	3.00	7586	15.00
GZ32	5V4G	4.00	6SK7	3.00	7587	20.00
GZ33/37	5Y3GT	2.50	6SL7GT	5.00		
KT61	5Z3	5.00	6SN7GT	5.00		

OPEN TO CALLERS MON - FRI 9AM - 4PM. CLOSED SATURDAY.

This is a selection from our stock of over 6000 types. Please enquire for types not listed. Obsolete items are our speciality. Valves are new mainly original British or American brands. Terms CWO/ min order £10 for credit cards.

P&P 1-3 valves £2.00. 4 - 6 valves £3.00.

Add 17.5% VAT to total including P&P.

THE VINTAGE WIRELESS LISTING

Now published approx every three months containing 100s of out of print old and collectable wireless and TV books and magazines and now incorporating "The Vintage Hardware List" that contains for sale - vintage domestic radios, communications receivers, audio equipment, valves, vintage components etc. Send six first class stamps for list No 10 or £4 for next four catalogues.

NEW BOOKS

Valve Communication Receiver Handbook. Contains circuits and technical information for valve communication receivers both commercial and of military origin. 1940s - 1960s. Incorporates a surplus/commercial cross-referenced valve guide. Large format. Approx 100 pages. £16.50 P&P £3.50.

Messenger Gods of Battle by Tony Devereux. The story of electronics in war and the development and military use of radio and sonar, particularly WWII applications. Contains drawings and photos of some of the early wireless equipment and radar installations. An informative study of a little known subject. 322 pages, brand new hardback, published at £32. Our price £14.50 P&P £2.50.

HRO Communications Receiver Data. A facsimile reprint of circuits and data for models, HRO, HRO-5, HRO JR, HRO-5T, HRO-5R, HRO M, HRO MX, HRO M-RR, HRO TM, HR-SR. 35 pages. Large format. £9.25 incl. P&P.

Janes Military Communications 12th edition 1991-1992. A vast volume of 814pp. Large format, wraps. Contains descriptions, photographs and basic details of the world's military communications equipment. Brand new. Published at over £100. **SPECIAL PRICE £30** postage £5.50. Overseas postage extra.

Eddystone Communications Receiver Data 1950-1970. A facsimile reprint of the circuit diagrams, general description and some service notes for sets from 1950-1970. 50 pages. £9.75 incl. p&p.

Radar. P. S. Hall (et al). An absorbing and informative study by authors from The Royal Military College of Science. Covers the origin, development and operation of military radar from Chain Home to Patriot, etc. Numerous photos and illustration of equipment and its principles of operation. 170pp. Published by Brassey's Weapon Technology series at £25. Our Price £7.50 p&p £2.50.

Racal RA17 Communications Receiver Technical Service Manual. Facsimile copy, contains general description includes circuit diagrams, layout and alignment and brief fault finding notes. Large format. 46 pages. £9.50 incl. p&p.

Wireless Set (Canadian) No 19 Mk.III Technical Manual. Facsimile copy, contains detailed description, layouts, circuits, operating instructions, etc. 62 pages. Large format. £12.50 p&p £2.50.

VINTAGE WIRELESS COMPONENTS

2-gang 0.0005µF Tuning Caps. Standard size, made by Jacksons. £3.95 each, p&p £1.20.

1-watt Carbon Resistors. Useful values. Pack of 50 mixed £2.95 incl. postage.

Electrolytics. 32+32µF, 350V, can type. £4 each incl. post. Two for £7 post free.

0.05µF 600V Tubular Caps. Five for £2.50 incl. postage.

(Dept PW) CHEVET SUPPLIES LTD.

157 Dickson Road, BLACKPOOL FY1 2EU

Tel: (01253) 751858. Fax: (01253) 302979.

Telephone orders accepted.

YAESU, ICOM, AOR etc.
SALES & SERVICE Holdings of Blackburn Ltd. Inc. 1952, Yaesu Agents since 1972. G3LL 40+ years in electronics. Best prices for callers (try us with cheque or 'real money' if you want to bargain) only xyl and sell to pay so we can afford to give good prices - valves and CW filters for old Yaesu eq. Phone, **normally open Thursday, Friday and Saturday.** Lunch 12.00-1.30 but phone first we enjoy a few holidays!
G3LL HOLDINGS, AMATEUR ELECTRONICS
45 JOHNSTON STREET, BLACKBURN, BB2 1EF
(01254) 59595

LAKE ELECTRONICS
For Complete Kits with All the Bits!
Transmitters, Receivers, Test Equipment.
7 Middleton Close, Nuthall, Nottingham NG16 1BX
Tel/Fax: 0115-938 2509
E-mail: 100775.730@compuserve.com

MARTIN LYNCH
 & Son
 THE AMATEUR RADIO EXCHANGE CENTRE
NEWSFLASH

International Marconi Day
at the shop 9am-5pm 19th April
BE THERE!

0181-566 1120

BOOK STORE



TO ORDER YOUR BOOKS:

E-MAIL: bookstore@pwpub.demon.co.uk

TEL: (01202) 659930 (24 HOURS)

FAX: (01202) 659950 (24 HOURS)

OR USE THE ORDER FORM ON PAGE 82

The books listed have been selected as being of special interest to our readers. They are supplied direct to your door. Many titles are overseas in origin.

LISTENING GUIDES

AIRBAND

AIR BAND RADIO HANDBOOK 6th Edition. David J. Smith.	192 pages. £9.99
AIRBAND RADIO GUIDE 3rd Edition. Graham Duke.	96 pages. £6.99
AIR TRAFFIC CONTROL 6th Edition. Graham Duke.	112 pages. £6.99
AIR TO GROUND RADIO FREQUENCIES. Ken Davies.	96 pages. £4.99
AIRWAVES 97.	100 pages. £8.95
AIRWAVES EUROPE.	124 pages. £9.50
CALLSIGN 97.	144 pages. £8.95
FLIGHT ROUTINGS 1996. Compiled by T.T. & S.J. Williams.	140 pages. £6.60
INTERNATIONAL AIR BAND RADIO HANDBOOK. David J. Smith.	192 pages. £9.99
UNDERSTANDING ACARS	
3rd Edition. Aircraft Communications Addressing and Reporting System. Ed Flynn.	80 pages. £9.95
WORLDWIDE AERONAUTICAL COMMUNICATIONS FREQUENCY DIRECTORY	
2nd Edition. Robert E. Evans.	260 pages. £19.95
WORLDWIDE AERONAUTICAL HF RADIO HANDBOOK. Martyn R. Cooke.	124 pages. £6.95

BROADCAST

GLOBAL RADIO GUIDE 1996/7 (The Association of International Broadcasting).	30 pages. £3.95
RADIO LISTENERS GUIDE 1997. Clive Woodyear.	81 pages. £4.50

DATAMODES

FAX & RTTY WEATHER REPORTS. Philip Mitchell.	62 pages. £8.95
GUIDE TO UTILITY STATIONS. 15th Edition. Joerg Klingenfuss.	588 pages. £35.00
GUIDE TO WORLDWIDE WEATHERFAX SERVICES. 16th Edition. Joerg Klingenfuss.	436 pages. £25.00
INTERNET RADIO GUIDE. 1st Edition. Joerg Klingenfuss.	350 pages. £21.00
WEATHER REPORTS FROM RADIO SOURCES. Philip Mitchell.	32 pages. £6.00
RADIO DATA CODE MANUAL. 15th Edition. Joerg Klingenfuss.	604 pages. £28.00

DXTV

DXTV FOR BEGINNERS. Simon Hamer.	31 pages. £3.95
GUIDE TO DX-TV. Keith Hamer & Garry Smith.	36 pages. £3.95
GUIDE TO WORLDWIDE TV TEST CARDS.	£4.95
THE ATV COMPENDIUM. Mike Wooding G6LQM.	104 pages. £4.00
THIS IS BBC TV - FIRST 30YRS OF TV GRAPHICS. Keith Hamer & Garry Smith.	38 pages. £4.95

FREQUENCY GUIDES

1997 SHORTWAVE FREQUENCY GUIDE. 1st Edition. Joerg Klingenfuss.	484 pages. £23
1997 SUPER FREQUENCY LIST CD-ROM. Joerg Klingenfuss.	£25.00
FERRELLS CONFIDENTIAL FREQUENCY LIST 10th Edition.	450 pages. £19.95
PASSPORT TO WORLD BAND RADIO 1997.	528 pages. £15.50
UK SCANNING DIRECTORY. 5th Edition.	540 pages. £18.50
VHF-UHF SCANNING FREQUENCY GUIDE. Bill Laver.	192 pages. £12.95
WEATHER REPORTS FROM RADIO SOURCES. Philip C. Mitchell.	32 pages. £6.00
WORLD RADIO TV HANDBOOK 1997.	608 pages. £17.95

GENERAL

COMMUNICATION RECEIVERS PRINCIPLES & DESIGN. Ulrich Rohde.	584 pages. £18.95
EAVESDROPPING ON THE BRITISH MILITARY. Michael Cannon.	£17.50
POP WENT THE PIRATES. Keith Skoes.	568 pages. £15.95
SHORT WAVE COMMUNICATIONS. Peter Rouse GUIDKD.	187 pages. £4.50
THE COMPLETE SHORT WAVE LISTENER'S HANDBOOK 4th Edition	
Hank Bennett, Harry Helms & David Hardy.	321 pages. £19.95

MARINE

MARINE SSB OPERATION. J. Michael Gale.	96 pages. £11.95
MARINE VHF OPERATION. Michael J. Gale.	£7.95
SCANNING THE MARINE BANDS. F.F. O'Brian.	152 pages. £9.50
SHORTWAVE MARITIME COMMUNICATIONS. B. E. Richardson.	195 pages. £16.50
SHIP TO SHORE RADIO FREQUENCIES. Ken Davies.	95 pages. £5.99
SIMPLE GPS NAVIGATION. Mik Chinery.	96 pages. £9.95

SATELLITE

AN INTRODUCTION TO AMATEUR COMMUNICATIONS SATELLITES	
BP290. A. Pickard.	102 pages. £3.95
AN INTRODUCTION TO SATELLITE COMMUNICATIONS BP326.	
F. A. Wilson.	230 pages. £5.95
ARRL SATELLITE ANTHOLOGY 4th Edition.	150 pages. £8.95
NEWNES GUIDE TO SATELLITE TV. Derek Stephenson.	371 pages. £18.95

NEWNES SATELLITE COMMUNICATIONS POCKET BOOK. James Wood.	220 pages. £12.99
SATELLITE BOOK - A Complete Guide to Satellite TV Theory and Practice	
John Breeds.	280 pages. £32
SATELLITE EXPERIMENTER'S HANDBOOK 2nd Edition.	
Martin Davidoff K2UBC.	313 pages. £14.50
SATELLITE HACKERS HANDBOOK. Colin A. Grellis.	120 pages. £18.75
SATELLITE PROJECTS HANDBOOK. L. Harris.	£14.99
SATELLITE TELEVISION. A layman's guide. Peter Pearson.	73 pages. £1.00
SATELLITE TELEVISION INSTALLATION GUIDE. 5th Edition. John Breeds.	76 pages. £15.00
WEATHER SATELLITE HANDBOOK. 5th Edition. Dr Ralph E. Taggart WB8DQT.	192 pages. £15.50
WRTH SATELLITE BROADCASTING GUIDE. 1996 Edition. Bart Kuperus.	366 pages. £17.95

SCANNING

AN INTRODUCTION TO SCANNERS AND SCANNING BP311. I. D. Poole.	152 pages. £4.99
SCANNER BUSTERS 2. D. C. Poole.	100 pages. £6.00
SCANNERS 2 INTERNATIONAL. Peter Rouse GUIDKD.	261 pages. £9.95
SCANNERS 3 PUTTING SCANNERS INTO PRACTICE.	
4th Revision. Peter Rouse.	271 pages. £9.95
SCANNING SECRETS. Mark Francis.	280 pages. £16.95

AMATEUR RADIO

ANTENNAS & TRANSMISSION LINES

25 SIMPLE AMATEUR BAND AERIALS BP125. E. M. Noll.	63 pages. £1.95
25 SIMPLE INDOOR AND WINDOW AERIALS BP136. E. M. Noll.	50 pages. £1.75
25 SIMPLE SHORT WAVE BROADCAST BAND AERIALS BP132. E. M. Noll.	63 pages. £1.95
25 SIMPLE TROPICAL AND MW BAND AERIALS BP145. E. M. Noll.	54 pages. £1.75
ALL ABOUT VERTICAL ANTENNAS. W. I. Orr W6SAI & S. D. Cowan W2LX.	192 pages. £8.50
ANTENNA EXPERIMENTERS GUIDE (RSGB). Peter Dodd G3LDO.	£15.00
ANTENNA IMPEDANCE MATCHING (ARRL). Wilfred N. Caron.	195 pages. £14.50
ANTENNAS FOR VHF AND UHF BP301. I. D. Poole.	104 pages. £4.95
ANTENNAS & TECHNIQUES FOR LOW BAND DXING (ARRL).	394 pages. £15.50
ARRL ANTENNA BOOK 17th Edition.	732 pages. £21.95
ARRL ANTENNA COMPENDIUM Volume One.	175 pages. £10.00
ARRL ANTENNA COMPENDIUM Volume Two.	208 pages. £10.00
ARRL ANTENNA COMPENDIUM Volume Three. Edited by Jerry Hall K1TD.	236 pages. £12.50
ARRL ANTENNA COMPENDIUM Volume Four.	204 pages. £15.50
ARRL ANTENNA COMPENDIUM Volume Five.	200 pages. £16.50
BEAM ANTENNA HANDBOOK. W. I. Orr W6SAI & S. D. Cowan W2LX.	268 pages. £8.50
BUILDING & USING BALUNS. Jerry Sevic.	125 pages. £18.95
BUILD YOUR OWN SHORTWAVE ANTENNAS 2nd Edition. Andrew Yoder.	208 pages. £15.95
CUBICAL QUAD ANTENNAS 3rd Edition. William Orr W6SAI and Stuart Cowan W2LX.	£8.50
EXPERIMENTAL ANTENNA TOPICS BP278. H. C. Wright.	70 pages. £3.50
G-QRP CLUB ANTENNA HANDBOOK.	
Compiled and edited by P. Linsley G3PDL & T. Nicholson KA9WRL/GW0LNQ.	155 pages. £7.25
HF ANTENNA COLLECTION (RSGB). Edited by Erwin David G4LQI.	233 pages. £10.99
HF ANTENNAS FOR ALL LOCATIONS (RSGB). Les Moxon G6XN.	322 pages. £14.65
MORE OUT OF THIN AIR (PWP).	112 pages. £6.95
PRACTICAL ANTENNAS FOR NOVICES. John Heys G3BDQ.	52 pages. £6.30
PRACTICAL ANTENNA HANDBOOK 2nd Edition. Joseph J. Carr.	437 pages. £26.95
PRACTICAL WIRE ANTENNAS RSGB. John Heys G3BDQ.	100 pages. £8.95
RADIO AMATEUR ANTENNA HANDBOOK. W. I. Orr W6SAI & S. D. Cowan W2LX.	188 pages. £8.50
RECEIVING ANTENNA HANDBOOK. Joe Carr. 1	89 Pages. £17.50
SIMPLE, LOW-COST WIRE ANTENNAS FOR RADIO AMATEURS.	
W. I. Orr W6SAI & S. D. Cowan W2LX.	188 pages. £8.50
W1FB'S ANTENNA NOTEBOOK (ARRL). Doug DeMaw W1FB.	123 pages. £7.50

BEGINNERS (INC RAE)

AMATEUR RADIO FOR BEGINNERS (RSGB). Victor Brand G3JNB.	65 Pages. £3.50
AN INTRODUCTION TO AMATEUR RADIO BP257. I. D. Poole.	150 pages. £3.50
AN INTRODUCTION TO THE ELECTROMAGNETIC WAVE BP315.	
F. A. Wilson.	122 pages. £4.95
ETI BOOK OF ELECTRONICS. Dave Bradshaw.	208 pages. £10.95
HOW TO PASS THE RADIO AMATEURS' EXAMINATION (RSGB)	
Clive Smith G4FZH and George Benbow G3HB.	88 pages. £8.75
PRACTICAL RECEIVERS FOR BEGINNERS (RSGB). John Case GW4HWR.	165 pages. £12.00
THE NOVICE RADIO AMATEURS EXAMINATION HANDBOOK (BP375)	
Ian Poole G3YWX.	150 pages. £4.95
THE RADIO AMATEURS' QUESTION & ANSWER REFERENCE MANUAL.	
Fifth Edition.	Ray Petri G0OAT. £13.95
RAE MANUAL (RSGB). G. I. Benbow G3HB.	127 pages. £8.75
RAE REVISION NOTES (RSGB). G. I. Benbow G3HB.	92 pages. £5.25

REVISION QUESTIONS FOR THE NOVICE RAE (RSGB). Esde Tyler G0AEC.	60 pages.	\$5.75
THE NOVICE LICENCE STUDENT'S NOTEBOOK. John Case GW4HWR.	124 pages.	\$6.50
SHORTWAVE RADIO LISTENING FOR BEGINNERS.		
Anita Louise McCormick K8KGI.	176 pages.	\$10.95
TRAINING FOR THE NOVICE LICENCE A MANUAL FOR THE INSTRUCTOR (RSGB)		
John Case GW4HWR.	101 pages.	\$6.75
W1FB'S HELP FOR NEW HAMS (ARRL). Doug DeMaw W1FB.	155 pages.	\$8.95

CALLBOOKS

AMATEUR RADIO CALL BOOK AND INFORMATION DIRECTORY (RSGB)		
1997 Edition.	529 pages.	\$13.50
INTERNATIONAL CALLBOOK 1997		\$20.95
NORTH AMERICAN CALLBOOK 1997		\$20.95
JOINT INT'L AMERICAN CALLBOOK CD-ROM 1997		\$35

COMPUTING

ACCESS 95 ONE STEP AT A TIME BP408	115 pages.	\$5.99
AN INTRODUCTION TO COMPUTER COMMUNICATIONS BP177.		
R. A. Penfold.	2 pages.	\$2.95
ELECTRONIC PROJECTS FOR YOUR PC BP320. R.A. Penfold.	102 pages.	\$3.99
HOW TO EXPAND, MODERNISE AND REPAIR PCs AND COMPATIBLES BP271		
R. A. Penfold.	166 pages.	\$ 5.99
INTERFACING PCs AND COMPATIBLES BP272. R. A. Penfold.	86 pages.	\$4.99
MS-OFFICE ONE STEP AT A TIME (BP402)	77 pages.	\$5.95
MS WORD 95 EXPLAINED BP406	175 pages.	\$6.99
MS WORKS FOR WINDOWS 95 EXPLAINED BP405	175 pages.	\$5.95
NEWNES COMPUTER ENGINEER'S POCKET BOOK Third Edition.		
Michael Tooley.	256 pages.	\$12.95
PASSPORT TO WEB RADIO 1997		\$14.99
PCs MADE EASY. Second Edition. James L. Turley.	38 pages.	\$15.95
PERSONAL COMPUTERS IN THE HAM SHACK (ARRL).		\$12.50
THE INTERNET AND WORLD WIDE WEB EXPLAINED. J. Shelley.	130 pages.	\$5.95
WINDOWS 95 EXPLAINED (BP400).	175 pages.	\$5.95

EMC

INTERFERENCE HANDBOOK. William R. Nelson WA6FQG.	250 pages.	\$9.50
THE RADIO AMATEUR'S GUIDE TO EMC (RSGB). Robin Page-Jones G3JWL.	117 pages.	\$8.95

HISTORICAL

1934 OFFICIAL SHORT WAVE RADIO MANUAL. Edited by Hugo Gernsback.	260 pages.	\$11.85
OLD TIME RADIOS - RESTORATION & REPAIR. J. Carr.	256 pages.	\$17.95
EXPERIMENTAL TELEVISION (1932)	312 pages.	\$11.75
HENLEYS 222 RADIO CIRCUIT DIAGRAMS (1924)	271 pages.	\$9.45
SECRETS OF HOMEBUILT REGENERATIVE RECEIVERS (Rockey)	127 pages.	\$7.95
THOSE GREAT OLD HANDBOOK RECEIVERS (1929 + 1934)	94 pages.	\$6.95
WORLD AT THEIR FINGERTIPS (RSGB).	307 pages.	\$6.30
VISION BY RADIO (1925) (Jenkin)	140 pages.	\$7.85

MAPS AND LOG BOOKS

AMATEUR RADIO LOGBOOK (RSGB).		\$3.50
NORTH ATLANTIC ROUTE CHART.	740 x 520mm.	\$8.50
QTH LOCATOR MAP OF EUROPE.	1080 x 680mm.	\$6.50
RADIO AMATEURS MAP OF THE WORLD.	980 x 680mm.	\$6.50
RECEIVING STATION LOG BOOK (RSGB).		\$3.50
RSGB PREFIX GUIDE.		\$5.00

MORSE

MORSE CODE FOR RADIO AMATEURS (RSGB)	28 pages.	\$4.25
---	-----------	--------

MICROWAVES

AN INTRODUCTION TO MICROWAVES (BP312).	F. A. Wilson.	134 pages.	\$3.95
ARRL UHF/MICROWAVE EXPERIMENTER'S MANUAL. Various Authors.		446 pages.	\$14.50
ARRL UHF/MICROWAVES PROJECT MANUAL (ARRL).		400 pages.	\$15.50
MICROWAVE HANDBOOK - COMPONENTS & OPERATING Vol 1 (RSGB)			\$10.50
MICROWAVE HANDBOOK - CONSTRUCTION & TESTING Vol 2 (RSGB)			\$15.75
MICROWAVE HANDBOOK - BANDS & EQUIPMENT Vol 3 (RSGB)			\$15.75 or buy all 3 for \$32

OPERATING AND HANDBOOKS

AMATEUR RADIO OPERATING MANUAL (RSGB). Ray Eckersley G4FTJ.	249 pages.	\$12.23
ARRL HANDBOOK FOR RADIO AMATEURS 1997 (ARRL).	1200 pages.	\$25
ARRL HANDBOOK 1997 ON CDROM.		\$30
BASIC RADIO & ELECTRONIC CALCULATIONS. Ray Petri G0OAT.		\$13.95
COMPLETE DX'ER. Bob Locher.	204 pages.	\$8.95
HAM RADIO MADE EASY (ARRL). Steve Ford.	204 pages.	\$12.50
HINTS AND KINKS FOR THE RADIO AMATEUR.		
Edited by Charles L. Hutchinson and David Newkirk.	129 pages.	\$9.50
MODULATION TYPES, DOUBLE CDROM. Klingenfuss.		\$40
RADIO COMMUNICATION HANDBOOK (RSGB).		
6th Edition. Dick Biddulph G8PDS.	750 pages.	\$21.00
SETTING UP AN AMATEUR RADIO STATION BP300. I. D. Poole.	81 pages.	\$3.95

PACKET

PRACTICAL GUIDE TO PACKET OPERATION IN THE UK.		
Mike Mansfield G6AWD NEW EDITION.	220 pages.	\$11.50
PACKET RADIO PRIMER (RSGB). Dave Comber G8UYZ & Martyn Corff G8NZU.	266 pages.	\$8.95
YOUR PACKET COMPANION. Steve Ford WB8IMY.	170 pages.	\$5.95

PROPAGATION

AN INTRODUCTION TO RADIO WAVE PROPAGATION BP293. J.G. Lee.	116 pages.	\$3.95
LOW PROFILE AMATEUR RADIO - OPERATING A HAM STATION FROM ALMOST		

Practical Wireless, May 1997

ANYWHERE (ARRL). Jim Kearman KR1S.	124 pages.	\$7.50
---	------------	--------

QRP

G-QRP CLUB CIRCUIT HANDBOOK. Edited by Rev. G. Dobbs G3RJV.	96 pages.	\$9.00
QRP CLASSICS (ARRL). Edited by Bob Schetgen.	274 pages.	\$10.50
W1FB'S QRP NOTEBOOK (ARRL). 2nd Edition. Doug DeMaw W1FB.	175 pages.	\$7.95

TEST EQUIPMENT

GETTING THE MOST FROM YOUR MULTIMETER BP239. R. A. Penfold.	102 pages.	\$2.95
HANDS-ON GUIDE TO OSCILLOSCOPES. Barry Ross.	228 pages.	\$17.95
HOW TO USE OSCILLOSCOPES & OTHER TEST EQUIPMENT BP267.		
R. A. Penfold.	104 pages.	\$3.50
MORE ADVANCED TEST EQUIPMENT CONSTRUCTION BP249. R. A. Penfold.	102 pages.	\$3.50
MORE ADVANCED USES OF THE MULTIMETER BP265. R. A. Penfold.	96 pages.	\$2.95
PRACTICAL TRANSMITTERS FOR NOVICES. John Case GW4HWR.	126 pages.	\$10.00
TEST EQUIPMENT FOR THE RADIO AMATEUR. Clive Smith G4FZH.	170 pages.	\$10.95

VHF

ALL ABOUT VHF AMATEUR RADIO. W. I. Orr W6SAL.	163 pages.	\$9.50
--	------------	--------

ELECTRONICS

A REFERENCE GUIDE TO BASIC ELECTRONICS TERMS BP286.

F. A. Wilson.	472 pages.	\$5.95
---------------	------------	--------

A REFERENCE GUIDE TO PRACTICAL ELECTRONICS TERMS BP287.

F. A. Wilson.	431 pages.	\$5.95
---------------	------------	--------

BEGINNERS GUIDE TO MODERN ELECTRONIC COMPONENTS BP285.

R. A. Penfold.	166 pages.	\$3.95
----------------	------------	--------

CIRCUIT SOURCE BOOK 1 - BP321. R.A. Penfold.	182 pages.	\$4.95
---	------------	--------

CIRCUIT SOURCE BOOK 2 - BP322. R.A. Penfold.	214 pages.	\$4.95
---	------------	--------

ELECTRONIC HOBBYIST DATA BOOK BP396. R. A. Penfold.	242 pages.	\$5.95
--	------------	--------

GETTING STARTED IN PRACTICAL ELECTRONICS BP345. Owen Bishop.	198 pages.	\$4.95
---	------------	--------

NEWNES AUDIO AND HI-FI ENGINEER'S POCKET BOOK Third Edition.

Vivian Capel.	210 pages.	\$12.95
---------------	------------	---------

NEWNES ELECTRONICS ENGINEER'S POCKET BOOK. Keith Brindley.	306 pages.	\$12.95
---	------------	---------

POWER SUPPLY PROJECTS BP76. R. A. Penfold.	89 pages.	\$3.99
---	-----------	--------

PREAMPLIFIER & FILTER CIRCUITS BP309. R.A. Penfold.	92 pages.	\$3.95
--	-----------	--------

PRACTICAL ELECTRONIC FILTERS BP299. Owen Bishop.	89 pages.	\$4.95
---	-----------	--------

PRACTICAL ELECTRONICS HANDBOOK. Ian Sinclair.	439 pages.	\$13.95
--	------------	---------

PRACTICAL OSCILLATOR CIRCUITS BP393. A. Flind.	136 pages.	\$4.99
---	------------	--------

TEST EQUIPMENT CONSTRUCTION BP248. R.A. Penfold.	104 pages.	\$3.99
---	------------	--------

W1FB'S DESIGN NOTEBOOK (ARRL). Doug DeMaw W1FB.	195 pages.	\$8.50
--	------------	--------

DATA

ARRL ELECTRONICS DATA BOOK. Doug DeMaw W1FB.	260 pages.	\$8.95
---	------------	--------

ELECTRONIC HOBBYIST DATA BOOK BP396. R.A. Penfold.	242 pages.	\$5.95
---	------------	--------

PRACTICAL ELECTRONICS CALCULATIONS AND FORMULAE BP53.

F. A. Wilson.	249 pages.	\$3.95
---------------	------------	--------

PRACTICAL ELECTRONIC DESIGN DATA BP316. Owen Bishop.	327 pages.	\$5.99
---	------------	--------

RADIO AMATEUR AND LISTENER'S DATA HANDBOOK. Steve Money.	40 pages.	\$15.95
---	-----------	---------

RADIO DATA REFERENCE BOOK (RSGB) 6th Edition.	252 pages.	\$8.50
--	------------	--------

RADIO FREQUENCY TRANSISTORS PRINCIPLES AND PRACTICAL APPLICATIONS

Norm Dye & Helge Granberg.	235 pages.	\$19.95
----------------------------	------------	---------

SECRETS OF RF CIRCUIT DESIGN. Joseph Carr.	405 pages.	\$18.95
---	------------	---------

SOLID STATE DESIGN FOR THE RADIO AMATEUR (ARRL).

Les Hayward W7ZOI & Doug DeMaw W1FB.	256 pages.	\$10.50
--------------------------------------	------------	---------

TRANSMITTER HUNTING - RADIO DIRECTION FINDING SIMPLIFIED.

Joseph D. Moell & Thomas N. Curlee.	325 pages.	\$20.95
-------------------------------------	------------	---------

TRANSISTOR DATA TABLES (BP401).	178 pages.	\$5.95
--	------------	--------

PROJECTS

COIL DESIGN AND CONSTRUCTION MANUAL BP160. B.B. Babani.	106 pages.	\$3.95
--	------------	--------

HOW TO DESIGN AND MAKE YOUR OWN PCBs BP121. R. A. Penfold.	66 pages.	\$2.50
---	-----------	--------

MORE ADVANCED POWER SUPPLY PROJECTS BP192. R. A. Penfold.	92 pages.	\$2.95
--	-----------	--------

PROJECTS FOR RADIO AMATEURS AND SWLS BP304. R. A. Penfold.	92 pages.	\$3.95
---	-----------	--------

SHORT WAVE SUPERHET RECEIVER CONSTRUCTION BP276. R.A. Penfold.	80 pages.	\$2.95
---	-----------	--------

SIMPLE SHORT WAVE RECEIVER CONSTRUCTION BP275. R. A. Penfold.	88 pages.	\$3.95
--	-----------	--------

VALVES/TUBES

ELECTRON TUBE LOCATOR. George H. Fathauer.	350 pages.	\$21.95
---	------------	---------

ESSENTIAL CHARACTERISTICS (TUBES & TRANSISTORS)

(Original Publishers General Electric) Re-published by Antique Electronic Supply (Arizona).	475 pages.	\$10.50
---	------------	---------

HANDBOOK OF RADIO, TV, INDUSTRIAL & TRANSMITTING TUBE & VALVE

EQUIVALENTS.	60 pages.	\$2.95
---------------------	-----------	--------

RADIO VALVE GUIDE BOOKS 1-5		\$2.95 each
------------------------------------	--	-------------

RCA RECEIVING TUBE MANUAL (Original Publishers Radio Corporation Of America)

Re-published by Antique Electronic Supply (Arizona).	384 pages.	\$10.50
--	------------	---------

RCA TRANSMITTING TUBES

(Original Publisher Radio Corporation of America) Re-published by Antique

Electronic Supply (Arizona).	318 pages.	\$10.50
------------------------------	------------	---------

TUBE SUBSTITUTION HANDBOOK		\$15.50
-----------------------------------	--	---------

KITS

THE PW CADET RECEIVER KIT		\$23.95
----------------------------------	--	---------

ORDER FORM

SUBSCRIPTION RATES

PRACTICAL WIRELESS – 1 YEAR

- ☐ £25.00 (UK) ☐ £30.00 (Europe 1st class)
☐ £32 (Rest of World Airmail) ☐ £37 (Rest of World Airmail)

SPECIAL JOINT SUBSCRIPTION PAGE 20

Practical Wireless & Short Wave Magazine 6 MONTH TRIAL

- ☐ £20 (UK) ☐ £27 (Europe Airmail) ☐ £29 (Rest of World Airmail)
☐ £35 (Rest of World Airmail)

Please start my subscription with theissue.

- ☐ Please send me copy(ies) of *The Radio Amateurs' Question & Answer Manual* for **£13.95 inc. P&P (UK only), £15.95 inc P&P (overseas).** £.....

BOOKS Please send me the following books

..... £.....
..... £.....
..... £.....
..... £.....
..... £.....
..... £.....

Postal Charges:

£1 for one, **£2** for two or more (UK).
£2 per book or **£10** for five books or more (overseas surface).
£2 per binder (overseas surface).

NEW FASTER NEXT DAY SERVICE (UK MAINLAND ONLY)

£4 per parcel (orders must be placed by 12 noon)

GRAND TOTAL £.....

**FOR ALL MAIL ORDER PURCHASES
IN PRACTICAL WIRELESS**

CREDIT CARD ORDERS TAKEN ON (01202) 659930

between the hours of 9.00am - 5.00pm. Outside these hours your order will be recorded on an answering machine.

FAX ORDERS TAKEN ON (01202) 659950

Or please fill in the details ticking the relevant boxes, a photocopy will be acceptable to save you cutting your beloved copy!

**To: PW Publishing Ltd., FREEPOST, Arrowsmith Court,
Station Approach, Broadstone, Dorset BH18 8PW**

PAYMENT DETAILS

Name

Address

Postcode

Telephone No.

I enclose cheque/PO (Payable to PW Publishing Ltd.) £.....

\$.....

or

Charge to my Access/Visa Card the sum of £.....

\$.....

Card No.

Valid from..... to

Signature.....

Telephone No.....

Orders are normally despatched by return of post but please allow 28 days for delivery.

Prices correct at time of going to press.

Please note: all payments must be made in Sterling.

CREDIT CARD ORDERS TAKEN ON (01202) 659930

FAX ORDERS TAKEN ON (01202) 659950

Now fill in your name and address ➡

Last Minute Revision?

The Radio Amateurs' Question & Answer Reference Manual

With the May Radio Amateur Examinations looming you may well be looking for a book to help you with that last minute revision, if so, we have just the thing.

The Radio Amateurs' Question & Answer Reference Manual by Ray Petri G00AT although specifically aimed at students taking the City & Guilds 'Radio Amateurs' Examination' also contains material suitable for C&G 'Electronics Servicing' and BTEC 'Radio N' and 'Electrical and Electronics Principles N'. Within its 388 or so pages this book contains a wealth of information which includes over 1240 multiple choice questions. Also included are a number of useful radio data charts.

So, whether you are about to sit your radio amateurs' exam or are involved in technical study or just need a good reference book, the *Radio Amateurs' Question & Answer Reference Manual* is a must for your bookshelf. If you order this month you will save on the postage costs as we're offering the *Radio Amateurs' Question & Answer Reference Manual* at the special price of **£13.95 including P&P (UK only, overseas readers please add £2 for P&P).**

Offer open until 9 May 1997



To order your copy of this essential reference book please use the order form above or call the **Credit Card Hotline** on **(01202) 659930** and quote **PW5**.

WELL OILED RADIO!

NEXT MONTH

SPECIAL FEATURE!

- On board the semi-submersible *Borgny Dolphin* with G4VFU

REVIEWED!

- MFJ-914 Auto Antenna Tuner Extender
- Kenwood TH-235E v.h.f. Hand-Held Transceiver
- Alinco DX-701 Commercial h.f. Transceiver

CONTEST RULES!

- The 15th PW 144MHz QRP Contest Rules

BUILD!

- A Spectrum Wavemeter

COMPETITIONS!

- Win Tickets to the Royal International Air Tattoo!
- Win The MyDel Multi-Trap Antenna as reviewed by G3PCS in PW Dec '96

Wireless

* Contents subject to change

CAN YOU AFFORD TO MISS IT? - ON SALE 8 MAY 1997 - PLACE YOUR ORDER TODAY!

short wave magazine

THE SKY'S THE LIMIT!



APRIL Airband Special

Joe Carr K4IPV builds a VLF Receiver - Part 1.
The CE Mark, confused? - John Wilson explains all.
Godfrey Manning looks at Airband Meteorology.
Gander Air Radio.
G-HEMS Helicopter Emergency Service

COMING UP IN MAY'S ISSUE

On Sale April 24

Exclusive JRC's New NRD-345 - under the microscope with John Wilson.

Joe Carr has the second part of the VLF Receiver.
ICOM IC-R10 - Reviewed by Alan Gardener.

Magnetic Loop Antennas - some theory with C.G. Bennett.

Tom Read tells all about his School DX Club.

Radio Secrets of the War - U-Boat Tracking

PLUS REGULAR COLUMNS COVERING:

Frequency Exchange, Utility and Data Modes
Listening, WXSATs, Scanning,
Broadcast News and Logs and much much more.....

FIND THE ANSWERS IN SHORT WAVE MAGAZINE - ON SALE NOW!!!

ON SALE NOW!
Contents subject to change

YOUR LOCAL DEALERS

LONDON

HAYDON COMMUNICATIONS

For all your amateur radio equipment.
NEW, SECONDHAND, EX-DEMO
132 High St., Edgware, Middx HA8 7EL

Tel: 0181-951 5781/2
Fax: 0181-951 5782

Open Mon-Fri 10-6, Sat 10-5
Outside office hours 0589 318777

SURREY

Chris Rees G3TUX

The QRP Component Company

PO Box 88 Haslemere Surrey GU27 2RF

Tel: (01428) 661501

Fax: (01428) 661794

KITS, KEYS & QRP

MAIL ORDER - 9AM TO 6PM (NOT SUNDAYS)
SAE FOR LISTS AND LITERATURE

MID GLAMORGAN

SANDPIPER COMMUNICATIONS

Unit 5, Enterprise House, Cwmbach
Industrial Estate, Aberdare,
Mid Glamorgan CF44 0AE

Tel: (01685) 870425

Fax: (01685) 876104

A full range of transmitting & receiving
antennas available for the amateur
commercial market.

LONDON

MARTIN LYNCH & Son

For all your amateur radio needs

140-142 Northfield Avenue
Ealing London W13 9SB

Tel:

0181-566 1120

Fax:

0181-566 1207

BIRMINGHAM

FREE CB RADIO CATALOGUE

PHONE

0121-457 7788

SRP RADIO CENTRE

SCOTLAND

JAYCEE ELECTRONICS LTD

20 Woodside Way, Glenrothes, Fife KY7 5DF

Tel: (01592) 756962 (Day or Night)

Fax No. (01592) 610451

Open: Tues-Fri 9-5; Sat 9-4

KENWOOD, YAESU & ICOM APPROVED DEALERS

A good stock of new and secondhand
equipment always in stock

KENT

KANGA QRP KITS

Our books: Introducing QRP £7.95

Pascoe's Penny Pinchers £5.95

(ALL ABOUT WIRE ANTENNAS)

Send an SAE for our free catalogue

Seaview House, Crete Road East

Folkestone, Kent CT18 7EG

Tel/Fax 01303 891106 (0930-1900)

http://www.kanga.demon.co.uk

SCOTLAND

TENNAMAST SCOTLAND LTD

Masts from 25ft - 40ft

Adapt-A-Mast

(01505) 503824

81 Mains Road, Beith, Ayrshire. KA15 2HT

WEST YORKSHIRE

HUDDERSFIELD ELECTRONICS

INC. THE AMATEUR RADIO SHOP

Suppliers of new & used amateur/SWL/CB
equipment. We also carry a full range of accessories.
Part exchanges welcomed.

4A Cross Church Street

Huddersfield HD1 2PT.

Tel/Fax 01484 420774

Hours: Mon - Sat 9.00am to 5.30pm.

DORSET

THE SHORTWAVE SHOP

Novice/C.B./Amateur/SWL Equipment.

Full range secondhand equipment
always available.

18 Fairmile Road, Christchurch,

Dorset BH23 2LJ

Tel/Fax: 01202 490099

AVON/SOMERSET

QSL COMMUNICATIONS

We stock all makes of equipment
for the Amateur and Listener.

Part Exchange Welcome

Unit 6, Worle Industrial Centre, Coker Road,

Worle, Weston-Super-Mare BS22 0BX

Tel/Fax: (01934) 512757

SOUTHAMPTON

SMC Ltd

Main Dealer for: Yaesu,
Kenwood, Icom AOR &
Cushcraft

SM House, School Close, Chandlers Ford

Industrial Estate, Eastleigh,

Hampshire SO5 3BY

Tel: (01703) 255111

Fax: (01703) 263507

DERBYSHIRE

Lowe Electronics

THE HAM RADIO SUPERSTORE

Kenwood, Yaesu, Icom etc. always in stock.
Chesterfield Rd., Matlock, Derbys DE4 5LE

Tel: 01629 580800 Fax: 01629 580020

E-mail: info@lowe.co.uk orders@lowe.co.uk

ESSEX

Coastal Communications

Meeting your demands

FOR ALL YOUR AMATEUR RADIO NEEDS.

19 Cambridge Road

Clacton-on-Sea, Essex CO15 3QJ

Tel: 01255 474292. Fax: 01255 476524

Mon-Sat 9am-5pm; Wed 9am-2pm.

NORTHWEST

ARC Ltd.

Everything for the radio
amateur under one roof!

38 Bridge Street, Earlestown, Newton-

le-Willows,

Merseyside WA12 9BA

Tel: 01925 229881

Fax: 01925 229882

DORSET

BOOKS BOOKS BOOKS

PW PUBLISHING
BOOK SERVICE

Tel: 01202 659930

Fax: 01202 659950

Index to Advertisers

A H Supplies	33	Howes C, M.....	12	Photo Acoustics	56
Aerial Techniques	73	Icom UK	IBC	Pyramid Electronics.....	16
AKD	12	J Birkett	73	RAS Notts.....	73
Chevet Supplies	79	Lake Electronics	79	Robinson Marshall.....	53
Circuit Distribution	67	Langrex Supplies	79	RSGB.....	69
Datong Electronics	33	Martin Lynch & Son	41, 42/43	Short Wave Magazine	83
Eastern Communications.....	61	Mid West Lasers	67	SMC.....	4/5
Electromail.....	6	Monitoring Times.....	16	Spectrum Communications	73
Essex Amateur Radio Society	36	Multicomm 2000	70/71	Sunrise Electronics	62
Fairhaven Electronics	6	NCT Enterprises	67	Waters & Stanton	IFC/1, 2
Hately Antennas	33	Nevada Communications	46/47	Yaesu	OBC
Haydon Communication 21, 22/23		P W Services	73		
Holdings Amateur Radio.....	79	Pervisell	73		

ICOM

SIMPLE AND SECURE...

IC-207H

ICOM'S LATEST FM DUAL-BAND MOBILE



Picture shows U.S.A. model

To satisfy the world-wide demand for dual-band transceivers, ICOM have developed the IC-207H. This new style of transceiver avoids the high prices and difficult operative procedures that can be associated with dual-banders. The IC-207H is designed with selected dual-band features **but** at a single-band price.

Functions and features include; simple operation, detachable front panel for adaptable installation and improved security, tone-squelch fitted as standard, data terminal for PACKET operation, 180 memories, cloning (with CS-207 software), selectable output power and optional wireless mic. The IC-207H is a welcome addition to the ICOM range and will entice new users into the swelling ranks of dual-band operators.

WANT TO KNOW MORE? CONTACT YOUR LOCAL DEALER TODAY!

ICOM... manufacturers of top performing base-stations, mobiles, handheld transceivers and receivers.
Icom (UK) Ltd. Sea Street Herne Bay Kent CT6 8LD. Telephone: 01227 741741. Fax: 01227 741742.
INTERNET: <http://www.icomuk.co.uk/> E-MAIL: icomsales@icomuk.co.uk.

Count on us!

Ultra Compact Dual Band Handheld **FT-50R**

One tough little dual bander!

Features

- Frequency Coverage
Wide Band Receive
RX: 76-200 MHz, 300-540 MHz, 590-999 MHz*
TX: 144-146 MHz, 430-450 MHz
- AM Aircraft Receive
- MIL-STD 810 Rating
- Digital Coded Squelch (DCS)
- 112 Memory Channels
- 12V DC Direct Input
- High Speed Scanning
- Alphanumeric Display
- CTCSS Encode (Decode w/FTT-12)
- Auto Range Transpond System™ (ARTS™)
- Dual Watch
- Direct FM
- High Audio Output
- ADMS-1C Windows™ Programmable
- Four Battery Savers:
Automatic Power-Off (APO)
Receive Battery Saver (RBS)
Selectable Power Output (SPO)
Transmit Battery Saver (TBS)
- Time Out Timer (TOT)
- 2.5 and 5 Watt Versions Available
- Optional Digital Voice Recording System (DVRS)
- Full line of accessories



"You notice how loud this HT's audio is?"

"Yeah, it's Mil Spec tough like a commercial HT."



"Easy to operate, small, great price!"

"Yaesu did it again!"

For the foremost in top-performing, durable, dual band handhelds there is one choice. The FT-50R. Manufactured to rigid commercial grade standards, the FT-50R is the only amateur dual band HT to achieve a MIL-STD 810 rating. Water-resistant construction uses weather-proof gaskets to seal major internal components against the corrosive action of dust and moisture. And, the rugged FT-50R withstands shock and vibration, so throw it in with your gear!

Dynamic and exclusive features set the FT-50R apart, too. Wide Band Receive includes 76-200 MHz (VHF), 300-540 (UHF), and 590-999 MHz*. Dual Watch checks sub-band activity while receiving on another frequency, then when a signal is detected, shifts operation to that frequency. Digital

Battery Voltage displays current operating battery voltage. Digital Coded Squelch (DCS) silently monitors busy channels. Auto Range Transpond System™ (ARTS™) uses DCS to allow two radios to track one another. And, the FT-50R is ADMS-1C Windows™ PC programming compatible, too. To round out the FT-50R, it has four battery savers, and super loud audio—remarkable in an HT this size.

A reliable companion where ever you go, the FT-50R is one tough little dual bander with all the features you want!

YAESU
...leading the way.SM

For the latest Yaesu news; hottest products, visit us on the Internet! <http://www.yaesu.com>



FT-10/40R

Ultra Compact Handhelds
VHF or UHF. Similar to FT-50R including MIL-STD 810, and other exclusive features.